



e-ISSN: 2319-8753 | p-ISSN: 2320-6710

IJRSET

International Journal of Innovative Research in
SCIENCE | ENGINEERING | TECHNOLOGY

INTERNATIONAL JOURNAL OF INNOVATIVE RESEARCH

IN SCIENCE | ENGINEERING | TECHNOLOGY

Volume 10, Issue 6, June 2021

ISSN INTERNATIONAL
STANDARD
SERIAL
NUMBER
INDIA

Impact Factor: 7.512

9940 572 462

6381 907 438

ijirset@gmail.com

www.ijirset.com



Use and Newspaper Reading interest among PU Students : A Survey

Amaravathi V

Department of Library and Information Science, Bangalore University, JB Campus, Bangalore, India

ABSTRACT : News paper is a publication containing news, information and advertising in low budget it is a periodical publication containing current information. The present study examine that To know Number of Questionnaires distributed and received back , To find out Age wise response received from the students, To know Library membership wise response received, To find out Library Access News papers, To know the Frequency of reading newspaper, To find out Purpose of reading news papers , To know Time spent to read news papers , To find out Interest of reading News papers , To know Types of news papers prefer for reading , To know Types of newspapers have interest to read

KEYWORDS : Containing, information, advertising, periodical, current, Questionnaires, Membership, News papers, Frequency, purpose, interest.

I. INTRODUCTION

In today's Knowledge Society Newspapers is a popular reading material. It gives day to day information and it helps students to get current and knowledgeable information as well as to improve their thinking and observation skills and news papers also helps to know about the development of career opportunities, Scholarships, higher learning institutions for learning etc. the present study is aimed to understand the use and newspapers reading interest among PU students. Girls PU college Chintamani was established in 1993 and it is managed by department of Education.

II. REVIEW OF RELATED LITERATURE

- **Pushpalata** (2017) She examine that A Survey method was adopted for the study There are 200 questionnaires were distributed to the students out of which all the students are responded. There is sent per cent response rate. Followed by 50% of the respondents are studying in PUC I st year and remaining 50% are in PUC II nd year, 60% (n=120) of the respondents mother tongue is Kannada. And 8% (n=16) of the respondents have Marathi as their mother tongue. Early morning reading is the most preferred time of reading by the pre-university students (37% n=74), followed by Night (29%, n=58), Evening (18% n=36), Morning (10%, n=20) and Afternoon (8%, n=16) are the preferred times.(Table-4), books are most preferred reading material (100% n=200), Newspapers (56%), Magazines (48.5%) are in next priority. students are mostly aware about new arrival books are from the library (96%), followed by Book stalls (63%), Teachers (62%), Friends (57%), Newspapers (49%), Internet and Family (28.5%), Magazines and book exhibitions (27%), Television (22%), Radio (7.5%) and 39.5% of them said they get awareness form other than these sources like from neighbor/s, senior, etc.

1. Objectives of the study

- To know Number of Questionnaires distributed and received back
- To find out Age wise response received
- To know Library membership wise response received
- To find out Library Access News papers
- To know the Frequency of reading newspaper
- To find out Purpose of reading news papers
- To know Time spent to read news papers
- To find out Interest of reading News papers
- To know Types of news papers prefer for reading
- To know Types of newspapers have interest to read



2. Scope and Limitations of the study

The present study limited only PU students of Government Girls PU college library Chintamani.

3. Data analysis

Table 1 Number of Questionnaires distributed and received back

Sl.No	No. of Questionnaires distributed	No. of Questionnaires received back	%
1	150	138	92

T1 shows that Number of Questionnaires distributed and received back, there are 150 questionnaires distributed to students and 138 (92%) of filled questionnaires received back.

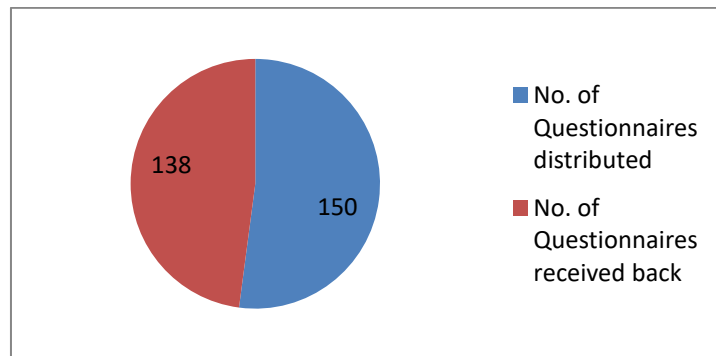


Fig. 1 Number of Questionnaires distributed and received back.

Table 2 Age wise response received

Sl. No	Age	No. of Respondents	%
1	16-17	88	63.77
2	18-20	27	19.57
3	21-23	23	16.66
Total		138	100

T 2 shows that Age wise response received, there are 88(63.77%) are the age group of 16-17 Years followed by 27(19.57%) are from the age group of 18-20 and 23(16.66%) are the age group of 21-23 years.

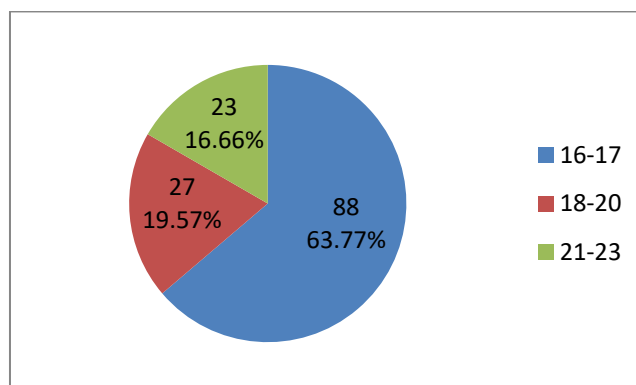


Fig. 2 Age wise response received



Table 3 Library membership wise response received

Sl.No	Membership	No. of respondents	%
1	Yes	138	100
2	No	000	000
Total		138	100

T3 shows that Library membership wise response received there are 138(100%) of the students are got their library membership.

Table 4 Library Access News papers

Sl.No	Access	No. of respondents	%
1	Yes	138	100
2	No	000	000
Total		138	100

T4 shows that Library Access News papers there are 138(100%) of the students responded that the library Access News papers.

Table 5 Frequency of reading newspaper

Sl.No	Frequency	No. of respondents	%
1	Daily	52	37.69
2	Weekly	48	34.78
3	Fortnightly	29	21.01
4	Once in a month	09	06.52
Total		138	100

T5 shows that Frequency of reading newspaper there are 52(37.69%) of the students are reading news papers Daily followed by 48(34.78%) are reading news papers Weekly, 29(21.01%) are reading Fortnightly and only 9(06.52%) are reading news papers Once in a month.

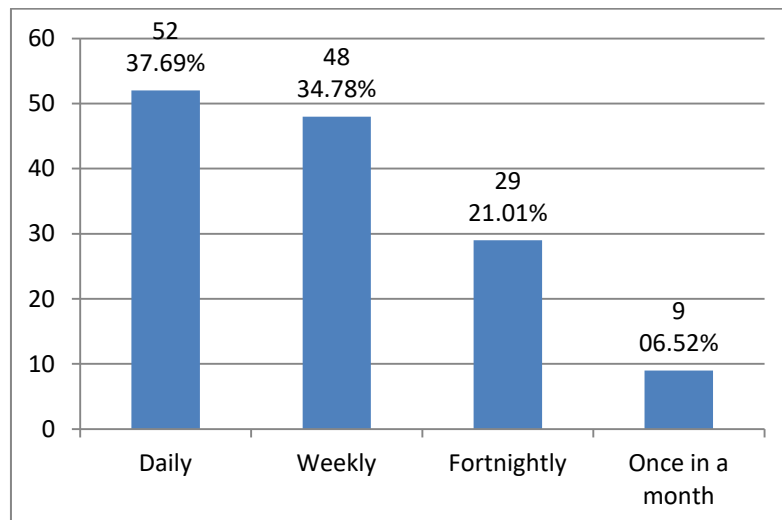


Fig. 3 Frequency of reading newspaper



Table 6 Purpose of reading news papers (responded more than one option)

Sl.No	Purpose	No.of respondent using for one purpose	No.of respondent not using for one purpose
1	To get National News	126(91.30%)	12(08.70%)
2	To get international News	117(84.79%)	21(15.21%)
3	To Know about current situations	112(81.15%)	26(18.85%)
4	To get sports News	106(76.82%)	32(23.18%)
5	For Time pass	020(14.50%)	118(85.50%)

T 6 shows that Purpose of reading news papers there are 126(91.30%) are reading news papers for the purpose To get National News and 12(08.70%) are not reading news papers for the purpose To get National News followed by 117(84.79%) are reading News papers for the purpose To get International news and 21(15.21%) are not reading news papers for the purpose To get International News, 112(81.15%) are reading News papers for the purpose To Know about current situations and 26(18.85%) are not reading News papers for the purpose To know about current situations, there are 106(76.82%) are reading news papers To get Sports News and 32(23.18%) are not reading news papers for the purpose to get sports news and 20(14.50%) are reading news papers for the purpose for Time pass and 118(85.50%) are not reading news papers for the purpose for Time pass.

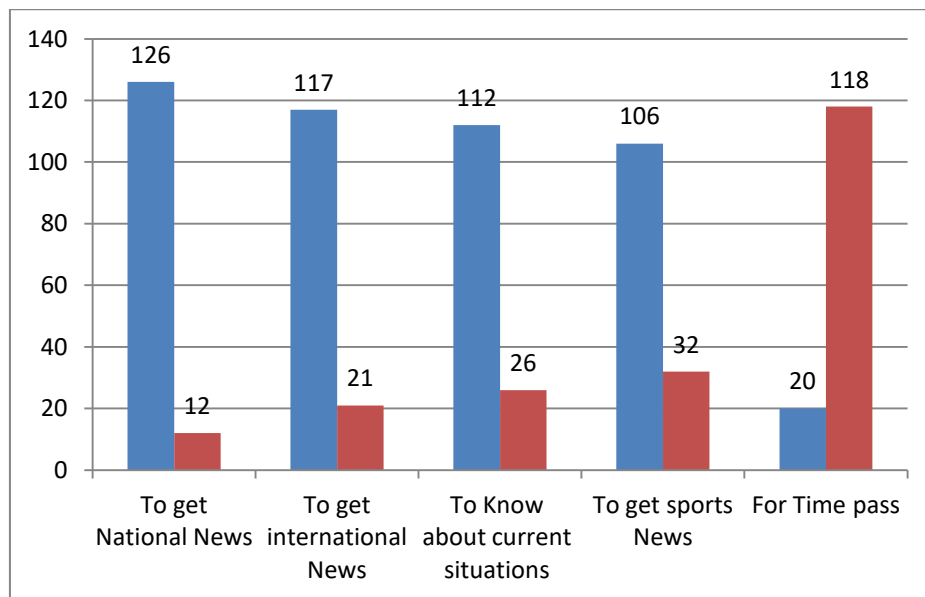


Fig 4 Purpose of reading news papers

Table 7 Time spent to read news papers

Sl. No	Time	No. of Respondents	%
1	1hour	71	51.45
2	2Hours	35	25.37
3	3 Hours	22	15.94
4	4 hours and above	10	07.24
Total		138	100



T7 shows that Time spent to read news papers there are 71(51.45%) are reading news papers 1 hour per day followed by 35(25.37%) are reading news papers 2 hours per day, 22(15.94%) are reading news papers 3 hours per day and 10(7.24%) are reading news papers 4 hours and above per day.

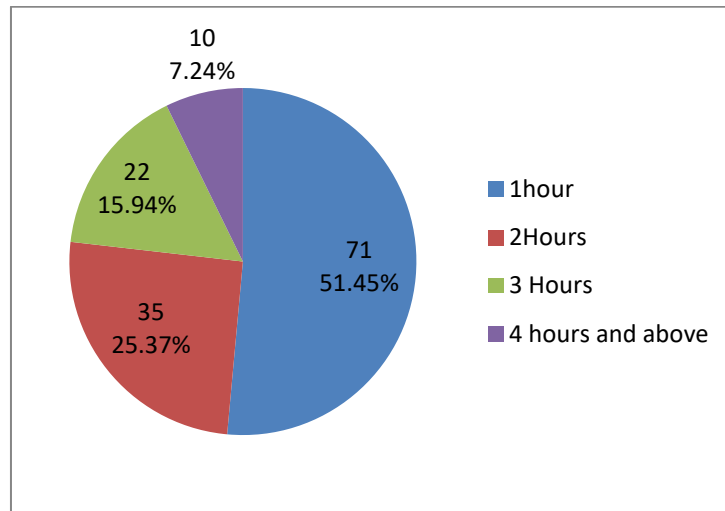


Fig 5 Time spent to read news papers

Table 8 Interest of reading News papers

Sl.No	Reading Interest	No of respondents	%
1	Yes	97	70.28
2	No	41	29.72
Total		138	100

T8 shows that Interest of reading News papers there are 97(70.28%) of the respondents are having reading interest of News papers followed by 41(29.72%) are not having interest of reading news papers.

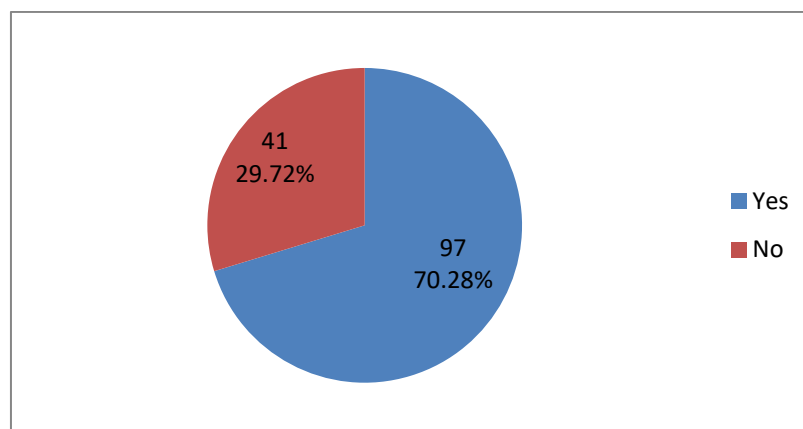


Fig. 6 Interest of reading News papers



Table 9 Mode of news papers prefer for reading

Sl.No	Mode of news paper	No of respondents	%
1	Printed	87	63.05
2	Online (Not printed)	51	36.95
Total		138	100

T9 shows that Mode of news papers prefer for reading there are 87(63.05%)are reading printed mode of news papers followed by 51(36.95%) are reading news papwes for Online mode.

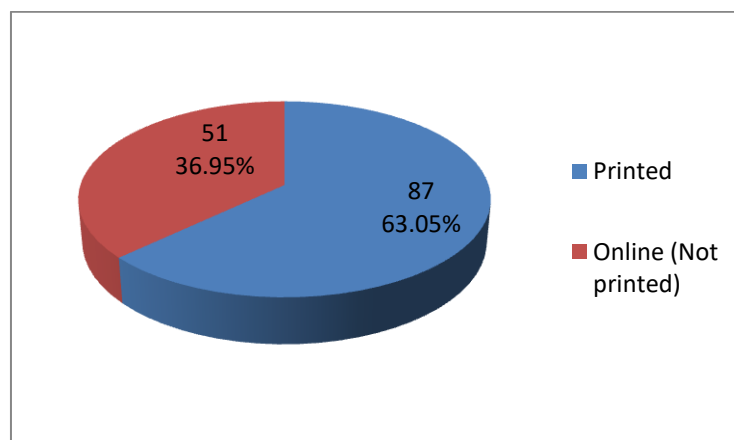


Fig. 7 Mode of news papers prefer for reading

Table 10 Types of newspapers have interest to read (responded more than one option)

Sl. No	Type of News paper	No of respondents having interest to read	No of respondents are not having interest to read
1	Times of India	130 (94.20%)	08(05.80%)
2	The Hindu	128(92.75%)	10(07.25%)
3	Decan Herald	126(91.30%)	12(08.70%)
4	Prajavani	117(84.79%)	21(15.21%)
5	Samyuktha Karnataka	115(83.33%)	23(16.67%)
6	The Indian Express	108(78.26%)	30(21.74%)
7	Vijaya Karnataka	102(73.91%)	36(26.09%)
8	Kannada prabha	100(72.46%)	38(27.54%)
9	Udayavani	97(70.28%)	41(29.72%)
10	Vijayavani	85(61.60%)	53(38.40%)
11	EE sanje	79(57.25%)	59(42.75%)
12	Sanje vani	75(54.35%)	63(45.65%)

T10 shows that Types of newspapers have interest to read there are 130 (94.20%) are reading Times of India news papers and 08(05.80%) are not reading Times of India news papers followed by 128(92.75%) are reading The Hindu and 10(07.25%) are not reading the Hindu news papers so on.

III. FINDINGS AND CONCLUSION OF THE STUDY

News papers are playing important role in this Knowledge society, News papers are not only the best information sources for current affairs but also Newspapers build awareness among the present knowledge society The Findings of the study revealed that there are 150 questionnaires distributed to P U students and 138 (92%) of filled



questionnaires are received back followed by 88(63.77%) are the age group of 16-17, 27(19.57%) are from the age group of 18-20, 23(16.66%) are the age group of 21-23 years, 138(100%) of the students are got their library membership, 52(37.69%) of the students are reading news papers Daily, 48(34.78%) are reading news papers Weekly, 29(21.01%) are reading Fortnightly and only 9(06.52%) are reading news papers Once in a month, 126(91.30%) are reading news papers for the purpose To get National News and 12(08.70%) are not reading news papers for the purpose To get National News, 117(84.79%) are reading News papers for the purpose To get International news and 21(15.21%) are not reading news papers for the purpose To get International News, 112(81.15%) are reading News papers for the purpose To Know about current situations and 26(18.85%) are not reading News papers for the purpose To know about current situations, 71(51.45%) are reading news papers 1 hour per day, 35(25.37%) are reading news papers 2 hours per day, 22(15.94%) are reading news papers 3 hours per day and 10(7.24%) are reading news papers 4 hours and above per day, 97(70.28%) of the respondents are having reading interest of News papers followed by 41(29.72%) are not having interest of reading news papers.

REFERENCES

1. Awais, Sania and Ameen, Kanwal (2013) The Reading Preferences of Primary School Children in Lahore, Pakistan Journal Of Library And Information Science, 14
2. Nagashetti, V N AND Anand Y. Kenchakkanavar (2015) News Paper Reading Habits Among The Students of Muncipal Arts and Commerce College, Laxmeshwar: A Sociological Perspective, International Journal of Advanced Research in Eduation & Technology (IJARET), 2(3)
3. Sharma, Chetan Dr. and Saini, Rajni, (2019) "Newspaper Reading Habit among the Students of University College Kurukshetra: A Case Study". Library Philosophy and Practice (e-journal). 2241
4. Pushpalata A.(2017) Reading Habits among Pre-University Students in Kalburgi City, Karnataka. -A Survey, International Journal of Research in Library Science, 3(2).



INNO  **SPACE**
SJIF Scientific Journal Impact Factor

Impact Factor:
7.512

ISSN INTERNATIONAL
STANDARD
SERIAL
NUMBER
INDIA



INTERNATIONAL JOURNAL OF INNOVATIVE RESEARCH

IN SCIENCE | ENGINEERING | TECHNOLOGY

 **9940 572 462**  **6381 907 438**  **ijirset@gmail.com**



www.ijirset.com

Scan to save the contact details