



e-ISSN: 2319-8753 | p-ISSN: 2320-6710

IJIRSET

International Journal of Innovative Research in
SCIENCE | ENGINEERING | TECHNOLOGY

INTERNATIONAL JOURNAL OF INNOVATIVE RESEARCH

IN SCIENCE | ENGINEERING | TECHNOLOGY

Volume 10, Issue 6, June 2021

ISSN INTERNATIONAL
STANDARD
SERIAL
NUMBER
INDIA

Impact Factor: 7.512

9940 572 462

6381 907 438

ijirset@gmail.com

www.ijirset.com



Implementation of Stock Market Prediction Using Sentiment Analysis

Mrunal Kulkarni, Shraddha Kulkarni, Aishwarya Gaikwad, Gautami Gaikwad,

Prof. Akshay Bhandari

U.G. Student, Dept. of Computer Engineering, Imperial College of Engineering and Research, Pune, India

U.G. Student, Dept. of Computer Engineering, Imperial College of Engineering and Research, Pune, India

U.G. Student, Dept. of Computer Engineering, Imperial College of Engineering and Research, Pune, India

U.G. Student, Dept. of Computer Engineering, Imperial College of Engineering and Research, Pune, India

Dept. of Computer Engineering, Imperial College of Engineering and Research, Pune, India

ABSTRACT: Stock market forecast Trying to determine the long-term value of the company Stocks and other financial products change. Successful forecast of future prices of stocks Will it maximize investor profits? S. This treatise is The machine learning (ML) approach is Available warehouse data, intelligently collect information and use the acquired data Knowledge for accurate prediction. After seeing it Ability to deal with other algorithms and other problems area. Programming language used for prediction The exchange using machine learning is Python. this time We are using a machine learning technology called this research platform. Supports vector machine (SVM) and linear regression (LR) To predict the stock price of large and small caps Stock price for both daily and minute frequency. I am also using data processing Algorithm and we decide which side has an impact The easiest ending to predict the future.

KEYWORDS: machine learning scholarships, Predictive linear regression support vector machine

I. INTRODUCTION

Stock market forecasting is a major activity in the fields of finance and business creation. The stock market is completely uncertain as it continues to fluctuate daily due to various factors. One of the traditional ways to predict stock prices is to use only historical data. However, over time, it has been observed that other factors such as people's sentiment and other current events happening across the country are affecting the stock market. Stock market investors, such as national elections and natural disasters, need tools to analyze the prices and trends of various stocks in order to maximize their profits. Machine learning algorithms are used to design new technologies for predicting stock prices and to create forecasting models that can identify market trends. Many forecasting models have been proposed to incorporate all the key factors that affect stock prices. This article focuses on representing native machine learning algorithms such as support vectors, deep learning, random forests, advanced decision trees, association methods, and some combination methods used to create forecast models and forecast stock prices. I'm guessing. Other exchange. This article also discusses various issues that arise when building predictive models. Over the years, the stock market has played an important role in the well-being of many companies and the country's GDP. Because the stock market is uncertain, there is no guarantee that investing in the market will turn out to be profitable, but it can lead to losses stock prices more accurately than before. The purpose of stock market forecasting is to predict the future value of a company's financial shares.

II. EXISTING SYSTEM

Recent research uses input files from a variety of sources and formats. Some systems use historical inventory information, some systems use monetary items, some systems use expert review, and some systems use hybrid multiple entry systems for forecasting. It is also a common style of multi-unit systems in the field where machine learning algorithms are accessible. While some models mathematically integrate historical data to make predictions, some models perform sentiment analysis on call messages, where examination is recommended for predictions. However,



due to the volatility of the stock market, there is no system that makes good or correct predictions. Accurate forecasts about the stock market are of interest to many investors. However, because the stock market is influenced by volatile factors such as microblogging and news, it is difficult to predict a stock index based on historical data alone. The high volatility of the stock market emphasizes the need to effectively assess the role of external factors in stock forecasting. Since this material can change investor behavior, the stock market can be predicted using machine learning algorithms based on information from social media and financial news. . In this white paper, we use algorithms from social media data and financial news to explore the impact that data has on the accuracy of stock market forecasts 10 days later. . predictions.

III. PROPOSED SYSTEM

Financial analysts investing in stock market usually are not aware of the stock market behavior. They are facing the problem of trading as they do not properly understand which stocks to buy or which stocks to sell in order to get more profits. In today's world, all the information pertaining to stock market is available. Analysing all this information individually or manually is tremendously difficult. As such, automation of the process is required We aim to provide technical and analytical research on specific stocks, as well as models focused on the scope of algorithmic trading. This model has a set of specific technical tools that help users identify the right points to buy and sell stocks and the trends that follow. Contains a section on algorithmic trading and stock market sentiment analysis that predicts the state of a particular stock. Technical analysis of securities historical data helps users predict or analyze the future direction or scope of a particular security. Use algorithms on financial news and social media data to investigate how that data affects the accuracy of stock price forecasts. Feature selection and spam tweet reductions are performed on the dataset to improve predictive performance and quality. We are also experimenting with finding stock markets that are difficult to predict and that are strongly influenced by social media and financial news. Compare the results of different algorithms to find a consistent classifier. Finally, deep learning is used to combine several classifiers to achieve maximum prediction accuracy

IV. PROBLEM STATMENET

Financial analysts investing in stock market usually are not aware of the stock market behavior. They are facing the problem of trading as they do not properly understand which stocks to buy or which stocks to sell in order to get more profits. In today's world, all the information pertaining to stock market is available.

V. OBJECTIVE

- 1.A combination model that helps determine availability of stock
- 2.it is user Friendly and very efficient.
- 3.In addition to predicting future prices, sentiment analysis also shows the current state of the stock price. Unlike other systems.
4. it focuses on using technical indicators to describe technical research.
- 5.Stock market forecast. The goal is to predict the future value of a company's financial stock.
6. A recent trend in stock price prediction technology is that it uses machine learning to train on previous values so that it can make predictions based on current stock index values.

5.1 SCOPE OF THE PROJECT

- 1.We are here covering multiple aspects in terms of getting better and updated results from our research-based system. In future we can add more features.
- 2.Multiple Country data can be tracked for international investments and multinational banking.
- 3.Mutual Funds also can be tracked and can be given suggestion regarding mutual fund investments.
- 4.Every activity, National Level effective Decisions and Decision makers can be tracked for early prediction.

VI. METHODOLOGY

6.1. LSTM Algorithm:

Long Short-Term Memory (LSTM) networks are a type of recurrent neural network capable of learning order dependence in sequence prediction problems. It can be hard to get your hands around what LSTMs are, and how terms like bidirectional and sequence-to-sequence relate to the field. LSTMs are widely used for sequence prediction problems and have been shown to be very effective. The reason LSTMs work so well is that they store important information in the past and forget about non-essential information. LSTM has 3 ports.

- Input gate: input port that adds information to the cell state
- Forget gate: Removes information that is no longer needed by the model.
- Output gate: The LSTM output port selects the information to be displayed in the output.

Let us first take a look at the mathematical formulation of LSTM units before diving into the intuition behind this design:

$$\begin{aligned}
 i(t) &= \sigma(W(i) x(t) + U(i) h(t-1)) && \text{(Input gate)} \\
 f(t) &= \sigma(W(f) x(t) + U(f) h(t-1)) && \text{(Forget gate)} \\
 o(t) &= \sigma(W(o) x(t) + U(o) h(t-1)) && \text{(Output/Exposure gate)} \\
 c^{\sim}(t) &= \tanh(W(c) x(t) + U(c) h(t-1)) && \text{(New memory cell)} \\
 c(t) &= f(t) \circ c^{\sim}(t-1) + i(t) \circ c^{\sim}(t) && \text{(Final memory cell)} \\
 h(t) &= o(t) \circ \tanh(c(t))
 \end{aligned}$$

6.2. CNN Algorithm

A Convolutional Neural Network is a Deep Learning algorithm which can take in an input image, assign importance (learnable weights and biases) to various aspects/objects in the image and be able to differentiate one from the other. CNN offers better performance than traditional machine learning algorithms that exist in these areas. It mainly consists of multiple convolutional layers, a composite layer and a fully connected layer. The details of each component of CNN are as follows: CNN is a kind of direct transmission neural network, which has excellent performance in natural language processing and image processing, so that it can be effectively applied to time series prediction. Local awareness and weight-sharing on CNNs can significantly reduce the number of parameters, thus improving the efficiency of model training. CNN is made up of two main parts: the convolutional layer and the pooling layer. Each convolutional layer contains many convolutional nuclei and the formula is expressed as a formula.

$$x_{l j} = f\left(\sum_{i \in M_j} x_{l-1 i} * k_{l i j} + b_{l j}\right), (1)$$

where M_j represents a selection of input maps.

Here, the output value after convolution, \tanh , represents the activation function, the input vector, the weight of the convolution kernel and the bias of the convolution kernel.

6.3. NLP algorithms:

NLP algorithms are typically based on machine learning algorithms.

Instead of hand-coding large sets of rules, NLP can rely on machine learning to automatically learn these rules by analysing a set of examples (i.e. a large corpus, like a book, down to a collection of sentences), and making a statistical inference.

A. Sentimental analysis using NLP

We do the sentiment analysis of the selected stock and then suggest whether to buy, sell or hold.[6] It is done using the inbuilt package of python nltk for natural language processing.



VII. SPECIFICATION OF SYSTEM

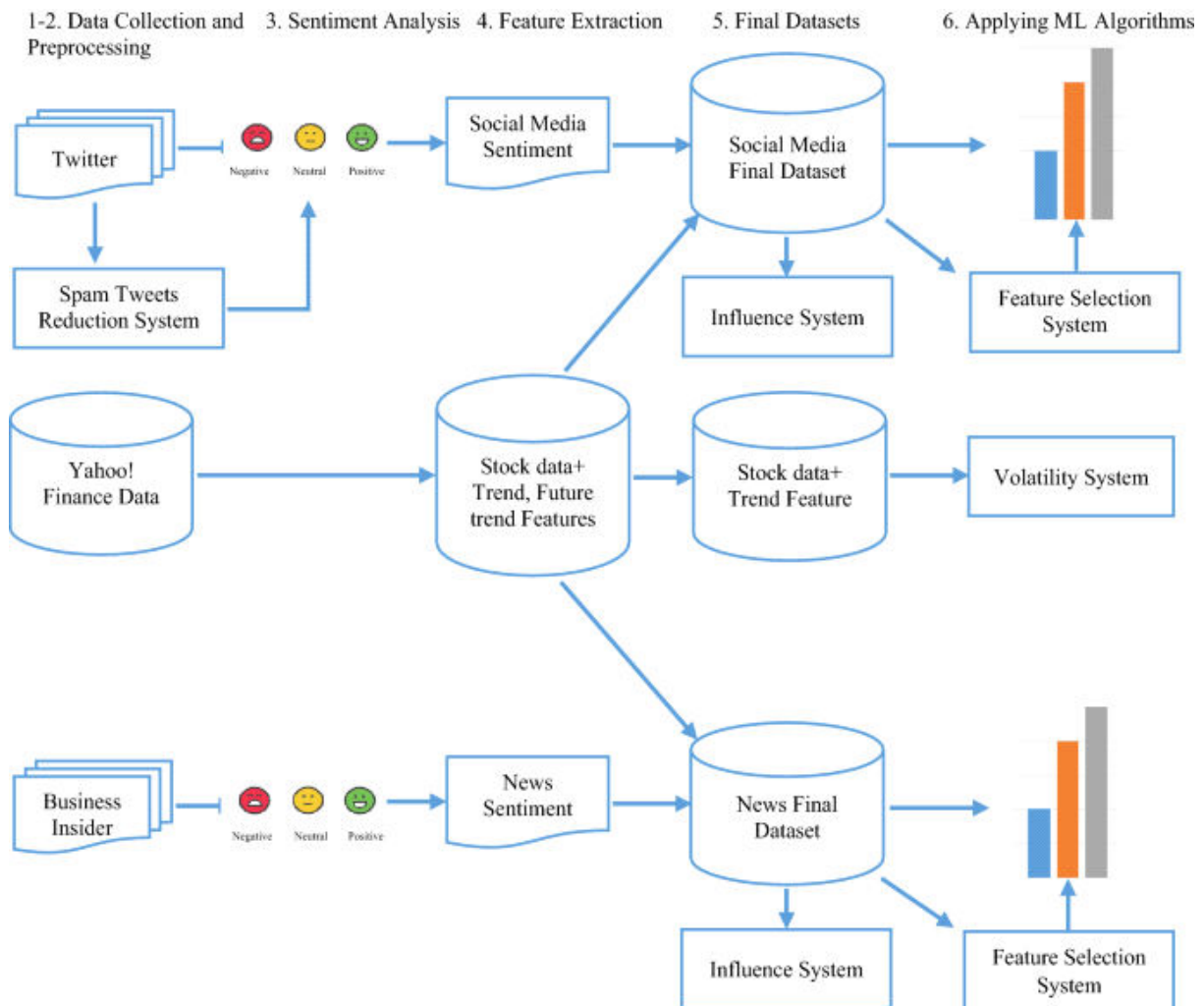
Hardware Requirement:

- System : Pentium IV 2.4 GHz.
- Hard Disk : 40 GB.
- Monitor : 15 VGA Color.
- Ram : 8 GB.

Software Requirement:

- Operating system : Windows 10.
- Coding Language: PYTHON
- IDE : Spyder / PyCharm

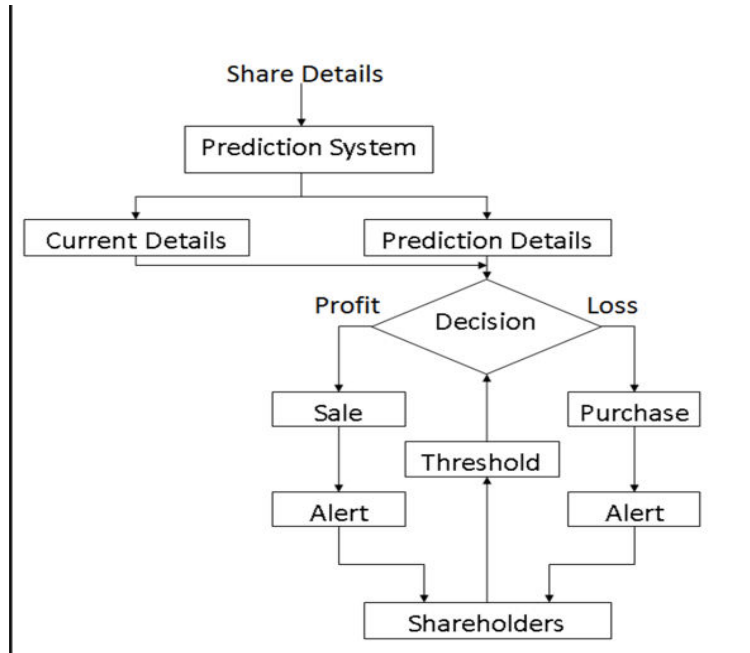
VIII. ARCHITECTURE DESIGN



ARCHITECTURE OF THE MODULE

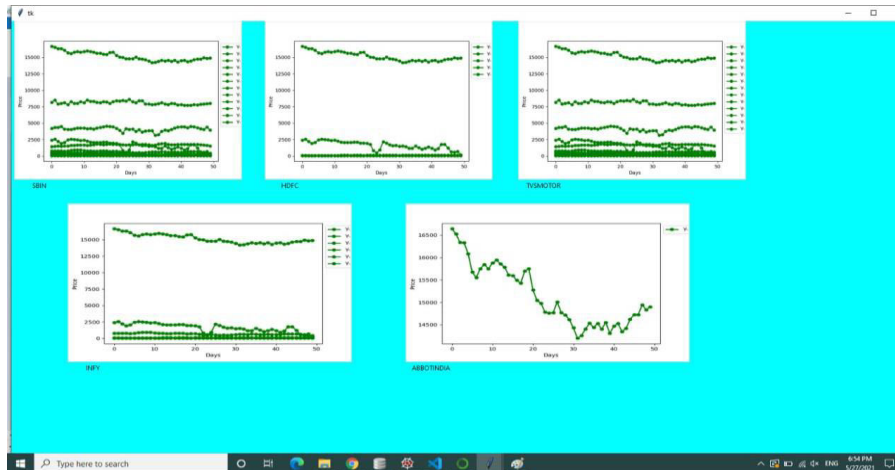


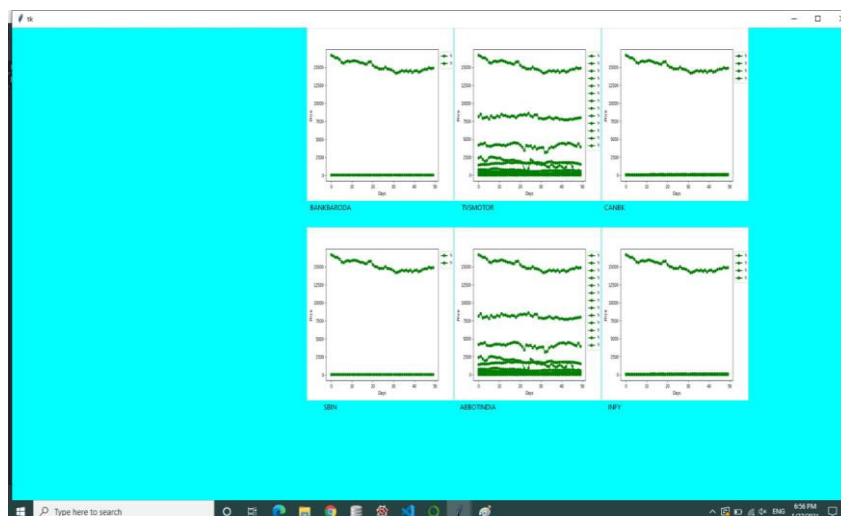
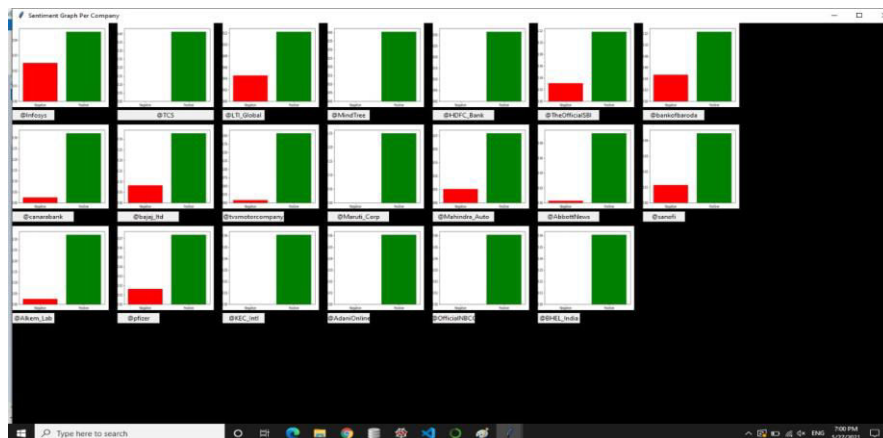
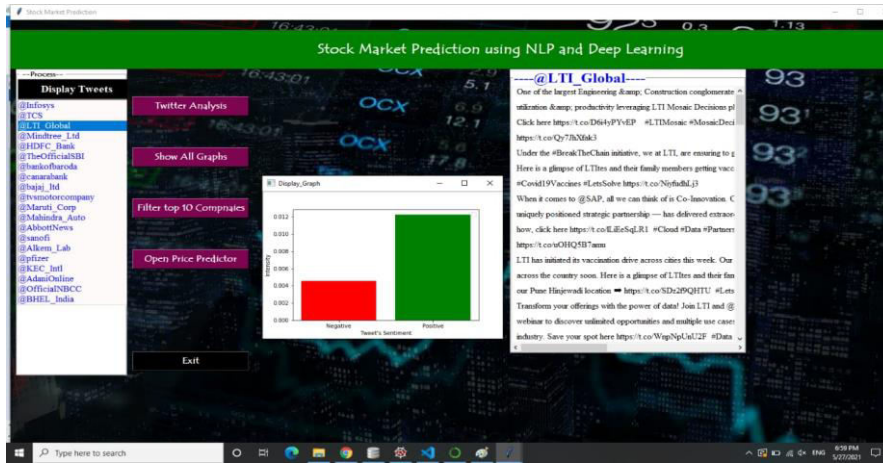
IX. FLOWCHART



FLOWCHART OF THE MODULE

X. IMPLEMENTATION AND RESULT





Here we can see the different picture or output as well as input of the final implementation and result as we see the here price and days are always change according marketing .and tweets are negative and positive the tweets are managed by the intensity of the graph they can detect the tweets and take sentiment analysis of that they can check all graph and check top most 10 companies and then they can predict the stock market shares will be increase or not.



Mathematical Model

Let S is the Whole System Consist of

$S = \{I, P, O\}$

Where,

$I = \{LOG, SE_LOC, RE, PRO\}$

LOG=Login into system

SE_LOC= Select Company

PRO= Train Data for Stock Movements

RE= Share price

Step1: User will login

Step2: User will select Company

Step3: User will Analyze Data

Step3: User will Apply Mathematical Algorithmic Method

Step4: System will give Prediction about further Stock movement

OUTPUT: Display Output result on system

XI. CONCLUSION

Two techniques have been utilized in this paper: LSTM and Regression, on the Twitter finance dataset. Both the techniques have shown an improvement in the accuracy of predictions, thereby yielding positive results.

Use of recently introduced machine learning techniques in the prediction of stocks have yielded promising results and thereby marked the use of them in profitable exchange schemes.

It has led to the conclusion that it is possible to predict stock market with more accuracy and efficiency using machine learning techniques

REFERENCES

1. Analysis of Investor Sentiment and Stock Market Volatility Trend Based on Big Data Strategy Du Peng 2019 International Conference on Robots & Intelligent System (ICRIS)
2. Combining of Random Forest Estimates using LSboost for Stock Market Index Prediction Nonita Sharma Akanksha Juneja 2017 2nd International Conference for Convergence in Technology (I2CT)
3. Literature review on Artificial Neural Networks Techniques Application for Stock Market Prediction and as Decision Support Tools Muhammad Firdaus Swelandiah Endah Pratiwi
4. Predicting the Effects of News Sentiments on the Stock Market Dev Shah, Haruna Isah 2018 IEEE International Conference on Big Data (Big Data)
5. Si, W.; Li, J.; Ding, P.; Rao, R. A multi-objective deep reinforcement learning approach for stock index future's intraday trading. In Proceedings of the 2017 10th International Symposium on Computational Intelligence and Design (ISCID), Hangzhou, China, 9–10 December 2017.
6. Pastore, A.; Esposito, U.; Vasilaki, E. Modelling stock-market investors as Reinforcement Learning agents. In Proceedings of the 2015 IEEE International Conference on Evolving and Adaptive Intelligent Systems (EAIS), Douai, France, 1–3 December 2015.
7. Long, W.; Lu, Z.; Cui, L. Deep learning-based feature engineering for stock price movement prediction. Know.-Based Syst. 2019, 164, 163–173.
8. Wu, J.-L.; Yang, C.-S.; Liu, K.-H.; Huang, M.-T. A deep learning model for dimensional valence/arousal intensity prediction in stock market. In Proceedings of the 2019 IEEE 10th International Conference on Awareness Science and Technology (iCAST), Morioka, Japan, 23–25 October 2019.
9. Cho, C.-H.; Lee, G.-Y.; Tsai, Y.-L.; Lan, K.-C. Toward stock price prediction using deep learning. In Proceedings of the 12th IEEE/ACM International Conference on Utility and Cloud Computing Companion, Auckland, New Zealand, 2–5 December 2019.
10. Minh, D.L.; Sadeghi-Niaraki, A.; Huy, H.D.; Min, K.; Moon, H. Deep Learning Approach for Short-Term Stock Trends Prediction Based on Two-Stream Gated Recurrent Unit Network. IEEE Access 2018, 6, 55392–55404.
11. Hu, G.; Hu, Y.; Yang, K.; Yu, Z.; Sung, F.; Zhang, Z.; Xie, F.; Liu, J.; Robertson, N.; Hospedales, T.; et al. Deep stock representation learning: From candlestick charts to investment decisions. In Proceedings of the 2018 IEEE



International Conference on Acoustics, Speech and Signal Processing (ICASSP), Calgary, AB, Canada, 15–20 April 2018

12. Hu, Z.; Liu, W.; Bian, J.; Liu, X.; Liu, T.-Y. Listening to chaotic whispers: A deep learning framework for news-oriented stock trend prediction. In Proceedings of the Eleventh ACM International Conference on Web Search and Data Mining, Los Angeles, CA, USA, 5–9 February 2018.

13. Kim, T.W.; Khushi, M. Portfolio optimization with 2D relative-attentional gated transformer. arXiv 2020, arXiv:2101.03138.

14. Zhang, Z.; Khushi, M. GA-MSSR: Genetic algorithm maximizing sharpe and sterling ratio method for robotrading. In Proceedings of the 2020 International Joint Conference on Neural Networks (IJCNN), Glasgow, UK, 19–24 July 2020.



INNO  **SPACE**
SJIF Scientific Journal Impact Factor

**Impact Factor:
7.512**

ISSN INTERNATIONAL
STANDARD
SERIAL
NUMBER
INDIA



INTERNATIONAL JOURNAL OF INNOVATIVE RESEARCH

IN SCIENCE | ENGINEERING | TECHNOLOGY

 **9940 572 462**  **6381 907 438**  **ijirset@gmail.com**



www.ijirset.com

Scan to save the contact details