



e-ISSN: 2319-8753 | p-ISSN: 2347-6710

IJIRSET

International Journal of Innovative Research in
SCIENCE | ENGINEERING | TECHNOLOGY



INTERNATIONAL JOURNAL OF INNOVATIVE RESEARCH

IN SCIENCE | ENGINEERING | TECHNOLOGY

Volume 10, Issue 10, October 2021

ISSN INTERNATIONAL
STANDARD
SERIAL
NUMBER
INDIA

Impact Factor: 7.569



Android App for Food Detection

More Kartik¹, Patade Vinayak¹, Bargir Zaid¹, Prof. Mandar joshi²

U.G. Student, Department of Information Technology, Finolex academy of Management and Technology, Ratnagiri,
Maharashtra, India¹

Associate Professor, Department of Information Technology, Finolex academy of Management and Technology,
Ratnagiri, Maharashtra, India²

ABSTRACT: Our generation relies mostly on phones to get through the day. Due to this, phones have become more of a personal assistant than a means to just communicate. Keeping this thing in mind we wanted to use the concept of a phone as a personal assistant for helping the users to cook like a master even when they don't know a thing about cooking. The system is an Android Application. An app that will detect the food and find out best recipes which can be made by that food, an app that will serve those with a craving for specific homely dishes and wants it prepared at their home. The app will include the list of verified home chefs who are experts in particular dishes. The app will be suitable for urban customers who are missing their homes. The app can integrate booking the chef, sharing location to the user, and providing a route map to the chef to locate the user's apartment.

KEYWORDS: Food Detection, UI, Recipes, Chef Booking.

I. INTRODUCTION

Food is important for physical and mental well-being. It is more than just a primary factor for survival for some, for others, it is a major factor which can change a grumpy mood into a frivolous one. After a long day of work, or a hectic schedule people want to come home eat food and relax. Surely takeouts are easy and delicious but home-cooked meal has its own flavor and satisfaction. To find a proper source of learning to cook for a beginner is difficult. That's why we have come up with the idea of a cooking recipe app which provides users with step-by-step recipes to make the task of preparing a meal less hectic. It will also help a person who is in a new country and does not know about the food, he can detect the food and get the recipes that can be made by the food which is detected.

II. LITERATURE REVIEW

After going through many research papers and apps on the Google Play Store we found that there is no application which detects food. 2. There are some apps which list recipes only but it does not have interaction between the chefs. 3. Some app just shows the nutrition value within the food but not the recipes or how to make it step by step. 4. There is an app called chef buddy which manages food business, tracks orders and sells food on chat.

III. SYSTEM DESIGN

III.I. BLOCK DIAGRAM

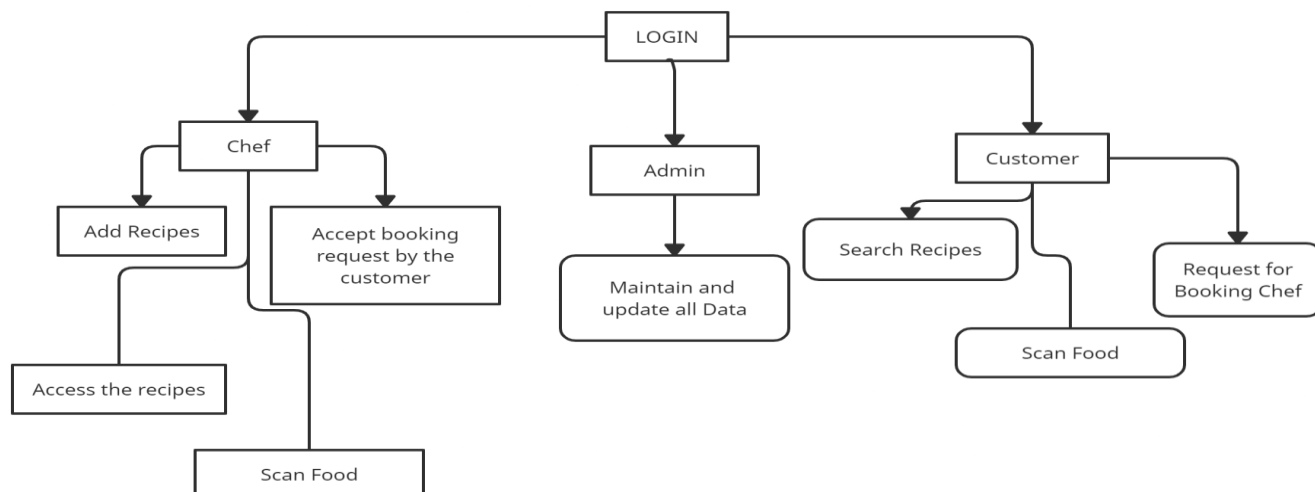


Figure.1. Block Diagram for Automation of Hospital

III.II. FLOWCHART

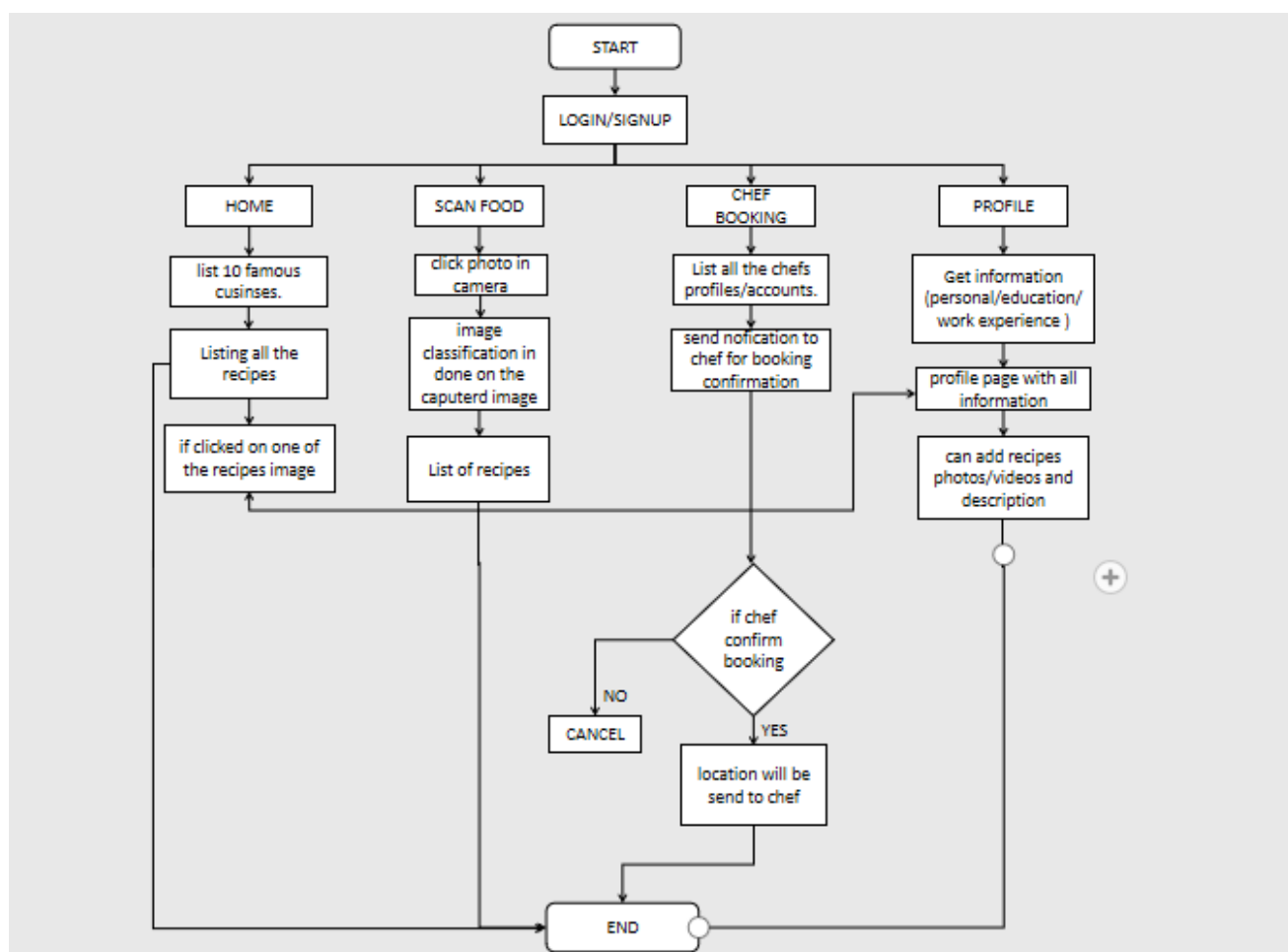


Figure.2. Flow Diagram for Automation of Hospital

III.III. CONCEPT OF THE SYSTEM

System provides User friendly interface and beautiful Ui/Ux experience. Our System will consists of two parts: Normal user and Chef/people(who want to show there cooking skills).

Normal User can look for the recipes and they can also scan the food and get the best recipes listed and can also book an chef. Other User(Chef/Customer) who wants to show there cooking skills they can post there recipes and videos and those who have experienced can start an free lacing carrier.

Software Requirement

1. Flutter SDK
2. Dart SDK
3. Database-Firebase Database
4. Software-Android Studio 4.1.2

IV. IMPLEMENTATION

IV.I. INTERFACE DESIGN FOR CHEF

The main purpose of introducing this system is to help urban customers who are in a new country and don't know about their food, so this system will help them to know what dishes can be made by that food. And it will also help for those who don't know how to cook they can simply hire a chef and pay them. This will also open a freelancing carrier for those who love to cook. Users can get Different cuisines which they can try by watching the videos of the recipes provided by the chef

At first user needs to be login by google or by there phone number.




Figure.1.Login page

As the doctor enter the correct credential and logged in to system then he will be directed to the home page where all the recipes are listed.

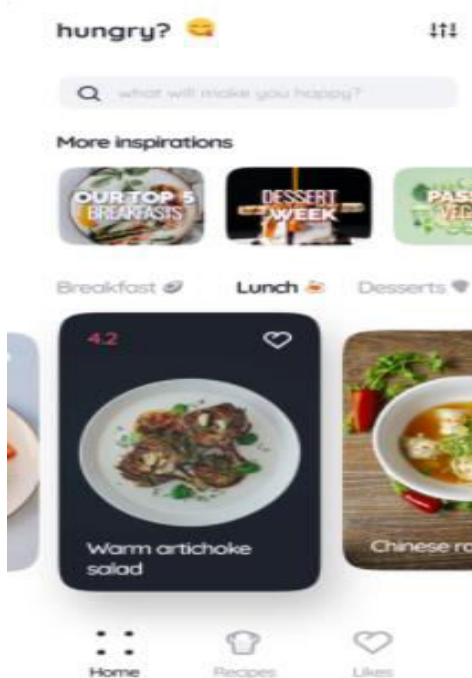


Figure.2.Home Page

This is going to be the Home page of the app where all the recipes are going to be there and User can further select the dish he or she wants to get the detailed recipe direction.

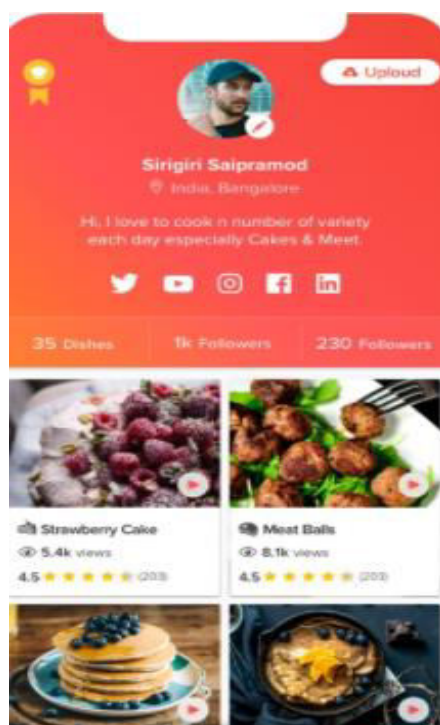
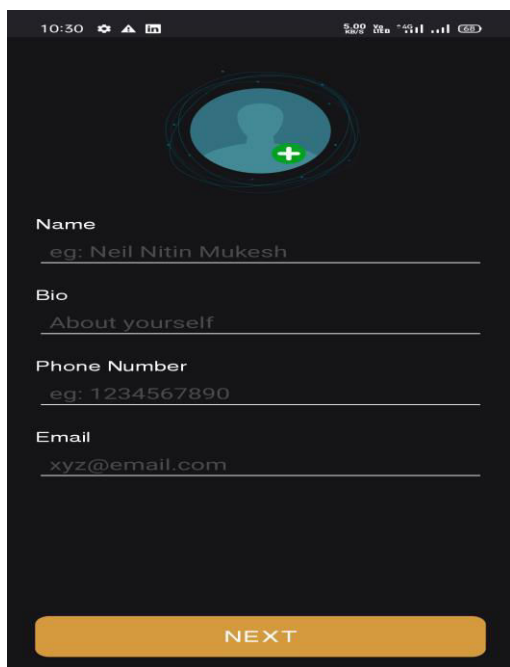



Figure.3.The profile page

This the profile Page Where all the recipes uploaded by the user will be shown as well as the details of the Chef (education,past experience,etc). By clicking on upload he will be directed towards recipe uploading page where the chef will be instructed on how to fill the details.



10:30 5.00 MB 4G LTE



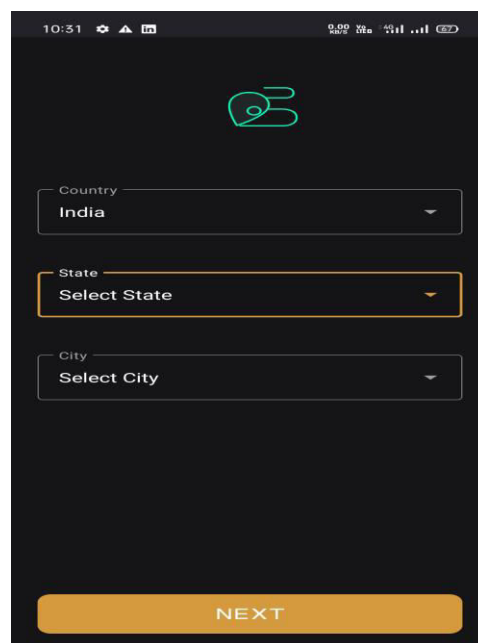
Name
eg: Neil Nitin Mukesh

Bio
About yourself


Phone Number
eg: 1234567890

Email
xyz@email.com

NEXT



10:31 9.00 MB 4G LTE



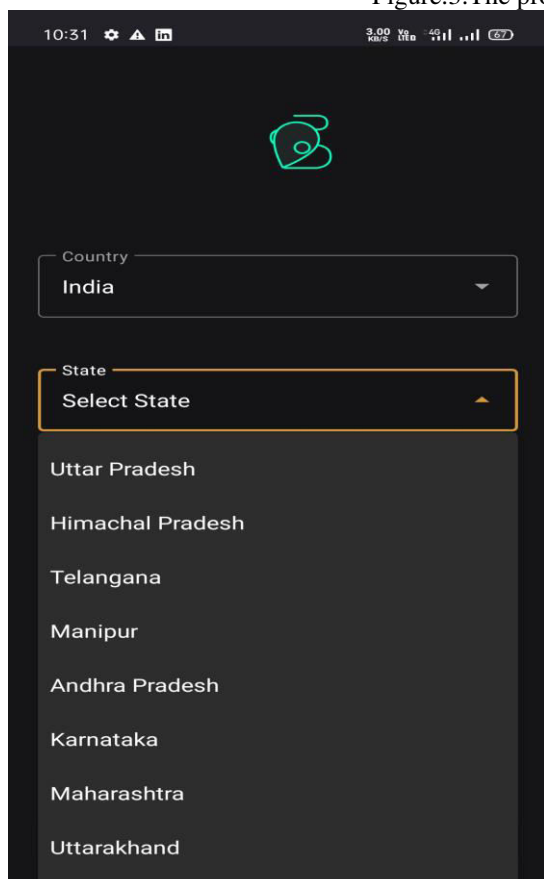
Country
India

State
Select State


City
Select City

NEXT

Figure.3.The profile page Filling details page



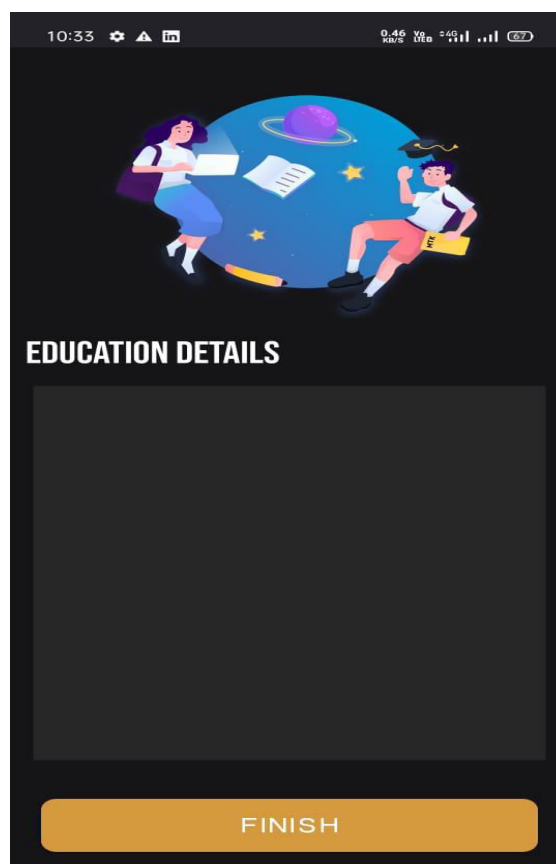
10:31 3.00 MB 4G LTE




Country
India

State
Select State

- Uttar Pradesh
- Himachal Pradesh
- Telangana
- Manipur
- Andhra Pradesh
- Karnataka
- Maharashtra
- Uttarakhand



10:33 0.46 MB 4G LTE



EDUCATION DETAILS

FINISH

Figure.4.The profile page Filling details page

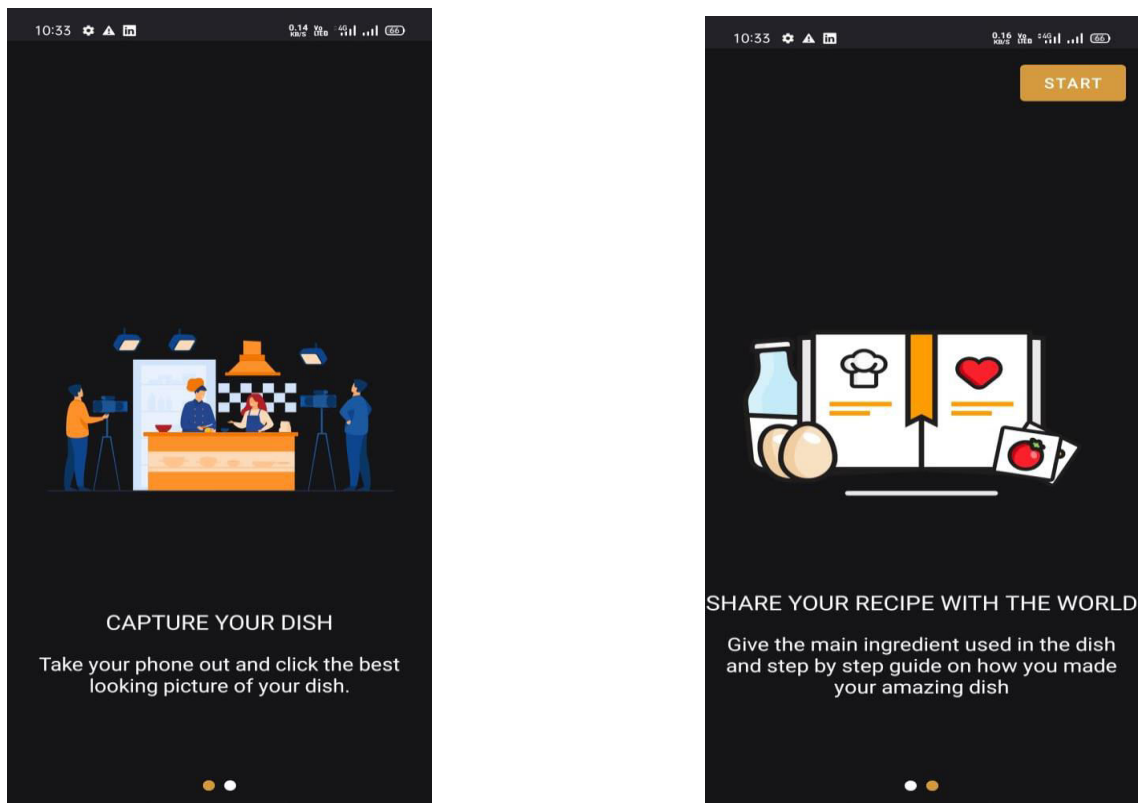
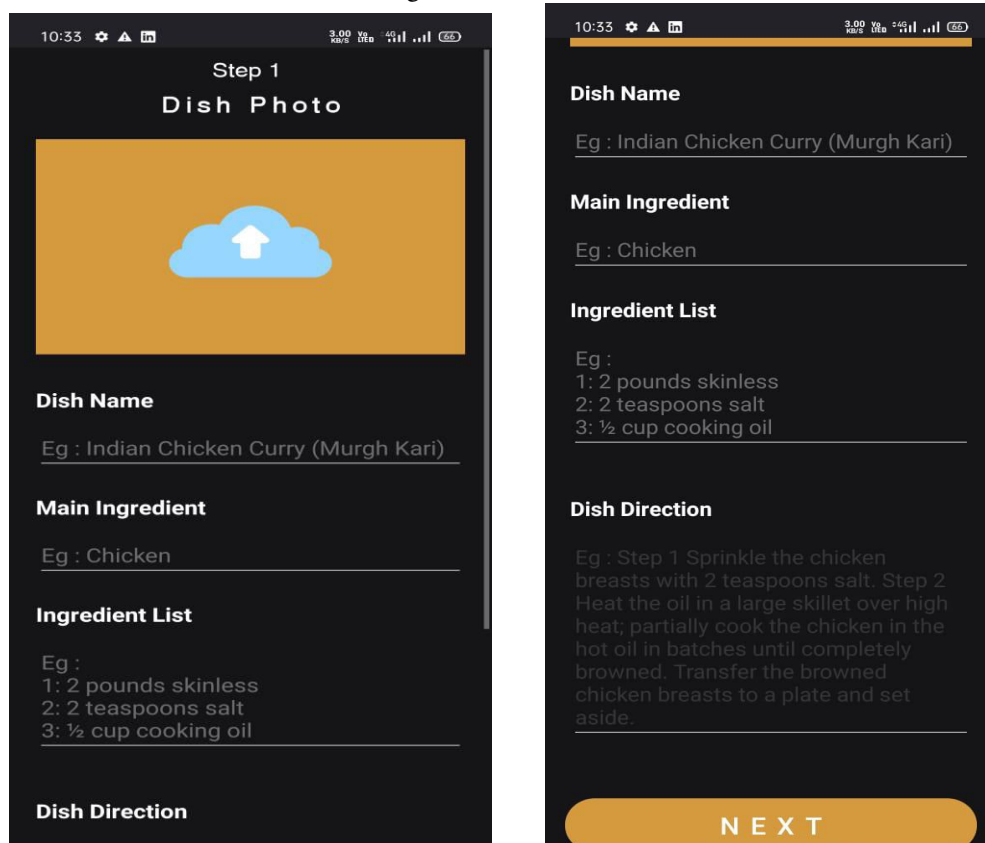


Figure.5.instruction



Step 1
Dish Photo

Dish Name
Eg : Indian Chicken Curry (Murgh Kari)

Main Ingredient
Eg : Chicken

Ingredient List
Eg :
1: 2 pounds skinless
2: 2 teaspoons salt
3: ½ cup cooking oil

Dish Direction
Eg : Step 1 Sprinkle the chicken breasts with 2 teaspoons salt. Step 2 Heat the oil in a large skillet over high heat; partially cook the chicken in the hot oil in batches until completely browned. Transfer the browned chicken breasts to a plate and set aside.

NEXT

Fig 6. INTERFACE DESIGN FOR UPLOADING RECIPE

We have designed user friendly and quickly responsive interface for uploading the recipe details, First chef will upload the dish photo, then give an the dish a name and will all the ingredients and direction of the Dish.



Figure.12. Food detection Page

By clicking on the scan section it will open the camera of your phone and start to detect the food and once food is detected it will show recipe related to the food.

V. CONCLUSIONS

We have developed this Personal Chef application which is having user friendly interface and it going to open new opportunity's for those who are passionate about cooking. The main purpose of this application is to help the person who goes to international country for higher education or for work and miss his country food or is struggling to understand the country food which he is living. As we get the feedback from the user side further improvements will be incorporated within the application to, make it more user friendly.

ACKNOWLEDGMENT

Report is on the topic: **“Android app for the Food detection ”**All the Relevant and essential details are included in the paper . At the beginning we have given the summarized details of the project which we are building and we have also proceed details about how the project is going to be implement and which technologies we are going to use to develop this project.

We are thankful to **Prof. Mandar Joshi** who guides us and helps in preparing the paper .We thank him for providing us the confidence and most importantly giving us the track regarding the project topic whenever we needed it.



REFERENCES

1. Firebase. Firebase Products. Retrieved May 4, 2018 from <https://firebase.google.com/products/>.
2. Android Developers. Android Studio Features | Android Developers. Retrieved May 5, 2018 from <https://developer.android.com/studio/features/>.
3. N. Lageman, M. Lindsey, and W. Glodek, "Detecting malicious Android applications from runtime behavior," Proc. - IEEE Mil. Commun. Conf. MILCOM, vol. 2015–Decem, pp. 324–329, 2015.
4. TATLI, Ipek, "Food Recommendation System Project Report.", (2009).
5. International Journal of Computer Applications (0975–8887) Volume 118–No. 9, May 2015
6. "Foodie: An Android Application Rahul Dandekar, Sanket Gadkari, Mayuri Sadudia, Department of Information Technology Padmabhushan Vasantdada Patil Pratishthan's College of Engineering, Mumbai"



**Impact Factor:
7.569**



INTERNATIONAL JOURNAL OF INNOVATIVE RESEARCH

IN SCIENCE | ENGINEERING | TECHNOLOGY

 **9940 572 462**  **6381 907 438**  **ijirset@gmail.com**



www.ijirset.com

Scan to save the contact details