



e-ISSN: 2319-8753 | p-ISSN: 2347-6710

IJRSET

International Journal of Innovative Research in
SCIENCE | ENGINEERING | TECHNOLOGY

INTERNATIONAL JOURNAL OF INNOVATIVE RESEARCH

IN SCIENCE | ENGINEERING | TECHNOLOGY

Volume 11, Issue 2, February 2022

ISSN INTERNATIONAL
STANDARD
SERIAL
NUMBER
INDIA

Impact Factor: 7.569

 9940 572 462

 6381 907 438

 ijirset@gmail.com

 www.ijirset.com



Implementation of Discrete Cosine Transform using CORDIC Technique for Image Compression: A Review

Sapna Tiwari¹, Prof. Swati Gupta²

M. Tech. Scholar, Department of Electronics and Communication Engineering, Vidhyapeeth Institute of Science and Technology, Bhopal, M.P, India¹

Head of Dept., Department of Electronics and Communication Engineering, Vidhyapeeth Institute of Science and Technology, Bhopal, M.P, India²

ABSTRACT: Arithmetic coding compress is array of data very close to the size of the number of all possible permutations, which explains why compression has a theoretical limit. The process of compression is reduced to narrowing down the limits of chosen interval LOW and HIGH on every step, but the compression is achieved by choosing of the shortest fraction. Low-power design is one of the most significant challenges to maximize battery life time in portable devices and to save the energy during system process. Discrete Cosine Transform (DCT) is widely used in image and video compression process. Here in this paper, we review on low power Discrete Cosine Transform architecture by using varies methods. Discrete Cosine Transform (DCT) is most popular method used today in video compression systems. A number of algorithms have been proposed for implementation of the DCT. Loeffler (1989) has specified a new class of 1D-DCT using only 29 additions and 11 multiplications. To implement such an algorithm, one or more than one multipliers have to be integrated. This process requires a high occupation of silicon area. Arithmetic distribution is generally used for such algorithms. The coding for reconfigurable 8-point Discrete Cosine Transform (DCT) has been done using VHDL, under Xilinx FPGA.

KEYWORDS: Discrete Cosine Transform (DCT), Inverse Discrete Cosine Transform (IDCT), Very High Speed Integrated Circuit Hardware Description Language (VHDL)

I. INTRODUCTION

With the advent of high resolution images and high definition videos, they are very popular and can be easily found in daily use by several people. Relying on quality data for processing led to the development of the multimedia products such as Mobile phone video capture, Wireless camera, Sensor Networks etc. Figure 1 shows Ideal coding architecture for upcoming video applications. The increase in crime and elevated Terrorist threats has also been a reason for the increase in video surveillance system. More often than not, these applications and/or devices requires storing and/or transmitting of the recorded media. Compression becomes important in such cases, where the video is need to be of minimal space possible but not degrading the visual quality too much. Due to the scarcity of storage space and computational capabilities in the handheld and monitoring devices, we need an algorithm with good compression rate. For some applications/devices it is imperative that they consume low power at both the ends of the codec, as in mobile phone camera. Modern digital video coding schemes are ruled by the ITU-T (International Telecommunication Unit-Telecommunication) and ISO/IEC MPEG (Moving Picture Experts Group) standard, which relies over the combination of transformations, block-based, and inter frame prediction to exploit spatial and temporal correlations within encoded video. This results in high complexity encoders because of the motion estimation (ME) process run at the encoder side. On the other hand, the resulting decoders are simple and around 5 to 10 times less complex than the corresponding encoders [1, 2].

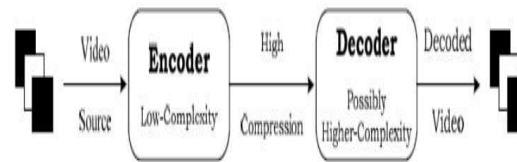


Figure 1: Ideal coding architecture for upcoming video applications

However, this types of architecture are more suited for the applications where the media is once encoded and might be decoded multiple times. Few such areas include on-demand-video, broadcasting etc. It presents a challenge for the traditional video coding paradigms to fulfill the requirements posed by these applications. So, there is a need for the low cost and power encoding device possibly at the expense of slightly complex decoder [3, 4]. Additional challenge arises while trying to achieve the efficiency as of those achieved by the traditional coding techniques, like those of MPEG-x or H.26x when the complexity shifts from encoder to decoder. Distributed source coding (DSC) mainly depends on the principle of independent encoding and joint decoding. ‘Distributed’ in DSC points to the distributed nature of encoding operation, not the location as in distributed computing. DSC regard the compression of correlated information resources that do not communicate with each other. DSC models the correlation between multiple sources together with channel code and hence able to shift complexity from encoder to decoder. Hence DSC, DVC in current context, can be used to develop the devices having complexity-constrained encoder.

II. LITERATURE REVIEW

Mahendra Vucha et al. [1], design of less complexity computing hardware architecture for trigonometric and exponential has become challenge for many researchers. CORDIC algorithm has emerged in last decade to provide efficient computing for trigonometric, exponential and logarithmic computations. As the multimedia applications demand high speed and parallel computation of data, the CORDIC algorithm is a suitable computing technique to process such applications. This article aimed to presents a hardware efficient architecture for Discrete Cosine Transform (DCT) and evaluated by executing image processing application. The proposed architecture has been realized using verilog HDL and implemented on Artix 7 FPGA to capture its design attributes such as speed and design complexity and compared with simple DCT architectures available in literature.

Choudhary Sadhana et al. [2], in FPGAs framework, memory is one of the major restricting component for handling enormous information. Then, FPGAs have limited on-chip memory, subsequently it requires proficient utilization of assets all together handle framework flaw like as force imperatives, size and on-request execution. There are a few methods of on-chip information pressure has been examined and considered by the analysts, and it will keep going to create. Minimization of intensity utilization and asset utilization, contributes towards the acknowledgment of power efficient elevated level information handling on FPGAs. In this paper, our fundamental intension is to show the viability of ABRC in terms of FPGA usage angles. ABRC don't use any look into table which permits decrease in entropy encoder of the memory utilization and give ordinary component in request to deal with compromise between accuracy of likelihood estimation and the speed of likelihood adaption. In the result investigation area, we furnished the examination with the existing procedures of coding, for example, JPEG, MQ-coder (i.e., JPEG2000 standard) and so on Xilinx FPGA, the considered ABRC engineering gives decreased memory, burns-through less power and similar working recurrence.

I. Tsounis et al. [3], in this paper, we assess the blunder strength of a picture information pressure IP center, a FPGA-based quickening agent of the CCSDS 121.0-B-2 calculation used to pack the ESA PROBA-3 ASPIICS Coronagraph System Payload picture information. We have improved a shortcoming infusion stage recently proposed for the SEU assessment of FPGA delicate processor centers to interface with the objective picture information pressure IP center and compute the needed for disappointment investigation picture quality measurements. Through a broad shortcoming infusion crusade, we break down the weakness of the picture pressure center against Single Event Upsets (SEU) in a SRAM FPGA arrangement memory. The delicate blunders are arranged and assessed relying upon their belongings in the activity of the pressure center and the nature of the remade pictures dependent on the underlying comparability list metric (SSIM). The test deficiency infusion results exhibit mistake flexibility characteristic to the picture pressure calculation usage that can be abused to tradeoff a satisfactory lossless pressure execution debasement or an immaterial impact on pressure loyalty for critical investment funds in FPGA asset use (23% LUTs and 17% FFs) utilizing a specific insurance of the pressure center modules.



IS Morina et al. [4], sound record size is generally bigger when contrasted with documents with text design. Enormous documents can cause different impediments as huge space necessities for capacity and a long enough time in the delivery cycle. Document pressure is one arrangement that should be possible to defeat the issue of huge record sizes. Math coding is one calculation that can be utilized to pack sound records. The number-crunching coding calculation encodes the sound record and changes one column of info images with a skipping point number and gets the yield of the encoding as various qualities more prominent than 0 and more modest than 1. The cycle of pressure and decompression of sound records in this examination is done against a few wave documents. Wave documents are standard sound record designs created by Microsoft and IBM that are put away utilizing PCM (Pulse Code Modulation) coding. The wave record pressure proportion acquired in this examination was 16.12 percent with a normal pressure measure season of 45.89 seconds, while the normal decompression time was 0.32 seconds.

Jiajia Chen et al. [5], with the introduction of high efficiency video coding (HEVC) standard which provides super compression efficiency, there has been a lot of research works on integer transform matrices that can provide good approximation to the discrete cosine transform (DCT) used in HEVC. Not only maintaining the coding performance, the hardware and power of the circuit to implement the derived integer DCT (Int-DCT) needs to be minimized. To address these multiple design considerations, a new multi-objective optimization algorithm is proposed in this paper to search for efficient Int-DCT matrix, which has the coding performance as close as possible to the transform in HEVC but implemented with reduced hardware and power. Experimental results show that the approximated Int-DCT matrix generated by the proposed algorithm can achieve almost the same coding performance as the transforms in HEVC measured in terms of Bjøntegaard Delta rate. Meanwhile, the experiments demonstrate that the proposed 16-point Int-DCT can produce at least 15.5% and 26.8% lower circuit area in FPGA and ASIC respectively, compared with other state-of-the-art Int-DCT realizations which can provide similar coding performance.

Trong-Thuc Hoang et al. [6], in this paper, the high-speed Discrete Cosine Transform (DCT) architecture is presented using the Adaptive CORDIC (ACor) algorithm built with a fixed-rotation angle. The proposed method is implemented in six different versions corresponding to the number of DCT point, i.e., 8-point (8p), 16-point (16p), and 32-point (32p), and the number of ACor stages, i.e., 2-Stage (2S) and 3-Stage (3S). The implementations are built and verified on an Altera Stratix IV FPGA. The 2S designs of 8p-DCT, 16p-DCT, and 32p-DCT achieve the maximum operating frequencies of 179.86 MHz, 162.60 MHz, and 136.97 MHz, respectively. Moreover, the 2S-32p-DCT module is implemented in ASIC with the 65nm-SOTB CMOS technology. The synthesis shows that the core costs 47.2K gates and consumes about 0.68 mW while operating at 100 MHz clock rate. The 2S implementations of 8p-DCT, 16p-DCT, and 32p-DCT achieve four, five, and six adder-delay, mean-square-error of $1.403e-4$, $2.029e-2$, and $7.663e-2$, and coding gain of 8.8108 dB, 9.0984 dB, and 9.2170 dB, respectively. In comparison with recent works, the proposed method achieves the best timing performances, good accuracy results, and adequate resources cost.

S. U. Uvaysov et al. [7], the technique for information lossless pressure with starter arranging continuously is considered in the paper. The pressure technique depends on the examination of the recurrence dissemination of the approaching information stream, the determination of the consistent by arranging and, based on this, ensuing pressure. The blends of arranging and information pressure proposed in the article permits saving handling time and progressively deal with the organization regulator load. The equipment calculation execution on FPGA for arranging and packing information during stream handling of data is thought of. The arrangement makes it conceivable to execute a calculation as an IP center, with the capacity to adjust it to the qualities of tackling its undertaking of packing information, along these lines expanding framework execution. This calculation can be utilized to make implanted applications with restricted processing assets and time-basic necessities. The gadget, in light of the strategy considered, demonstrated stable activity in the errand of handling information from a multichannel arrangement of fast sensors. This calculation can be applied in taking care of issues of creation the broadcast communications organizations of appropriated control frameworks, information preparing subsystems Internet of Things and Internet of Robotic Things.

Mamatha I et al. [8], Discrete Fourier Transform is generally utilized as a part of sign preparing for unearthly investigation, sifting, picture upgrade, OFDM and so forth. Cyclic convolution based methodology is one of the strategies utilized for registering DFT. Utilizing this approach a N point DFT can be registered utilizing four sets of $[(M-1)/2]$ -point cyclic convolution where M is an odd number and $N=4M$. This work proposes a design for convolution based DFT and its FPGA usage. Proposed design includes a pre-preparing component, systolic exhibit and a post handling stage. Handling component of systolic cluster utilizes a label bit to choose the kind of operation (expansion/subtraction) on the info signals. Proposed engineering is reproduced for 28 point DFT utilizing ModelSim 6.5 and blended utilizing Xilinx ISE10.1 utilizing Vertex 5 xc5vfx100t-3ff1738 FPGA as the objective gadget and can work at a greatest recurrence of 224.9MHz. The execution examination is done regarding equipment use and calculation time and contrasted and existing comparable models. Further, as the convolution based DCT has two systolic clusters like that of DFT, a bound together engineering is proposed for 1D DFT/1D DCT.



Mansi Mane et al. [9], CORDIC or CO-ordinate Rotation Digital Computer is a quick, straightforward, intelligible and capable calculation which is utilized for enhanced Digital Signal Processing applications. In compatibility of velocity and exactness prerequisites of today's applications, we set forward variable emphases CORDIC calculation. In this calculation, to support speed we can diminish number of emphases in CORDIC calculation for particular exactness. This upgrades proficiency of customary CORDIC calculation which we have used to figure Discrete Cosine Transform for picture preparing. One Dimensional Discrete Cosine Transform is executed by utilizing just 6 CORDIC squares which needs just 6 multipliers. Due to the straightforwardness in equipment rate of picture handling on FPGA is raised. Further increment in velocity can be accomplished by simultaneously preparing number of large scale pieces of a midst of DCT:

III. DISCRETE COSINE TRANSFORM

A discrete cosine transform (DCT) express a finite sequence of data points in expressions of a sum of cosine functions oscillating at different frequencies. DCTs are mainly important to numerous applications in science and engineering, from lossy compression of audio(e.g.-MP3) and image(e.g. JPEG) (where small and high frequency components can be rejected), to spectral method for the numerical solution of partial differential equations. The use of cosine function instead of sine is critical for compression, since it turns out (as explained below) that fewer cosine functions are required to approximate a typical signal, where for differential equations cosines function express a particular choice of boundary conditions.

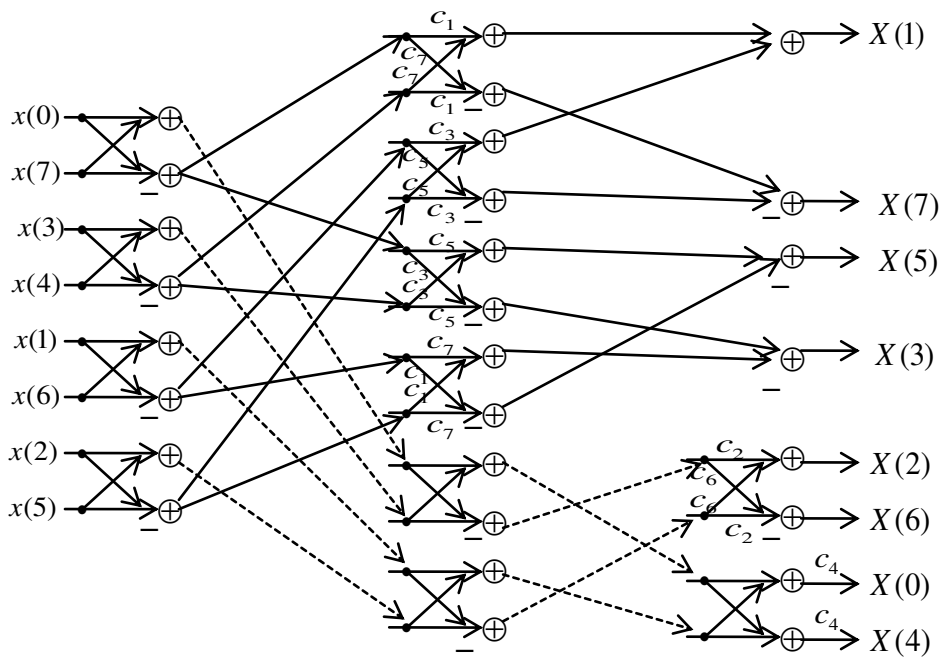


Figure 2: 8-point Discrete Cosine Transform

DCT output:

$$F(0) = 0.5(f(0) + f(1) + f(2) + f(3) + f(4) + f(5) + f(6) + f(7)) \cos \frac{\pi}{4}$$

$$F(1) = 0.5[\{f(0) - f(7)\} \cos \frac{\pi}{16} + \{f(1) - f(6)\} \cos \frac{3\pi}{16} + \{f(2) - f(5)\} \cos \frac{5\pi}{16} + \{f(3) + f(4)\} \cos \frac{7\pi}{16}]$$



$$F(2) = 0.5[(f(0) - f(3) - f(4) + f(7)) \cos \frac{2\pi}{16} + \{f(1) - f(2) - f(5) + f(6)\} \cos \frac{6\pi}{16}]$$

$$F(3) = 0.5[(f(0) - f(7)) \cos \frac{3\pi}{16} + \{f(6) - f(1)\} \cos \frac{7\pi}{16} + \{f(5) - f(2)\} \cos \frac{\pi}{16} + \{f(4) + f(3)\} \cos \frac{5\pi}{16}]$$

$$F(4) = 0.5[(f(0) + f(3) + f(4) + f(7) - f(1) - f(2) - f(5) - f(6)) \cos \frac{\pi}{4} - F(5) = 0.5[(f(0) - f(7)) \cos \frac{5\pi}{16} + \{f(6) - f(1)\} \cos \frac{\pi}{16} + \{f(2) - f(5)\} \cos \frac{7\pi}{16} + \{f(3) + f(4)\} \cos \frac{3\pi}{16}]$$

$$F(6) = 0.5[(f(0) - f(3) - f(4) + f(7)) \cos \frac{6\pi}{16} - \{f(1) - f(2) - f(5) + f(6)\} \cos \frac{2\pi}{16}]$$

$$F(7) = 0.5[(f(0) - f(7)) \cos \frac{7\pi}{16} + \{f(6) - f(1)\} \cos \frac{5\pi}{16} + \{f(2) - f(5)\} \cos \frac{3\pi}{16} + \{f(4) + f(3)\} \cos \frac{\pi}{16}]$$

IV. COMMON BOOLEAN LOGIC

Zone and power proficient fast information rationale way are the most critical zones of exploration. With the assistance of straightforward alteration in entryway level we can accomplish the change in the outcomes. Pace of the snake relies on upon the time required to engender the help through the viper. These snake works in arrangement organize, that is the entirety of the rudimentary position bit is figured when the past bits are summed and the convey is spread to that next stage. Convey select viper (CSLA) is one of the propelled adders utilized as a part of information preparing processors to perform quick number juggling capacity. It concentrates on the issue of convey engendering delay by creating the convey freely at every stage and the select the effective one with the assistance of multiplexer to play out the total. The ordinary CLSA is RCA (Ripple convey snake) which create the fractional whole and convey by utilizing the information convey condition $C_{in}=0$ and $C_{in}=1$, select one out of every pair to frame last total and last convey yield. RCA is not zone proficient as huge number of doors hardware is utilized to frame the halfway items and afterward the last whole and convey is chosen. Another type of CLSA viper utilizes paired to overabundance 1 convertor supplanting swell convey snake with $C_{in}=1$.

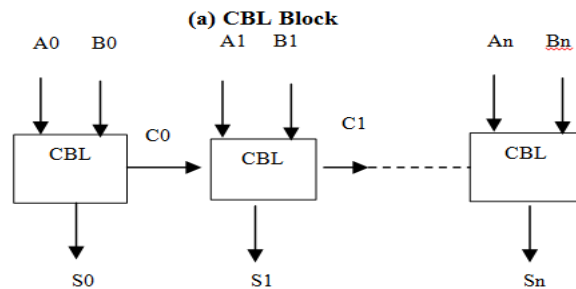
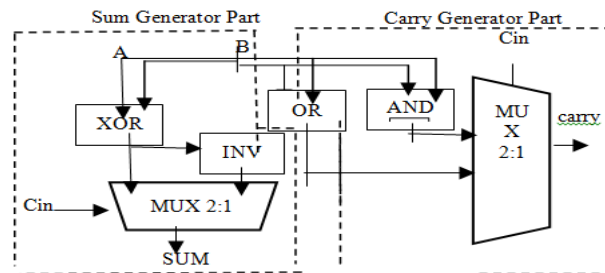


Figure 3: (a) CBL Block, (b) Block Diagram of n-bit CBL



This viper is known as CLSA alongside BEC. The quantity of entryways utilized has been decreased when we need to outline huge piece viper. These adders are more traditional as contrast with RCA when manage silicon territory utilized yet this is having possibly higher deferral time. The proposed Common Boolean Logic (CBL) snake is region power-delay productive. Figure 3(a) shows CBL Block & (b) Block Diagram of n-bit CBL. It chips away at the rationale to expel the repetitive adders and use Common Boolean Logic as contrast with traditional convey select viper.

The CBL square is contained two sections entirety era piece and convey era square. In whole era obstruct the yield total is accomplished utilizing the multiplex. This multiplex is utilized to choose the yield esteem depending on the estimation of C_{in} (past piece). If $C_{in}=0$, then output is XOR of the two input bits. If $C_{in}=1$, then output get inverted. In carry generation block, the multiplexer is used to select the carry of next stage depending upon the previous carry input. If $C_{in}=0$, then cout is OR of two input and if $C_{in}=1$ the output carry is AND of the input bit.

If $C_{in} = 0$

$Sum = A \text{ XOR } B$

Carry $A \text{ OR } B$

else

$Sum = \text{NOT } (A \text{ XOR } B)$

Carry $= A \text{ AND } B$

This is the same process used for the n number of bits and hence we get the final sum and carry as output.

V. CONCLUSION

In literature survey we found that CBL adder based DCT algorithm is the best algorithm in the existing algorithm. So we are implementation to CBL based DCT algorithm in this paper. The performance evaluation of the various sub modules is carried out using Xilinx 14.1 ISE Simulator and it was found that the circuits designed using DCT logic show a reduced delay and power. For a future work more arithmetic and logical function can be used.

REFERENCES

- [1] Mahendra Vucha and A. L. Siridhara, "CORDIC Architecture for Discrete Cosine Transform", 6th International Conference on Communication and Electronics Systems, IEEE 2021.
- [2] Choudhary Sadhana and Sarika Raga, "A Comparative Analysis at Binary Arithmetic Coders on FPGA System", International Conference on Industry 4.0 Technology, 136-140, IEEE 2020.
- [3] I. Tsounis, M.Psarakis, "Analyzing the Resilience to SEUs of an 'Image-Data' Compression Core in a COTS SRAM FPGA", NASA/ESA Conference, Colchester, UK, pp. 17-24, 2019.
- [4] IS Morina and PDP Silitonga, "Compression and Decompression of Audio Files Using the Arithmetic Coding Method" 6-1, Scientific Journal-of-Informatics, 2019
- [5] Jiajia Chen, Shumin Liu, Gelei Deng and Susanto Rahardja, "Hardware Efficient Integer Discrete Cosine Transform for Efficient Image/Video Compression", IEEE Access, Vol. 07, 2019.
- [6] Trong-Thuc Hoang, Cong-Kha Pham and Duc-Hung Le, "High-speed 8/16/32-point DCT Architecture using Fixed-rotation Adaptive CORDIC", IEEE 2018.
- [7] S. U. Uvaysov, V. A. Kokovin, and S.S.Uvaysova, "Real-time sorting and lossless compression of data on FPGA," 2018 MWENT, Moscow, pp. 1-5, 2018.
- [8] Mamatha I, Nikhita Raj J, Shikha Tripathi, Sudarshan TSB, "Systolic Architecture Implementation of 1D DFT and 1D DCT", 978-1-4799-1823-2/15/\$31.00 ©2015 IEEE.
- [9] J. E. Volder, "The CORDIC trigonometric computing technique," IRE Trans. Electron. Comput. Vol. EC-8, no.3, pp.335-339, Sept. 1959.
- [10] Liyi Xiao Member, IEEE and Hai Huang, "Novel CORDIC Based Unified Architecture for DCT and IDCT", 2012 International Conference on Optoelectronics and Microelectronics (ICOM) 978-1-4673-2639-1/12/\$31.00 ©2012 IEEE.
- [11] Shymna Nizar N.S, Abhila and R Krishna, "An Efficient Folded Pipelined Architecture for Fast Fourier Transform Using Cordie Algorithm", 2014 IEEE International Conference on Advanced Communication Control and Computing Technologies (ICACCCT) IEEE.
- [12] E. Jebamalar Leavline, S. Megala2 and D. Asir Antony Gnana Singh, "CORDIC Iterations Based Architecture for Low Power and High Quality DCT", 2014 International Conference on Recent Trends in Information Technology 978-1-4799-4989-2/14/\$31.00 © 2014 IEEE.



- [13] Hyeonuk Jeong *et al*, “Low-Power Multiplierless” DCT Architecture Using Image Data Correlation;” IEEE Transactions on Consumer Electronics, Vol. 50, No. 1, FEBRUARY 2004.
- [14] Syed Ali khayam, “The Discrete cosine transform (DCT) Theory and Application” Department of Electrical and Computer Engineering Michigan state University, March10th 2003.
- [15] Satyasan Panda, “Performance Analysis and Design of a Discreet Cosine Transform Processor Using CORDIC algorithm”, 2008-2010.
- [16] Befrooz parhami, “Computer Airthmatic Algorithms and Hardware design”, published by Oxford university press Inc. 198, Madison Avenue, New Yark, 2000.



Impact Factor:
7.569



INTERNATIONAL JOURNAL OF INNOVATIVE RESEARCH

IN SCIENCE | ENGINEERING | TECHNOLOGY

 9940 572 462  6381 907 438  ijirset@gmail.com



www.ijirset.com

Scan to save the contact details