



e-ISSN: 2319-8753 | p-ISSN: 2347-6710

IJRSET

International Journal of Innovative Research in
SCIENCE | ENGINEERING | TECHNOLOGY

INTERNATIONAL JOURNAL OF INNOVATIVE RESEARCH

IN SCIENCE | ENGINEERING | TECHNOLOGY

Volume 11, Issue 2, February 2022

ISSN INTERNATIONAL
STANDARD
SERIAL
NUMBER
INDIA

Impact Factor: 7.569

9940 572 462

6381 907 438

ijirset@gmail.com

www.ijirset.com

A CFD Analysis and Optimization of Thermal Comfort of a Passenger Car

Anil Pal¹, Dr. Irshad Ahmad Khan²

P.G. Scholar, Department of Mechanical Engineering, Sagar Institute of Research & Technology, Bhopal (M.P), India¹

Associate Professor, Department of Mechanical Engineering, Sagar Institute of Research & Technology,
Bhopal (M.P), India²

ABSTRACT: The temperature of the automobile compartment gets enlarged exceptionally high throughout summer if a vehicle is left in an open climate for the long run. It's awkward for the travellers and driver throughout starting of the driving. This can be fatal to life to boot once a teen is passed on within throughout stopping attributable to some clarification on account of hotness aggregation and ventilation issue. during this analysis work, a 2-D mathematical investigation of the person compartment of a Tata Nano Car, which is a self-propelled vehicle is compared with 3 conditions i.e. considering a channel vent within the middle of top associate in front screen whereas an outlet vent in merchandise lodge. Overseeing conditions for speed and temperature square measure self-addressed mathematically with CFD programming (ANSYS Fluent V.14.0) with SIMPLE calculation to find speed and temperature dissemination. It's discovered that the air course in the back of the compartment is additional in distinction with front and it gets improved with the increment within the bay airspeed. There's an improvement in temperature dispersion in conclusion decrease in temperature distinction among compartment and encompassing temperature with the increment in delta speed. This shows that the arrangement of vents within the compartment will reduce the difficulty of hotness aggregation and ventilation and provide higher heat solace to the travellers.

KEYWORDS: Car ventilation, Computation fluid dynamics, Comfortness, Heat Transfer.

I. INTRODUCTION

As vehicles become an important piece of everyday existence, people bear 1-10 hours daily in vehicles [1]. Consequently, the nice and cozy solace of travellers attracts additional} more thought. The principal accomplishment was set once the underlying Heating, Ventilation, and air-con (HVAC) framework for vehicles was tried on the fracas 1933 in NY, US [2]. Over the long run, HVAC frameworks became one of the foremost requested parts for choosing vehicles by customers.

Vehicle fuel utilization is influenced via cooling in vast scopes. Cooling frameworks will decrease the mileage of the current average-sized vehicles by over 2 hundredths whereas increasing Nox by roughly eightieth and CO by seventieth [3]. Throughout normal driving, the HVAC power utilization of average-sized vehicles is assessed to be above twelve-tone music of the full-scale vehicle power. The energy required to allow lodge cooling to heat solace will decrease the scope of Plug-in electrical Vehicles (PEV) from thirty-fifth to 0.5 contingent upon outside climate conditions [4]. The articulation "warm solace" came into life aboard the advance of HVAC frameworks. In 1962, six components were characterized as compelling boundaries of heat solace [5]. They're air temperature, airspeed, relative viscosity, mean sensible temperature, covering protection, and activity level as an example rate. "Warm solace" is characterized by the yank Society of Heating Refrigeration and aircon Engineers (ASHRAE) as "the perspective that communicates fulfilment with the final climate". Numerous lists for assessing the nice and solace level square measure are projected by this definition. One among the foremost well-known and universally acknowledged records is the expected Mean Vote (PMV), which is applied within the investigation of this review [5].

A simple figure of a contemporary HVAC is shown in figure one. Maintaining heat solace could be a key in the vehicle setup. Yet, the energy utilization of the cooling framework must stay within effective limits. One vital boundary within the setup of auto frameworks is the example of air circulation within the car.

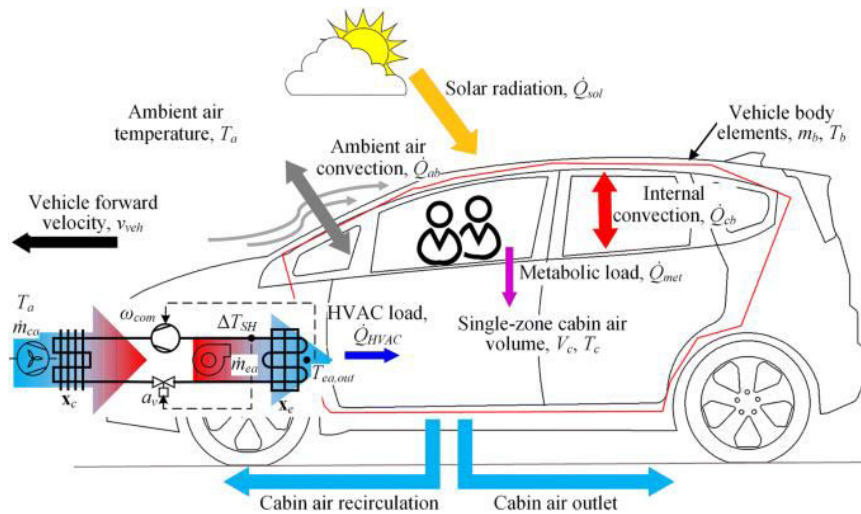


Figure 1. Modern HVAC system

In this paper, different parts of the investigation of thermal comfort of the car are talked about and the impact of air dissemination on warm solace and energy utilization is explored in the following parts. The relationship between human body temperature and inside air temperature is shown in Fig.2

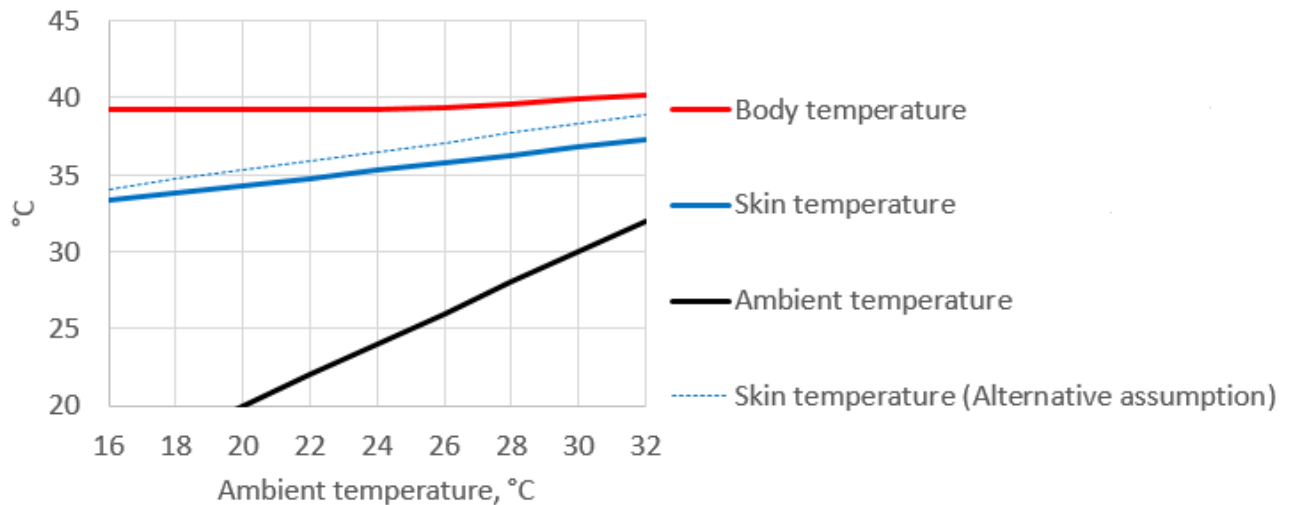


Figure 2. Skin temperature of different human body parts versus inside air temperature

As the degree of within the vehicle lodge builds, the danger of mishaps as a result of driver sluggishness and an easing back of the responses likewise increments. As wants are, a CFD re-enactment model was created during this review to analyse the impacts of out-of-door ventilation rate on vehicle lodge indoor air quality and also the life of outdoor air required for each individual during a vehicle. The outcomes show that utilizing the out-of-door offer rate proposals of ASHRAE customary 62.1 (for example two.5 l/s per individual) the mean CO2 fixations within the lodge are around 2850 ppm [6]. The outcomes likewise show that utilizing the out-of-door offer rate proposals of four.0 l/s per individual for work on human prosperity, the comparison means CO2 focuses on the lodge around 1810 ppm. Additionally, the present investigation discovered an exterior outside wind stream pace of nine.2 l/s per someone was capable diminish the dioxide fixation within the lodge to a protected price of 1000 ppm. Moreover, AN exterior outside wind current pace of three.6 l/s per someone led to a dioxide centralization of around 2000 ppm.

Other than the trial examinations, the numerous stream cases were contemplated by machine Fluid Dynamics recreations utilizing the RANS strategy, giving data into the remarkable and three-dimensional stream styles of the someone compartment [7-9]. Approval of the recreations with the explorative data uncovered satisfactory consistency,

nevertheless, with neighbourhood deviations demonstrating more demand for check examinations. The ventilation efficiencies of the upward ventilation ideas were essentially much identical or spectacularly higher once contrasted with dashboard ventilation. Regarding solace necessary stream boundaries, dashboard ventilation stood apart with the smallest amount of temperature delineation but uncovered solace basic stream speeds. The upward ventilation ideas took into thought agreeable speeds nevertheless would normally produce solace basic temperature delineations. Seeking when the comparable temperatures, the vertical frameworks uncovered an additionally developed warming presentation over dashboard ventilation. Throughout summer and spring/fall conditions, low force roof ventilation even as the combination of lodge removal ventilation and low energy roof ventilation had the choice to offer agreeable identical temperature appropriations.

II. WORKMETHODOLOGY

We contrasted three vertical ventilation ideas with dashboard ventilation in a conventional vehicle lodge to further develop warm traveller solace and energy proficiency of future vehicles.



Figure 3. The algorithm used for Computational fluid dynamics analysis [10]

Temperatures were breaking down with an infrared camera and neighbourhood temperature sensors. Omnidirectional speed tests were utilized to catch the liquid speeds and temperatures nearby warm traveller fakers, which were utilized to mimic the warm effect of the travellers. Further, the ventilation productivity was estimated with the tracer gas procedure utilizing stickiness sensors nearby the fakers and noticeable all-around outlets. The steps involved in this work are given in Fig.3. Three conditions were adopted in this work

1. Simple car cabin
2. Car cabin with AC inlet at its sides
3. Car cabin with AC inlet at its roof

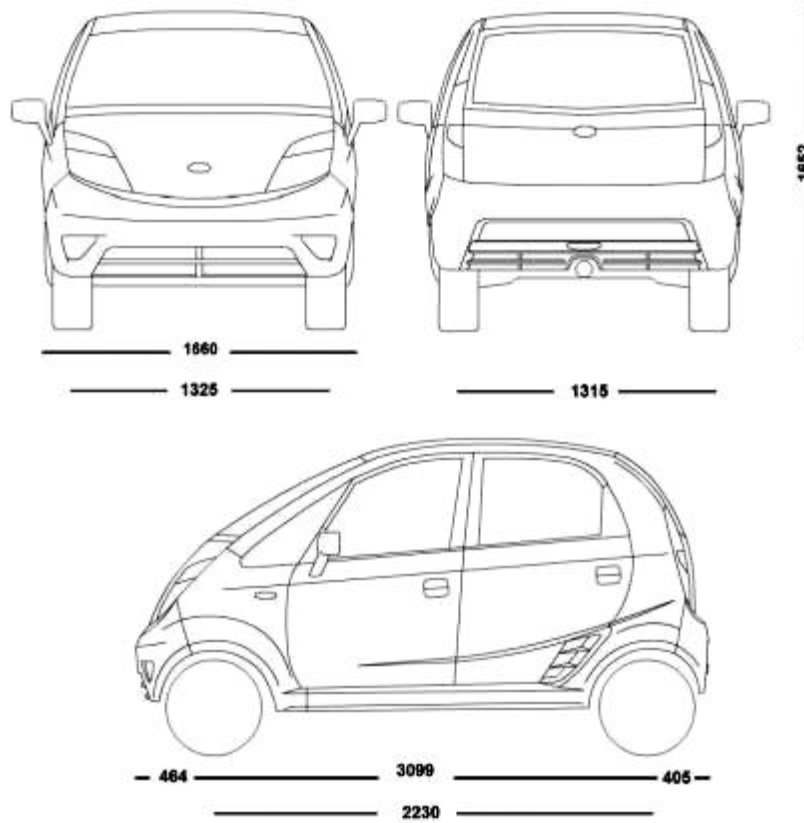


Figure 4. Dimensions of TATA NANO

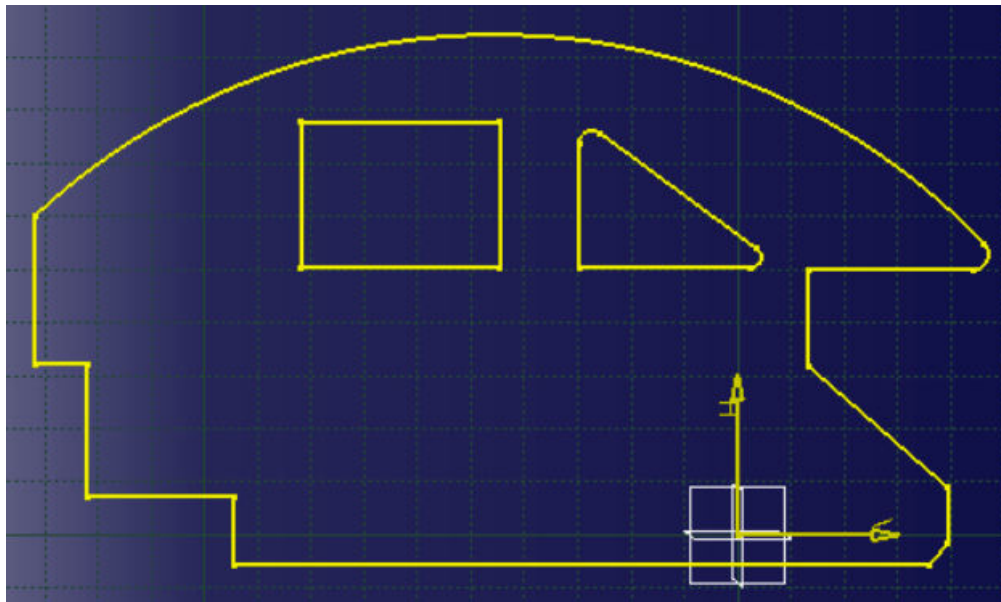


Figure 5. Sketch of the car model

III. RESULTS AND ANALYSIS

We have zeroed in on the warm status and stream fields, however, a couple of them have considered the dewing system of window glass and its negative impacts. We saw the inconsistency between defogging and energy-saving execution. They played out unstable reproduction to assess both the defogging execution and warm solace, and to examine the comparing cooling burden to discover an advanced control system.

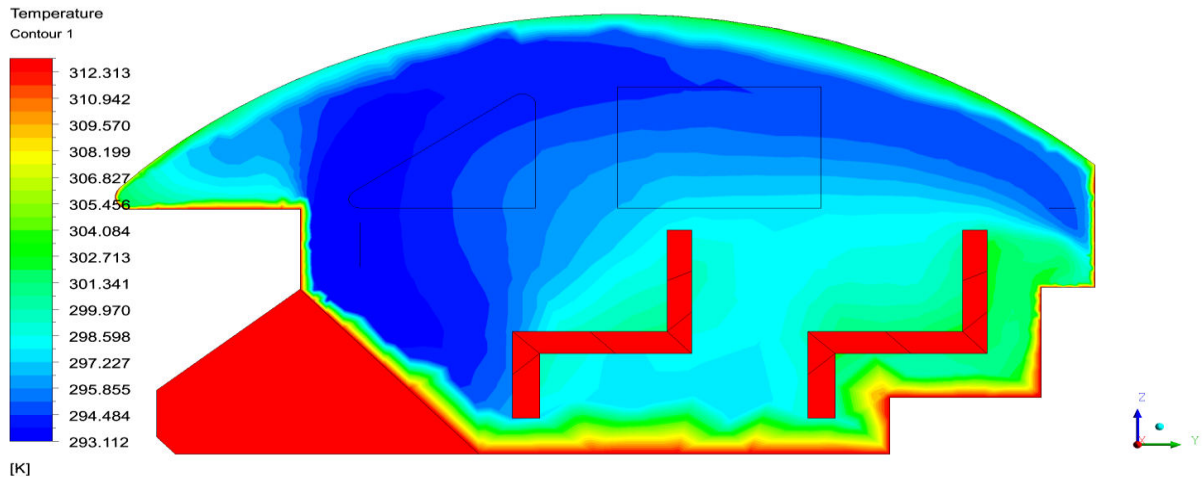


Figure 6. Temperature distribution on a plane created near the seat of the car cabin on the YZ plane

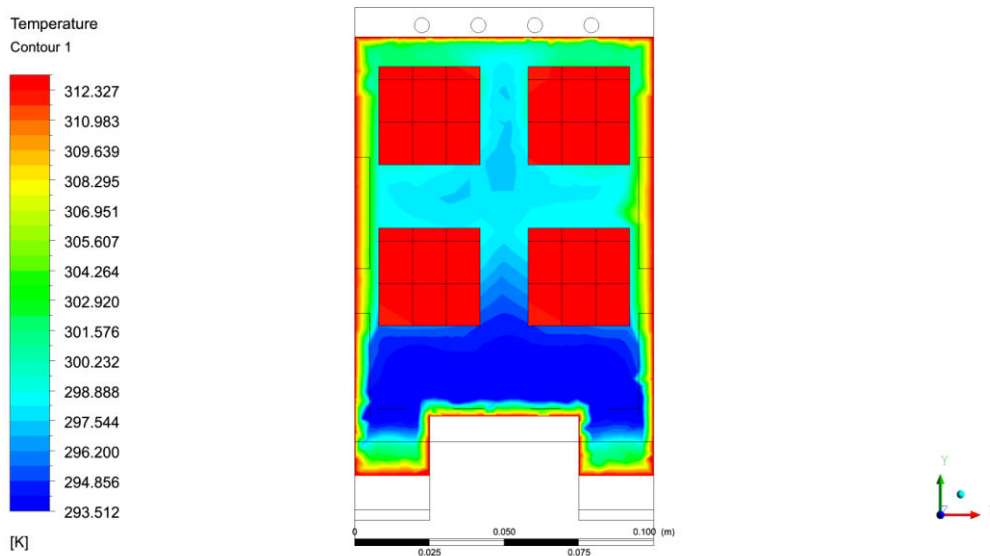


Figure 7. Temperature distribution on a plane created near the stomach of the passenger on XY plane

The hazing gulf might eliminate the condensate on windows adequately. The simplest defogging impact is accomplished once defogging is worked for around two hundred once the water film was diminished to most nominal. Keeping the defogging channel open for an extreme while would possibly expand the film thickness on the rear and facet windows, rather than change the thickness of the film. As incontestable in Fig. 6 and Fig.7, the defogging impact is for the foremost half clear for the front window, whereas significantly fewer impacts square measure seen as associate degree afterthought window what is additional, back windows. The haze expulsion rate increments quickly with the increment of the speed of the channel. Still, once the speed involves a precise speed, the haze expulsion rate becomes restricted. For this purpose, once the speed of the defog channel arrives at zero.6 m/s, the defogging impact of the front window is the foremost noteworthy, and also the film thickness will not diminish more with the enlargement of the speed [10-11].

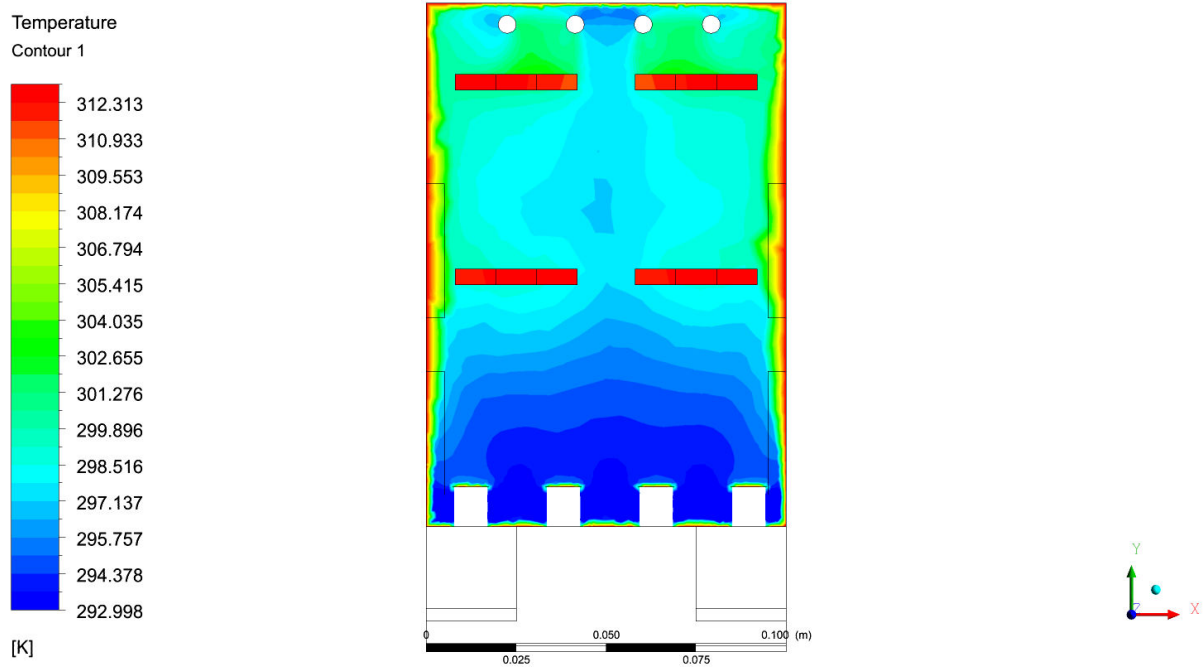


Figure 8. Temperature distribution on a plane created near the chest of the passenger on XY plane After performing Computational fluid dynamic analysis the temperature distribution inside the car cabin for the front AC inlet is the temperature on a plane created near the chest of the passenger of the car cabin on XY plane is 302.655K.

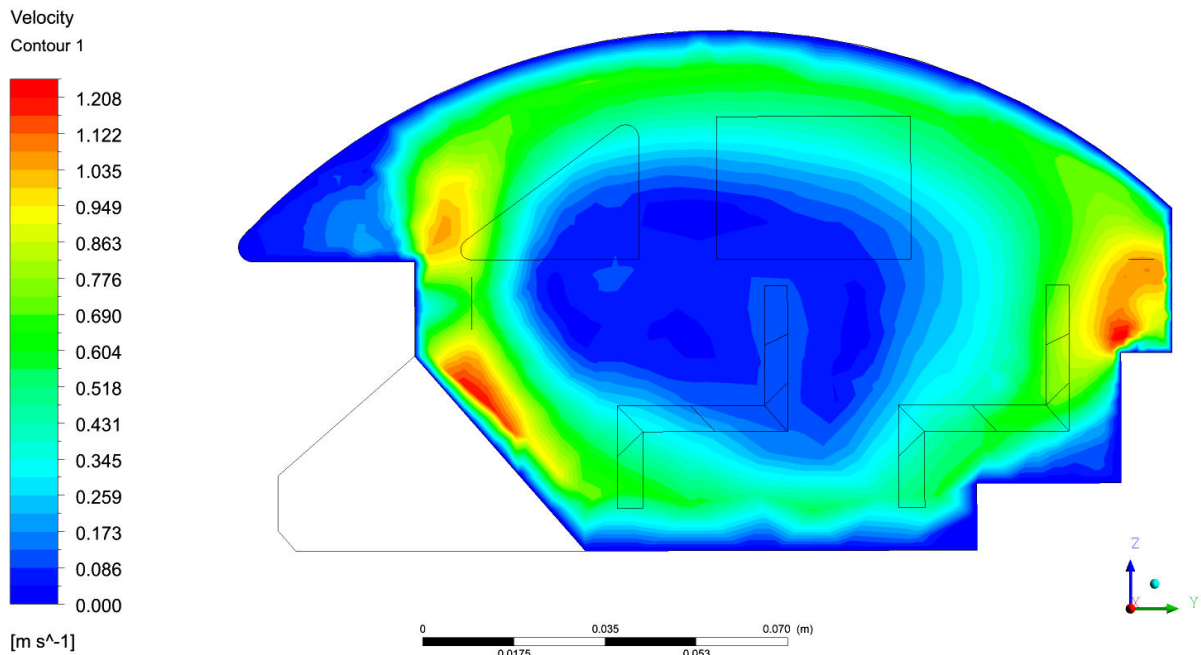


Figure 9. Velocity distribution on a plane created at the center of the car cabin on YZ plane After performing Computational fluid dynamic analysis the Velocity distribution on a plane created at the center of the car cabin on the YZ plane inside the car cabin for the front AC inlet is 1.208 m/sec



IV. CONCLUSION

We defogging the progress of a truck lodge model. By contrasting and past exploratory consequences of the CONAN model, the EWF model joined with UDF was approved to be effective in recreating the dewing issue. Then, at that point, the review was centred on the dewing wonder of a truck lodge, where the hotness scattering of window glasses was considered by recreating the outer stream field. A sum of 33 diverse working conditions with various temperatures and relative stickiness of air conditioner framework stream speeds were mimicked to comprehend the advancement of a dewing film more readily. The defogging wind stream was likewise examined with various stream speeds to assess the defogging execution. It was found through the outside stream speed field; the convective heat move coefficient of the front window was higher than that of the side and back windows. This is no doubt due to the distinctions in the outside stream speed around various pieces of the lodge surfaces. The temperature and dampness in the lodge are two significant elements in the build-up cycle of the windows. The present outcomes showed that decreasing the dampness couldn't just adequately control the build-up, yet additionally upgrade the circulation of the inside wind stream and increment the warming impact. Then again, low lodge temperature influences the tenants' warm solace, while the high temperature will expand the substance of water fume in the lodge, consequently demolishing the issue of build-up.

REFERENCES

- [1] Tong-Bou Chang et al. "Development of a CFD model for simulating vehicle cabin indoor air quality" available on Science Direct, Elsevier, Transportation Research Part D 62 (2018) 433–440.
- [2] Tobias Dehne et al. "Vertical ventilation concepts for future passenger cars" Science Direct, Elsevier, Building, and Environment, Received Date: 24 August 2017, Accepted Date: 16 November 2017.
- [3] Chunling Qi, Yaxin Helian, Jiyang Liu & Linhua Zhang "Experiment Study on the Thermal Comfort inside a Car Passenger Compartment" available on Science Direct, Elsevier, 10th International Symposium on Heating, Ventilation and Air Conditioning, ISHVAC2017, 19- 22 October 2017, Jinan, China, Procedia Engineering 205 (2017) 3607–3614.
- [4] Daniel kristanto and thananchai leephakpreeda "Sensitivity Analysis of Energy Conversion for Effective Energy Consumption, Thermal Comfort, and Air Quality within Car Cabin" 2017 International Conference on Alternative Energy in Developing Countries and Emerging Economies 2017 AEDCEE, 25-26 May 2017, Bangkok, Thailand. Energy Procedia 138 (2017) 552–557.
- [5] James Brusey, Diana Hinte, Elena Gaura & Neil Beloe "Reinforcement learning-based thermal comfort control for vehicle cabins" available on Science direct, Elsevier, Mechatronics, (2017) 1–9.
- [6] Renmei Zhang, Haiquan Bi & Xiaoliang Wang " Study on the operation mode of air conditioning system for plateau passenger train" 10th International Symposium on Heating, Ventilation and Air Conditioning, ISHVAC2017, 19- 22 October 2017, Jinan, China, Procedia Engineering 205 (2017) 2349–2356.
- [7] D. Siano & M.A. Panza "Sound quality analysis of the powertrain booming noise in a Diesel passenger car" 72nd Conference of the Italian Thermal Machines Engineering Association, ATI2017, 6-8 September 2017, Lecce, Italy, Energy Procedia 126 (2017) 971–978.
- [8] Jianghong Wu at el. "Analysis and validation of transient thermal model for automobile cabin" available on Science direct, Elsevier, Applied Thermal Engineering, 122 (2017) 91–102.
- [9] Paul Danca, Andreea Vartiresa & Angel Dogeanu "An overview of current methods for thermal comfort assessment in vehicle cabin" Sustainable Solutions for Energy and Environment, EENVIRO - YRC 2015, 18-20 November 2015, Bucharest, Romania. Energy Procedia 85 (2016) 162 – 169.
- [10] Lavinia Socaciu at el. "PCM selection using AHP method to maintain thermal comfort of the vehicle occupants" Sustainable Solutions for Energy and Environment, EENVIRO - YRC 2015, 18-20 November 2015, Bucharest, Romania, Energy Procedia 85 (2016) 489 – 497.
- [11] Yadav AS, Shrivastava V, Sharma A, Sharma SK, Dwivedi MK, Shukla OP. CFD simulation on thermo-hydraulic characteristics of a circular tube having twisted tape inserts. Materials Today: Proceedings. 2021 Apr 9.
- [12] Yadav AS, Shrivastava V, Sharma A, Dwivedi MK. Numerical simulation and CFD-based correlations for artificially roughened solar air heater. Materials Today: Proceedings. 2021 Mar 27.



**Impact Factor:
7.569**



INTERNATIONAL JOURNAL OF INNOVATIVE RESEARCH

IN SCIENCE | ENGINEERING | TECHNOLOGY

 9940 572 462  6381 907 438  ijirset@gmail.com



www.ijirset.com

Scan to save the contact details