



e-ISSN: 2319-8753 | p-ISSN: 2347-6710

# IJRSET

International Journal of Innovative Research in  
**SCIENCE | ENGINEERING | TECHNOLOGY**



# INTERNATIONAL JOURNAL OF INNOVATIVE RESEARCH

IN SCIENCE | ENGINEERING | TECHNOLOGY

Volume 11, Issue 1, January 2022

**ISSN** INTERNATIONAL  
STANDARD  
SERIAL  
NUMBER  
INDIA

Impact Factor: 7.569

9940 572 462

6381 907 438

[ijirset@gmail.com](mailto:ijirset@gmail.com)

[www.ijirset.com](http://www.ijirset.com)



# To Study the Effect of Bond Strengths with Provided Effective Development Length in Concrete Structure

S. P. Gade <sup>1</sup>, Dr. S. S. Kadam <sup>2</sup>

P.G. Student, Department of Civil Engineering, SKNSCOE, Korti, Maharashtra, India<sup>1</sup>

Head, Department of Civil Engineering, SKNSCOE, Korti, Maharashtra, India<sup>2</sup>

**ABSTRACT:** The connection among cement and support is vital to fill in as a composite conduct of Reinforced Concrete (RC). The few elements which impacts the Bond pressure in RC are installation length, breadth of bar, cover, separating of bars, cross over support, grade and containments of cement around the bars, sort of totals utilized in concrete, kind of bars and covering applied on bars, assuming any, for consumption counteraction. Sufficient holding between supporting bars and cement is fundamental for the acceptable presentation of RC structures. This concentrate principally centers to accomplish most ideal result for wanted arrangement of advancement length as far as strength and impact of improvement length on substantial design for security stress. The substantial block plan and projecting for M20, M25 and M30 grade (7 days, 14 days, and 28 days) did and compressive not really set in stone. In additional review, substantial 3D square (150mmx150mm X150 mm) with consistent implanted support length of various size breadth (6, 8, 10, 12, 16, mm) steel having variety being developed length bar point from 0, 45, 90, 135 and 180 degree were tried for takeout test on cement and projecting for M20, M25 and M30 grade (7 days, 14 days, and 28 days) conveyed bond strength results were gotten.

**KEYWORDS:** Development length, Plain, and tor steel bar, UTM, Compressive strength, bond strength.

## I. INTRODUCTION

It is notable that the utilization of twisted bars can extraordinarily upgrade the steel-substantial bond limit. Premise some significant parts decide the bond strength between the adjoining ribs of a support bar. The three principle reasons which will contribute the bond strength between the nearby ribs of a support bar are shear pushes because of attachment along the bar surface, the bearing burdens against the essences of ribs (mechanical interlock), and the grating between bars with concrete in the rib dales and the encompassing cement. From these the most noteworthy commitment to bond strength is accomplished from mechanical interlock and due to their far and wide application the twisted steel bars were considered in this review. To work on the strain breaking and stay away from substantial disappointment, support utilizing steel bars is completed inside the substantial mass. Steel support for concrete since it joint well with concrete and this bond strength is corresponding to the contact surface of the steel to the substantial. The bond strength significantly shifts with changes in blend plan and grade of concrete utilized and by giving escalated heat restoring, high early bond strength can be accomplished. It is the system that permit the jetty of straight building up bars and impact of numerous other significant highlights of underlying cement, for example, breaks control and segment solidness comparatively the connection among cement and improvement length of supporting steel is fundamental for composite activity in building up substantial development it is notable that the utilization of twisted bars can incredibly upgrade the steel substantial security limit. Sufficient holding between building up bars and cement is fundamental for the palatable presentation of supported substantial construction. One of the fundamental presumption in fostering the hypothesis of built up concrete is that the support don't from the encompassing substantial when substantial sets and in this manner hardness it will hold fast to the outer layer of the implant building up bars will grasp around it, there are essential parts adding to security there are attachment contact and mechanical harbor.

Jetty bond pressure emerges when a bar conveying specific power is to be ended in such case it is important to move this over a particular length. The length of the bar 'Ld' needed to move the power in the bar to the encompassing cement through bond is called dock length this length of implant ld of the bar past hypothetical terminations point is required with the goal that the bar doesn't get pulled out.



The development length  $L_d$  is given by,

$$L_d = \frac{0.87 f_y \bar{A}_\phi}{4 \zeta b d}$$

## II. RELATED WORK

**Alkaysi and El-Tawil (2017)** has investigated the bonding ability between non-proprietary UHPC and steel bar reinforcement. They also have been studied the result values obtained by pull out test and their studies. They found that as soon as increase in embedment leads occurs, it tends to the decrease in the bond strength. They also found that there are few changes occur due to change in the position of bonds with steel in during casting process. In addition, a change in steel fiber affects the bond strength accordingly.

**Muhd Fauzy Sulaiman, Chau-Khun Ma, et al (2017)** has discussed that it is critical to comprehend the conduct of bond and safe haven of support bars with the encompassing cement. The communication between support bars and cement is fundamental to foresee a definitive disappointment of Reinforced Concrete (RC).

The codes of training for Normal Strength Concrete (NSC) give planning port length and can likewise be extrapolated from the test aftereffects of NSC for the high-strength concrete (HSC). A result shows the bond and dock of bars in HSC is moderately more fragile as thought about in NSC.

The strategies took on for the testing of security and harbor conduct are pullout test, four-point bowing test and cyclic uniaxial flexure under consistent hub load test. Concentrates on shows that the imprisonment impact can work on the security and safe haven conduct of RC, as Most of the investigations were centered on different boundaries like substantial cover, implant length, substantial sort, and rib math. In this way, getting hole and to be filled of the impacts of control on the bond and harbor conduct of RC. In this way the exhibition of RC structures relies on' the bond collaboration between ribbed bars and cement. The boundaries to be tried ought to incorporate the impacts of substantial cover, insertion length, substantial sort, rib calculation of support, bar distance across, number of stirrups, lap graft district, kind of imprisonment, state of cross over support, pre-flexural break condition, water/concrete proportion, concrete substance and cross over support proportion.

**N. Gubramawiaw (2017)** has been concluded that, the composite activity of cement and steel in built up substantial constructions is given by bond strength. The necessary bond strength is accomplished by giving adequate improvement length. Non-arrangement of satisfactory advancement lengths regularly brings about disappointments, particularly in cantilever upholds, lap grafts and bar - segment joints. The bond strength is affected by a few elements which include: bar distance across, cover concrete, dispersing of support, cross over support (like stirrups), grade of cement, restriction of cement around the bars, totals utilized in concrete, covering applied on bars to decrease consumption, and kind of support bars utilized.

**Alberto T. Ramirez-Garcia et al (2016)** has been studied the effectiveness of length on the bond strength. Authors have been categorized beams in five different types. The authors fabricated the numbers of beams for conducting different studies. It has been also found that development of length get affected by concrete strength.

**S. S. Mousavi et.al (2016)** has discussed that, Increment of bond length prompts diminishing of the most extreme standardized bond pressure for the two kinds of tests (direct draw out and pillar). Incongruous to the instance of direct take out tests, most extreme standardized bond pressure increments for expanding rebar width the extent of this increment being reliant upon both the bond length and the broiler dry thickness of the blend (bigger for lower blend densities and for more limited bond lengths). A conceivable clarification of this peculiarity is given in the paper. For the instance of direct take out tests (bringing about parting disappointment modes), the most extreme standardized bond pressure and a definitive slip increment with expanding substantial thickness being the consequence of fractional or full supplanting of lightweight totals with ordinary weight ones. This increment is critical (over 40%) for stove dry densities in the scope of 1550 kg/m<sup>3</sup>–1700 kg/m<sup>3</sup>. Strength gains for densities near or higher than the upper broiler dry thickness limit for lightweight cement (2000 kg/m<sup>3</sup>) are restricted. Moderate security strength gains because of substantial thickness increment are additionally noted for the instance of shaft tests (coming about in take out disappointment modes). All the more explicitly, if rebar take out happens the all-lightweight SCC bond strength is up to 30% lower than that of NWSCC.

**Pieter Desnercks et.al (2015)** has read up that for example with a solitary break the decrease was on normal 44% and for twofold broke examples the decrease was 54%. The deliberate qualities for single and twofold broke examples are inside the moderately wide scope of qualities revealed by different specialists before. The break direction as for the



rib example of the building up bars has practically no impact on the got bond properties. Three diverse break directions were tried and the outcomes showed comparable extreme bond qualities. For twofold broke examples the request in which the breaks are shaped (connected to the test strategy) has no critical influence on the security conduct. Control impacts definitive bond strength of a pre-broken example. Without even a trace of a controlling power, existing, the leftover bond strength subsequent to breaking is decreased also. For more modest covers the disappointment method of the uncracked substantial movements from a takeout inability to a parting disappointment. In any case, they got values are higher than those gotten for concrete with a solitary break reaching out through the whole substantial cover yet restricted by a plastic container of 2.1 mm thick. They got test results show that the presence of longitudinal breaks can altogether impact the bond conduct of ribbed building up bars in concrete. It is recommended that bond decrease factors are vital for breaks that run along the support bars when undertaking load bearing limit checks of existing built up concrete primary.

**Xiaobin Song et.al (2015)** has been thought about the aftereffects of early age substantial bond tests in examples with little substantial cover-to-bar-breadth proportions ( $C/D$ ) that for the most part experienced cement parting disappointment modes. The impacts of substantial strength and  $c/d$  on the key boundaries (bond strength, bond slip and two shape boundaries) of such bond conduct were examined, Bond strength  $s_1$  and shape boundary  $k$  of the post-top branch were in extent with the time-subordinate cement compressive strength of crystal. Nonetheless, slip  $s_1$  and shape boundary of the climbing branch displayed critical variety, and no strong reliance on the substantial strength was found. Standardized bond strength  $s_1/f_c$  was directly identified with  $C/D$  up to 1.39, past which no connection was noticed. The other three boundaries showed no connection with  $C/D$  in all cases.

**Ahmed M. Diab et.al (2014)** has shown that substantial with a similar compressive strength, the pliable take out bond strength is lower than the single take out bond strength. High strength substantial examples fall flat in a weak way, and the examples flop suddenly shaping longitudinal dividing breaks. As the precrack length expands, the bond rigidity diminishes and the comparing slips increments. The completely broken example misfortunes 30% of a definitive bond strength of un-broke area bond strength. Confirmation bond strength is proposed to address the bond pressure utilized in extreme plan.

**Nipun Verma et.al 2014** has been introduced the Self-compacting concrete is acquiring consideration overall attributable to its capacity to conservative without the requirement for either inside or outer vibration even in spaces of exceptionally clogged support, for example, bar section joints. Since most recent twenty years, a few explores have been led on Self-compacting cement and presently use of SCC has acquired force. In the current review, bond pressure comparing to the greatest take out load that can be viewed as the bond strength or extreme bond strength was led. The lethargic advancement of compressive strength and bond strength in SCC at early age is by and large because of the impeding impact of the super plasticizer utilized. Further bond strength differs with changes in blend plan and grade of concrete utilized and relieving conditions.

**Mayur Parmar, M. A. Jamnu (2014)** was conducted study over direct pull test for Straight Bar, Bent-Up and Headed Bar. They found the minimal strength under compression for straight bar in comparison with two other. The headed bar gives the more strength as compare to bent-up bar. The headed bar strength is depend on the size of headed, shape of head and also fixing of head to the rod. In their experiment, they only change the bar size and only same the grade of concrete. In an experiment the maximum bond stress in 10mm bar size 69 kN, same as 12mm bar size 88 kN and last 16mm bar size takes bond strength 130kN.

**N Subramanian et.al (2000)** has introduced the composite activity of cement and steel in built up substantial constructions is given by bond strength. The necessary bond strength is accomplished by giving adequate advancement length. Non-arrangement of sufficient advancement lengths regularly brings about disappointments, particularly in cantilever upholds, lap grafts and pillar - segment joints. The bond strength is affected by a few elements which include: bar breadth, cover concrete, separating of support, cross over support (like stirrups), grade of cement, Confinement of cement around the bars, totals utilized in concrete, covering applied on bars to lessen consumption, and sort of support bars utilized. However the Indian code was modified as of late, primarily to deal with strength contemplations, the advancement length arrangements stay unaltered and don't cover the impact of a few boundaries.

### III. OBJECTIVES AND SCOPE OF STUDY

The main objective of this project is to conduct investigative study to determine the bond strength of plain steel and Tor steel with varying diameter of bar. It also includes study of effect on bond strength of concrete of plain steel and Tor steel with change the development length angle. This study made prior decision on best possible outcome for desired provision of development length in terms of strength. The investigation of the plain steel in tension bond strength value to IS code 456-2000 bond strength value also takes place.



The Pullout test results are to be displayed on the impacts of bond strength with consider different boundaries on the of the typical and high grade concrete. Research is going on bond strength with designing uses of typical and high grade concrete. This specific work is to be introduced in this undertaking to manage exploring bond strength for M20, M25 and M 30 Mix plan of ordinary and high grade concrete. In the current work, assessed bond strength of different boundary think about, for example, grade of substantial bar breadth size and advancement length point of the typical and high grade concrete. The extent of present work, assuming we check to gave less amount of steel and concrete and accomplish conservative in development world.

#### IV. MATERIAL AND METHODOLOGY

##### Cement:

Ordinary Portland cement of grade 53 was used. The initial setting time of cement is 30 minutes and the specific gravity of cement is 3.15.

##### Fine Aggregate:

Fine aggregate used in this research work was conforming to IS and was clear sand passing through 4.75mm sieve with a specific gravity of 2.68. The grading zone of aggregate was zone II.

##### Coarse Aggregate:

Coarse aggregate used in this research work was conforming to IS and was angular crushed aggregate with a specific gravity of 2.70.

##### Water:

Potable water available in the laboratory with the pH of  $7.0 \pm 1$  and conforming to the requirement of IS: 456-2000 was used for mixing concrete and also for curing of specimens.

##### Concrete Mix Design:

As per the recommended procedure of Bureau of Indian Standards IS 10262: 2009, design concrete mix is adopted to attain  $20\text{N/mm}^2$ ,  $25\text{N/mm}^2$  and  $30\text{N/mm}^2$ . The water cement ratio of 0.5 after several trials is used. Many cubes were casted for each bar with various development lengths and tested after curing for 7days, 14days, and 28 days (3each) respectively.

##### Compressive Strength

Three cubes of size  $150 \times 150 \times 150\text{mm}$  were casted to work out the 7day, 14 days, and 28 days compressive strength for M20, M25 & M30 proportions. The results for 7, 14, and 28 days compressive strength were obtained.

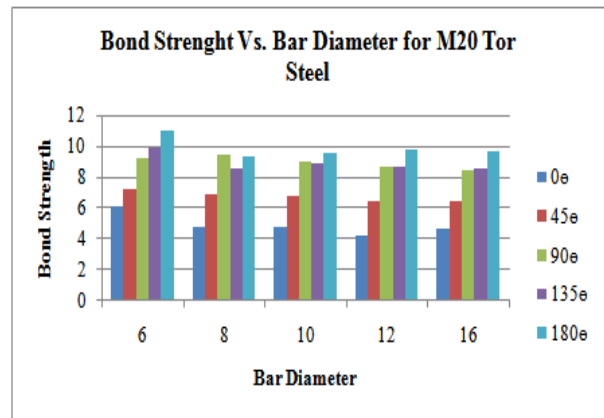
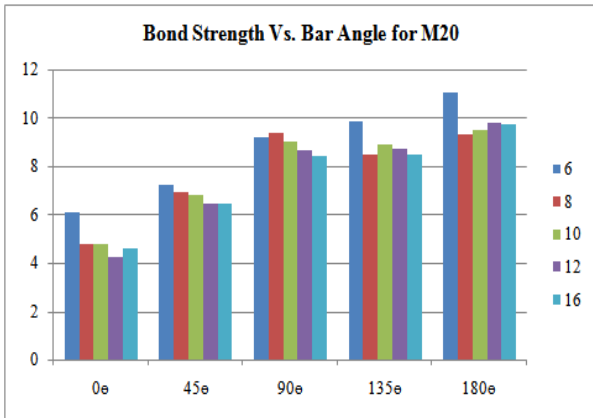
#### V. EXPERIMENTAL RESULTS

##### Pull Out Test:

Three cubes of size  $150 \times 150 \times 150\text{mm}$  with placed steel bar (plain and tor) of various diameter and provided various angle for development length (0,45,90,145,180 angle) of M20, M25 and M30 grade concrete and casted to work out 7, 14 and 28 days respectively. The results of Bond strength were obtained.

Table 1: Pull Out test results for Tor M20 Steel

Sr. No.	Bar dia in mm	Avg. Bond Strength (MPa) with Bar Bend Angle( $0^\circ$ )				
		$0^\circ$	$45^\circ$	$90^\circ$	$135^\circ$	$180^\circ$
1	6	6.1	7.23	9.21	9.86	11.02
2	8	4.8	6.9	9.4	8.5	9.32
3	10	4.8	6.8	9.03	8.9	9.5
4	12	4.25	6.45	8.63	8.69	9.8
5	16	4.62	6.45	8.4	8.5	9.72

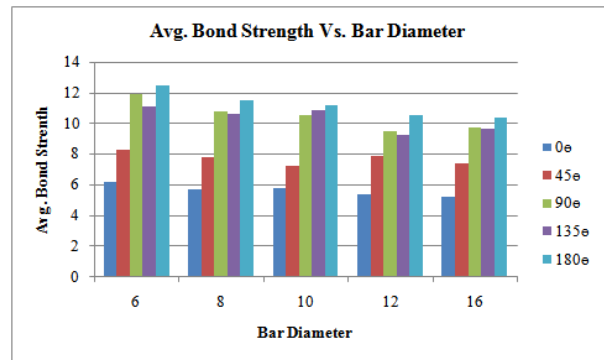
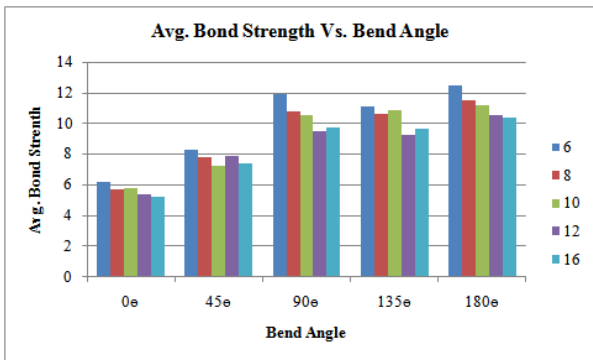


(a) Bond Strength Vs. Bar Angle for M20 Tor Steel

(b) Bond Strength Vs. Bar Diameter for M20 Tor Steel

Table 2: Avg. Bond Strength Vs. Bend Angle for Tor Steel M25 Bar

Sr No	Bar dia in mm	Avg. Bond Strength (Mpa) with Bar Bend Angle (0°)				
		0°	45°	90°	135°	180°
1	6	6.23	8.43	11.8	11.29	12.76
2	8	5.78	7.26	10.3	10.6	11.6
3	10	5.36	7.53	10.3	10.23	11.45
4	12	5.25	7.37	9.76	9.83	10.5
5	16	5.18	7.38	9.77	9.62	10.01



(a) Avg. Bond Strength Vs. Bend Angle for M25 Tor Steel Bar

(b) Bond Strength Vs. Bar Diameter for M25 Tor Steel

Table 3: Avg. Bond Strength vs. Bend Angle for Tor Steel M30 Bar

Sr. No	Bar dia in mm	Avg. Bond Strength (Mpa) with Bar Bend Angle(0°)				
		0°	45°	90°	135°	180°
1	6	6.23	8.43	11.8	11.29	12.76
2	8	5.78	7.26	10.3	10.6	11.6
3	10	5.36	7.53	10.3	10.23	11.45
4	12	5.25	7.37	9.76	9.83	10.5
5	16	5.18	7.38	9.77	9.62	10.01

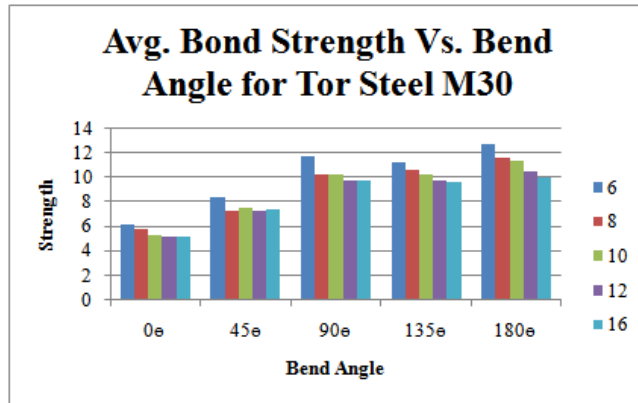


Figure 5: Avg. Bond Strength vs. Bend Angle

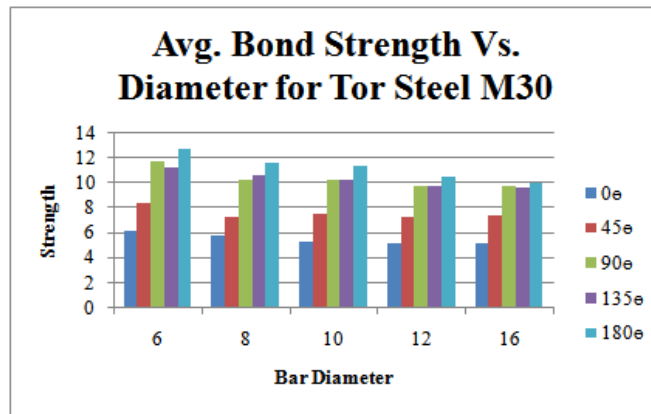


Figure 6: Bond Strength vs. Bar Diameter

Table 4: % Increase of  $\tau_{bd}$  in Tor Steel of M20 Grade

Sr. No.	Dia. of bar in mm	$\tau_{bd}$ of plain bar in MPA	$\tau_{bd}$ of Tor bar in MPA	% increased of $\tau_{bd}$ in Tor steel
1	6	3.18	5.13	61.32
2	8	2.91	4.69	61.17
3	10	2.85	4.57	60.35
4	12	2.7	4.4	62.96
5	16	2.68	4.37	63.06

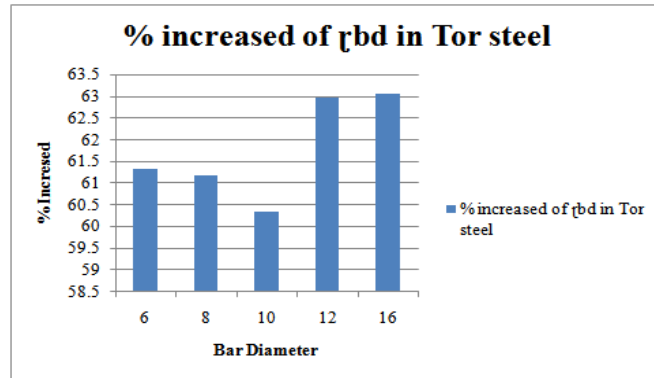


Figure 7: % Increase Of  $\rho_{bd}$  In Tor Steel Vs bar dia. of M20 Grade Concrete

Table 5: % Increase of  $\rho_{bd}$  in Tor Steel of M25 Grade

Sr. No.	Dia. of bar in mm	$\rho_{bd}$ of plain bar in MPA	$\rho_{bd}$ of Tor bar in MPA	% increased of $\rho_{bd}$ in Tor steel
1	6	3.74	6.07	62.3
2	8	3.42	5.52	61.4
3	10	3.31	5.36	61.93
4	12	3.19	5.19	62.7
5	16	3.17	5.18	63.41

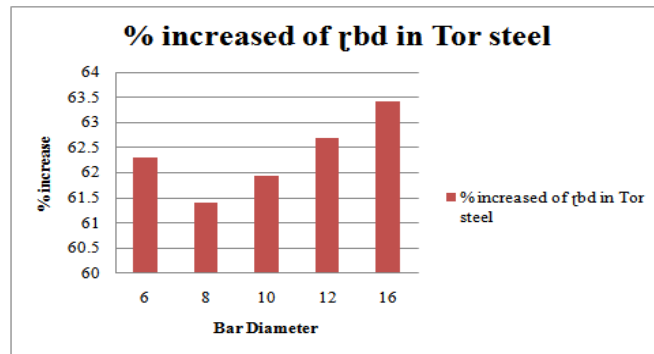


Figure 8: % Increase of  $\rho_{bd}$  in Tor Steel of M25 Grade

Table 6: % Increase Of  $\rho_{bd}$  In Tor Steel Vs Bar Dia of M30 Grade Concrete

Sr. No.	Dia of bar in mm	$\rho_{bd}$ of plain bar in MPA	$\rho_{bd}$ of Tor bar in MPA	% increased of $\rho_{bd}$ in Tor steel
1	6	3.95	6.43	62.78
2	8	3.61	5.87	62.6
3	10	3.52	5.72	62.5
4	12	3.41	5.52	61.88
5	16	3.37	5.47	62.31



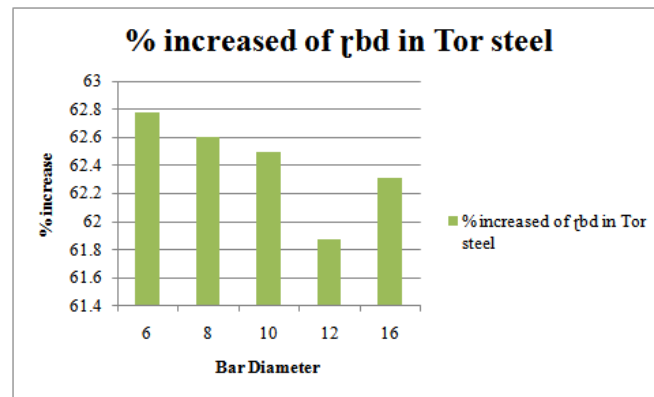


Figure 9: % Increase Of  $\phi_{bd}$  In Tor Steel Vs Bar Dia of M30 Grade Concrete

## VI. RESULT & DISCUSSION

As we have seen in experimental analysis, many variations are seen in the terms of strength vs. bend angle for different kind of tor steel bars such as M20, M25, and M30 etc. However there is slight deflection occurs in terms of Strength vs. Diameter of the rod. The previous chapter has been showed the details in brief and it is sufficient to conclude the study.

## VII. CONCLUSION

Pull out test on 3D shape test were directed to decide bond strength of cement with different parameter, for example, correlations between bond strength of plain steel versus Tor steel, improvement length point and different width of bar of M20, M25 & M30 grade. The principle finishes of this review are as follows,

1. For distorted bars in strain bond strength expanded by 62% roughly as near to plain bars in pressure. Since hardness of cement is identified with the mechanical interlock of distorted bars, however the bond strength of plain bars is predominantly made out of glue pressure and grating which doesn't mechanical interlock.
2. The bar measurement expanded, the bond strength decline, for instance, a definitive elastic bond strength diminished by 10%, 4%, 5% and 7% roughly, when the bar breadth increments from 6mm to 16 mm for concrete compressive strength 20, 25, and 30 MPa, separately. Assuming stacking expanded up to extreme pressure, then, at that point, test example pulled out rapidly from substantial square and the comparing slip happened just as substantial square example harmed, when the supporting bars was pulled out.
3. If grade of substantial increments worked on rigidity and expanded bond strength as 18% and 8% from M20 to M25 and M25 to M30 Grade respectively. because in case the grade of cement expanded more surface space of concrete molecule is accessible for hydration and decrease W/C proportion, relating further developed the bond limit in the middle of concrete mortar cement and steel.
4. When first time bar twist point expanded from 0o to 45o bond strength expanded around. 40-45% around, again second time the bar twist point expanded from 0o to 90o bond strength expanded 90-95% roughly, just as third time the bar twist point expanded from 0o to 135o bond strength expanded as 85-90% around and last time when again the bar twist point expanded from 0o to 180o bond strength expanded as 101-110% around since, in such a case that the point expanded more contact region accessible grinding so increment point increment the bond strength.
5. The plain bars in strain the worth of bond strength is more than 2-3 times more than IS456-2000.
6. If we supplanted bar twist point from 0o to 180o lessen insertion length and we saved steel roughly 15-25% in installation length.

## REFERENCES

- 1) Almusallam A A, Al-Gahtani AS, Aziz AR, Rasheed uzzafart. Effect of Reinforcement corrosion on bond strength. Constr Build Mater 1996; 10:123-9.
- 2) Al-Sulaimani G.J, Kaleemullah M, Basunbul IA, Rasheed uzzafart. Influence of Corrosion and cracking on bond



behavior and strength of reinforced concrete.

- 3) Ahmed M. Diab, Hafez E. Elyamany \*, Mostafa A. Hussein, Hazem M. Al Ashy, Bond behavior and assessment of design ultimate bond stress of normal and high strength concrete.
- 4) ACI Committee 408, 2003. Bond and Development of Straight Reinforcing Bars in Tension. ACI 408R- 03, American Concrete Institute Committee 408, Farmington Hills.
- 5) Chung .D.L, Improving the bond strength between steel rebar and concrete by ozone treatment of rebar and polymer addition to concrete, Cem. Concr. Res. 27 (5) (1997) 643–648.
- 6) Dejian Shen ab,†, Xiang Shi a,b, Hui Zhang a,b, Xiaofang Duan a,b, Guoqing Jiang. Experimental study of early-age bond behavior between high strength concrete and steel bars using a pull-out test.
- 7) Diab A.M, H.E. Elyamany, M.A. Hussein, H.M. Al Ashy, Bond behavior and assessment of design ultimate bond stress of normal and high strength concrete, Alexandria Eng. J. 53 (2)(2014) 355–371.
- 8) Indian standard code of practice for plain and reinforced concrete, IS 456:2000, Fourth Revision, Bureau of Indian Standards, New Delhi.
- 9) Mousavi S.S. M. Dehestani b,†, K.K. Mousavi Bond strength and development length of steel bar in unconfined self-consolidating concrete
- 10) Muhd Fauzy Sulaiman, Chau-Khun Ma, Nazirah Mohd Apandi, Abdullah Zawawi Awang, Shaiful Amri Mansur, A Review on Bond and Anchorage of Confined High-strength Concrete.
- 11) Pieter Desnerck †, Janet M. Lees, Chris T. Morley Bond behavior of reinforcing bars in cracked concrete.
- 12) Sofrie Chin, Bond strength prediction for deformed steel rebar embedded in recycled coarse aggregate concrete.
- 13) Sadoon Abdallah, Mizi Fan , K.A. Cashell Pull-out behaviour of straight and hooked-end steel fibres under elevated temperatures.
- 14) Verma Nipun, Anil Kumar Misra, Bond characteristics of reinforced TMT bars in Self Compacting Concrete and Normal Cement Concrete



**Impact Factor:  
7.569**



# INTERNATIONAL JOURNAL OF INNOVATIVE RESEARCH

IN SCIENCE | ENGINEERING | TECHNOLOGY

 9940 572 462  6381 907 438  [ijirset@gmail.com](mailto:ijirset@gmail.com)



[www.ijirset.com](http://www.ijirset.com)

Scan to save the contact details