



e-ISSN: 2319-8753 | p-ISSN: 2347-6710

# IJIRSET

International Journal of Innovative Research in  
**SCIENCE | ENGINEERING | TECHNOLOGY**



# INTERNATIONAL JOURNAL OF INNOVATIVE RESEARCH

IN SCIENCE | ENGINEERING | TECHNOLOGY

Volume 11, Issue 7, July 2022

**ISSN** INTERNATIONAL  
STANDARD  
SERIAL  
NUMBER  
INDIA

Impact Factor: 8.118



9940 572 462



6381 907 438



ijirset@gmail.com



www.ijirset.com



# An Approach for Fake News Detection by using Deep Learning Technique

**Shailendra Pal, Manisha Pathak, Ashish Gupta**

M. Tech Student, Department of Computer Science & Engineering, NITM, Gwalior, India

Asst. Professor, Department of Computer Science & Engineering, NITM, Gwalior, India

Asst. Professor, Department of Computer Science & Engineering, NITM, Gwalior, India

**ABSTRACT:** The quick access to information on social media networks as well as its exponential rise also made it difficult to distinguish between fake information or real information. The fast dissemination by way of sharing has enhanced its falsification exponentially. It is also important for the credibility of social media networks to distribute fake information. It thus became a study challenge to automatically check for misstatement of information through its source, content, or publisher. This paper demonstrates an approach to the identification by the artificial intelligence of false statements made by public figures. As a software system, two algos are being applied and a series of data tested. The highest result obtained for binary (true or false) labeling is 99 percent. Python 3.6 is the simulation method used here.

**KEYWORDS:** fake news; artificial intelligence; deep learning; GRU, RAMP studio.

## I. INTRODUCTION

More and more people prefer to search to consume social media news from more than traditional news organizations as we spend more & more of our time online interacting with them through social media channels. These social media platforms are the reason for this change in user consumption:

- (i) consume news in social media in contrast with conventional media, like newspapers or TV, is often more frequent and less expensive;
- (ii) post, comment, or debate the news more quickly with friends or other social media readers [1].

For eg, 62% of US adults receive news about social media in 2016, compared to 49 percent in 2012. Social media has now been described as a primary source of news. consistency of news in social media remains less than mainstream news organizations. Despite the benefits of Social Media. But as it is inexpensive to deliver news online and much quicker & simpler to spread via social media, massive amounts of false news items are generated online for different reasons like financial & political benefit, that is to say, deliberately disinformation. news articles.

The widespread distribution of fake news will negatively impact the user and society significantly. First, the authenticity of the news ecosystem can be disrupted by fake news. For example, Facebook was much larger than popular media news during the 2016 Presidential elections 4, with the most popular fake news. 2<sup>nd</sup>, FNs deliberately persuades consumers to accept partial or false convictions. FNs are typically manipulated to spread political messages or power by propagandists. For instance, some reports show that Russia has created false accounts & social incitement to disseminate FNs 5. Third, the way people view & respond to true news changes fake stories. For instance, any FNs were only generated to cause distrust or confusion, prevent them from distinguishing between what is true & what is not 6. We must build mechanisms to automatically identify FNs in social media, both for the public and the media ecosystem, to mitigate the detrimental impact of fake news.

Fake media detection raises many new and complicated research issues. Fake social media information. While still, false news itself is not a modern issue – news services have used people or groups for decades to spread or influence operations – the growth in web-generated media news is rendering fake news more effective and threatens traditional journalistic standards. Some aspects make automatic detection uniquely challenging. Next, false news is published deliberately to confuse viewers, making it impossible easily to spot it based on news. The contents of faux

news are rather numerous in terms of subjects, types, media, and false facts, while simultaneously mocking truthful information, attempting to misrepresent reality in multiple linguistic styles.

Additional material, for example, knowledge base and social commitments of users, must also be used for better detection. Lastly, it leads to another major challenge to use this auxiliary information, namely the quality of data. FNs are usually associated with newly emerging time-critical events that, owing to lack of evidence or claims, may not have been properly verified based on existing knowledge bases. Moreover, the social commitments of users to false news produce big, incomplete, unstructured, and noisy data. Efficient approaches for differentiating credible consumers, extracting useful mail roles, and exploiting network interactions are an open field of study and more study.

### 1.1 FAKE NEWS TYPES

The following was summarized in their latest paper on different types of FNs by authors [2].

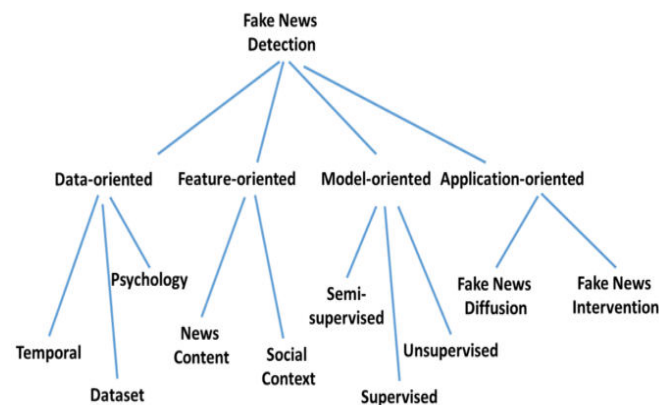
**1. Visual-based:** These FNs items are much more useful as material, including fraudulent images, medical videos, or both [3].

**2. User-based:** Fake news stories produce this form of content, which threatens those age groups, genders, culture, political ideology.

**3. Knowledge-based:** These forms of communications explain some unresolved problems by researchers (so-called) or make users believe it is true.

**4. Style-based** Journalists who pretend to replicate the style of other accredited journalists are writing blogs.

**5. Stance-based:** It is also a depiction of valid statements so that its meaning and intent are changed.



**Figure 1: Different approaches to fake news detection.**

Looking at Figure 1, it can be shown that unsupervised & supervised models of learning are primarily based on textual news content. Note that ML models are usually a tradeoff of precision or recall so that a model that is very effective in detected counterfeit news will have a high false-positive rate relative to a model that does not likely show a low false-positive rate. There are the reasons why ethical problems like automated censorship are not discussed here.

## II. LITERATURE REVIEW

Various researchers have tried several ways to overcome the problem, to test which approach works, and to achieve desired outcomes. A variety of studies have discussed fake news identification methods, including role extraction or model construction, from a data mining viewpoint. Feature extraction approaches (both features of news material and features of the social context) combined with metric assessment using accuracy, reminder, or F1 ratings



have been shown to bring informed results. Other parameters such as bot-spam, click-bait, and news source also impact the forecast [4].

These were approached by data mining & NLP, but researchers have become increasingly involved in heavy NN-oriented methods with more & more research & development in AI. A story illustrates a method for "capturing," "picking" or "integrating." A model of RNNs is created for the identification of fake data. They also used the RNN to compile the temporal pattern of user behaviors about single article/text. All of this material is used and incorporated into a false news classification model [5].

In another paper, a Long-Short-Term-Memory (LSTM) as well as a Convolutional Neural Network (CNN) model of linguistically infused neural network models is discussed to classify Twitter posts. The linguistic part was introduced using the GloVe library of pre-trained vectors [6].

This review provides a model for recognizing forged twitter news in the light of automatic forged Twitter news detection, through finding out how to anticipate reliable estimates. We have later conducted a separate comparison of the efficiency of classification performance of dataset among five well-known ML algos like SVM, NB Process, LR & RNN. Our experimental findings have shown that the SVM & NB classification is above the other algos [7].

To solve this issue, this paper explores the approach of NLP & ML. Using bag-of-words, n-grams, count vectorizers, TF-IDF, or data from five classifiers have been equipped to investigate which of these data sets of labeled news statements works well. The accuracy, the reminder or f1 scores allow us to find the most effective model [8].

The authors have described in [9] the language cue approaches with ML, word bags, rhetorical structure or discourse analysis, network analysis approaches, or SVM classifiers. These text-based models do not or do not boost existing approaches.

In [10] authors appreciated or analyzed the principles, methods, or algos used for categorizing fake or fabricated social network news items, authors & subjects. The paper highlighted the study challenge by exposed features of fake news & numerous similarities between news articles, writers & topics. Authors of the paper address the FakeDetector model of auto-found news. It creates a deep, pervasive network model based on text and helps the author and subject to learn about the presentation of news articles simultaneously.

### III. RESEARCH METHODOLOGY

#### PROBLEM FORMULATION

Social media is a double-edged sword for news consumption. Firstly, there are, the low cost, quick access & fast circulation lead users in the social media to browse and receive content. It makes, on the other hand, a wide variety of "FNs" with purposely misleading facts, i.e. bad quality news. Widespread of FNs is harmful to individuals & society. Consequently, fake social media news detection has recently grown into an emerging study that attracts considerable interest. Fake social media news detection presents unique features or challenges which make existing news algos ineffective or not applicable. Firstly, FNs are written purposely to mislead readers with FNs, which makes the detection of that too difficult & inexplicably dependent on news content; therefore, supplemental data, like user social commitments on social media, must be included in our evaluation. The second challenge, as social commitments of users with FNs, produces big, incomplete, unstructured, and noisy data is to manipulate this auxiliary material. Therefore there is a dire need for the applications or resources which can predict the accuracy of fakeness in the contents. For this purpose, several machine learning and artificial algorithms have been introduced. Hence we aim to find the most appropriate method or algorithm that can help to reduce the problem statement of the existing model by classifying the content as fake or not.

#### DATA PRE-PROCESSING

It should be pre-processed before the use of AI algos on the results. First of all, only statements themselves were decided for purposes of classification. That means none of the provided metadata is used for grading. This metadata could improve classification algo in the future. The following measures have been used for pre-processing:





- Split the statements into individual tokens (words).
  - All numbers are deleted.
  - Removal of all marks of punctuation.
  - Delete all other characters, not alpha.
  - The rest of the tokens should apply a stemming process. In linguistic morphology, the approach used to avoid (or lemmatize) recruitment information is to decrease inflected or derived terms in the terms stem, base, or root shape – typically in writing. This encourages them to use words that are identical to the same ones (for example "write").
  - Stop word removal. Word stops are included in basically a kind of text. These terms are popular and do not impact their importance, so it is beneficial to get rid of them [6].
  - • Substitute terms with tf-idf values. In datasettf – idf is the figural metric that represents the meaning of a word for a record in collection or corpus and is the short term for frequency-inverse document frequency. [7].
1. Accuracy classification based on 6 available type
  2. Accuracy in binary classification: This metric is as if 2 possible categories were used in the statement – true (according to the last three categories explain above) or false (base on 1<sup>st</sup> three above mentioned type).

## PROPOSED APPROACH

Dataset was practiced first & tested using the same techniques later. Several AI algos were used for statement classification during the current study, of which DNN provided the best results. But a further NN algo with more promise than DNN was invented later. We have also selected the new NN as the approach proposed that was superior to DNN

Everyone is introduced by a scikit-learn (a programming language library of Python). Two separate measures have been evaluated for all algos:

- Accuracy classification based on 6 obtainable category
- Binary accuracy of the classification: This metric is regarded as being only available in 2 possible categories, real (based on the last three categories mentioned above)

## Gated Recurrent Unit (GRU)

- A GRU, developed in 2014 by Cho Kyunghyun et al., is a gating mechanism in RNNs. The GRU is like a long short duration gate (LSTM), but it has fewer parameters than the LSTM because it does not have an output gate.
- GR Using a recurring regular neural network, GRU can solve the vanishing gradient problem. GRU can also be known as an LSTM variation since they are both equally constructed but, in some situations, have almost an as decent performance.
- Usage of the gate and reset GRU, so-called gate notifications. In essence, these are 2 vectors that choose what data output should receive.
- The unique thing about them is they can be conditioned to retain data long ago or delete information unrelated to the forecast, without washing it over time.

### #1. Update gate

We begin to calculate the **update gate**  $z_t$  for time  $t$  with the equation:

$$Z_t = \sigma(W^{(z)}x_t + U^{(z)}h_{t-1})$$

### #2. Reset gate

In essence, it is used by the model to determine how much data by previous years can be forgotten. We use it to calculate:

$$r_t = \sigma(W^{(r)}x_t + U^{(r)}h_{t-1})$$

### • #3. Current memory content

Let's see how the gates impact the result precisely. First of all, we start using the reset door. We add a new store material to save information from the past using the reset gate. The following are calculated:

$$h_t = \tanh(Wx_t + r_1 \cdot Uh_{t-1})$$

## IV. RESULTS ILLUSTRATIONS

A RAMP Studio team collected the data analysis used for training or research [3]. It includes brief statements by famous persons. Six possible labels were required for the statement.

```
accuracy = accuracy_score(y_train, pred)
precision = precision_score(y_train, pred, average='micro')
recall = recall_score(y_train, pred, average='micro')
f1 = f1_score(y_train, pred, average='micro')

print('Accuracy :', accuracy*100, '%')
print('Recall :', recall*100, '%')
print('Precision :', precision*100, '%')
print('F1 Score :', f1*100, '%')

Accuracy : 86.08799048751486 %
Recall : 86.08799048751486 %
Precision : 86.08799048751486 %
F1 Score : 86.08799048751486 %

matrix = confusion_matrix(y_train, pred)
print('Confusion Matrix :')
print(matrix)

Confusion Matrix :
[[2238 1051]
 [  2 4278]]
```

**Fig 3: Binary DNN**

```
pred[pred>thresholds]=1
pred[pred<thresholds]=0
accuracy = accuracy_score(y_train, pred)
precision = precision_score(y_train, pred, average='micro')
recall = recall_score(y_train, pred, average='micro')
f1 = f1_score(y_train, pred, average='micro')

print('Accuracy :', accuracy*100, '%')
print('Recall :', recall*100, '%')
print('Precision :', precision*100, '%')
print('F1 Score :', f1*100, '%')

Accuracy : 83.72308098824152 %
Recall : 83.72308098824152 %
Precision : 99.93691846711876 %
F1 Score : 91.11430625449317 %
```

**Fig 4: Multi DNN**

Figures 3 and 4 are the result visualization of the simulation tool which shows the various accuracy parameters of two varying classes in the case of DNN.

```
accuracy = accuracy_score(y_train, pred)
precision = precision_score(y_train, pred, average='micro')
recall = recall_score(y_train, pred, average='micro')
f1 = f1_score(y_train, pred, average='micro')

print('Accuracy :', accuracy*100, '%')
print('Recall :', recall*100, '%')
print('Precision :', precision*100, '%')
print('F1 Score :', f1*100, '%')

Accuracy : 99.44510503369006 %
Recall : 99.44510503369006 %
Precision : 99.44510503369006 %
F1 Score : 99.44510503369006 %

matrix = confusion_matrix(y_train, pred)
print('Confusion Matrix :')
print(matrix)

Confusion Matrix :
[[3262  27]
 [ 15 4265]]
```

**Fig 5: Binary GRU**

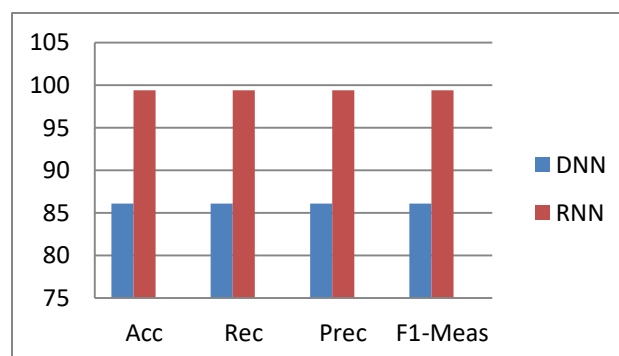
```
pred=y_pred.copy()
pred[pred>thresholds]=1
pred[pred<thresholds]=0
accuracy = accuracy_score(y_train, pred)
precision = precision_score(y_train, pred, average='micro')
recall = recall_score(y_train, pred, average='micro')
f1 = f1_score(y_train, pred, average='micro')

print('Accuracy :', accuracy*100, '%')
print('Recall :', recall*100, '%')
print('Precision :', precision*100, '%')
print('F1 Score :', f1*100, '%')

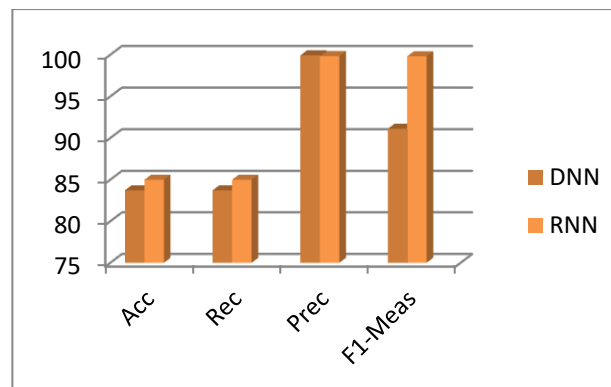
Accuracy : 84.95177698507068 %
Recall : 84.9914123398071 %
Precision : 99.84479279838584 %
F1 Score : 91.8212960319726 %
```

**Fig 6: Multiclass GRU**

Figures 5 and 6 visualize the result of GRU in both binary and multi-class analysis. From all the figures it has been noticed that GRU has given the best accuracy in all the parameters of accurate measurements.



**Fig 7: Comparison graph of Binary class of DNN and GRU**



**Fig 8: Comparison graph of multi-class of DNN and GRU**

Figure 7 & 8 present the summarized results of the classification that have been obtained. From these charts, the Gated recurrent unit shows the results in multi-class as well as binary accuracy in comparison to the DNN.

## V. CONCLUSION

The challenge of fake news is risky or easily spreads like a wildfire as data is better in different flavors to reach the mass. In this paper, we have compared two neural network models for checking the verification of data extracted from the RAMP studio. From the results predicted it clearly shows how GRU has given the best accuracy on the same dataset as was used in the previous work. Although fake news or communications using multiple Machine Learning (ML) methods are identified in many previous papers, ML is not worth predicting the results on fake news detection. Hence GRU is found to be the best method in the classification of the news.

In the future, we need to improve the results of Multiclass DNN and GRU as GRU can give an accuracy of 86% in a multiclass dataset. A new technique is hence needed to invent for this purpose.

## REFERENCES

- [1] Sadia Afroz, Michael Brennan, and Rachel Greenstadt. Detecting hoaxes, frauds, and deception in writing style online. In ISSP'12.
- [2] Hunt Allcott and Matthew Gentzkow. Social media and fake news in the 2016 election. Technical report, National Bureau of Economic Research, 2017.
- [3] Solomon E Asch and H Guetzkow. Effects of group pressure upon the modification and distortion of judgments. Groups, leadership, and men pages 222–236, 1951.
- [4] Meital Balmas. When fake news becomes real: Combined exposure to multiple news sources and political attitudes of inefficacy, alienation, and cynicism. *Communication Research*, 41(3):430–454, 2014.
- [5] Michele Banko, Michael J Cafarella, Stephen Soderland, Matthew Broadhead, and Oren Etzioni. Open information extraction from the web. In IJCAI'07.
- [6] Alessandro Bessi and Emilio Ferrara. Social bots distort the 2016 us presidential election online discussion. *First Monday*, 21(11), 2016.
- [7] Prakhar Biyani, Kostas Tsioutsoulis, and John Blackmer. "8 amazing secrets for getting more clicks": Detecting clickbaits in news streams using article informality. In AAI'16.
- [8] Jonas Nygaard Blom and Kenneth Reinecke Hansen. Clickbait: Forward-reference as a lure in online news headlines. *Journal of Pragmatics*, 76:87–100, 2015.
- [9] Paul R Brewer, Dannagal Goldthwaite Young, and Michelle Morreale. The impact of real news about fake news: Intertextual processes and political satire. *International Journal of Public Opinion Research*, 25(3):323–343, 2013.
- [10] Carlos Castillo, Mohammed El-Haddad, Jürgen Pfeffer, and Matt Stempeck. Characterizing the life cycle of online news stories using social media reactions. In CSCW'14.





INNO  SPACE  
SJIF Scientific Journal Impact Factor  
Impact Factor: 8.118



ISSN  INTERNATIONAL  
STANDARD  
SERIAL  
NUMBER  
INDIA



# INTERNATIONAL JOURNAL OF INNOVATIVE RESEARCH

IN SCIENCE | ENGINEERING | TECHNOLOGY

 9940 572 462  6381 907 438  [ijirset@gmail.com](mailto:ijirset@gmail.com)



[www.ijirset.com](http://www.ijirset.com)

Scan to save the contact details