



IJIRSET

International Journal of Innovative Research in
SCIENCE | ENGINEERING | TECHNOLOGY

e-ISSN: 2319-8753 | p-ISSN: 2320-6710



INTERNATIONAL JOURNAL OF INNOVATIVE RESEARCH

IN SCIENCE | ENGINEERING | TECHNOLOGY

Volume 11, Issue 7, July 2022

ISSN INTERNATIONAL
STANDARD
SERIAL
NUMBER
INDIA

Impact Factor: 8.118



9940 572 462



6381 907 438



ijirset@gmail.com



www.ijirset.com

Cost-benefit analysis of High-Rise Structure due to Pandemic Impact on Construction Industry

Shrunkhala Anil Shende¹, Dr. Pratibha Alandkar², Prof. Swati Kshirsagar³

Student of M.E. RMD Sinhgad School of Engineering, Warje, Pune, India¹

HOD RMD Sinhgad School of Engineering, Warje, Pune, India²

Professor RMD Sinhgad School of Engineering, Warje, Pune, India³

ABSTRACT: the principal causes of delays in this research study were analyzed after data collection using a questionnaire survey with a wide range of construction professionals based in High-rise Projects. The findings of this study could help the construction industry better analyze not just the principal reasons of delays on construction projects, but also how to minimize them through appropriate planning. Despite its importance in ensuring the safe application of working processes, safety leadership is occasionally overlooked in recommendations.

Aside from addressing increased demand, good decision-making during the construction phase can mitigate Delay concerns, however additional research is required. This could involve research on decision-making processes, the content of construction site management training programs, the value of training programs in building a more skilled workforce, and the use of pre-cast materials. An investigation into construction project delays in India during the outbreak.

Because high-rise projects are vital to the city, they must be completed quickly. Almost all Indian projects are late. Delay is the most common, complex, and dangerous problem in construction. Most construction projects in poor countries run late. Regardless of size or complexity, deadlines and unpredictability abound. Every construction project has delays, and the severity of these delays varies widely. This study reviews prior research on time and cost overrun drivers.

KEYWORDS: Low Rise & High Rise Buildings, Cost-benefit analysis

I. INTRODUCTION

Impacts of COVID-19 on High rise construction sector

COVID-19 victims are becoming more numerous by the day, which is having an influence on the building industry. Government lockdowns are disrupting the supply chain; labour shortages are emerging; companies are experiencing an economic downturn; and they are having difficulty keeping their contracts.

Management of the supply chain

In several places of the world, the supply chain has been interrupted in various ways. Various construction materials are necessary, but they are not reaching the construction site from outside due to lockdown, which is causing delays in the construction process. Various resources for construction work that come from various industries in the country or overseas via various vehicles, those items cannot come. Because all cars are unable to come to lockdown, the essential materials are unable to arrive, and the work is halted. It has not only caused the construction sector to shut down, but it has also harmed the livelihoods of those who transport these materials in cars, as well as the factories that produce these products, which are losing a lot of money because they are not being sold.

An issue with transportation

All modes of mobility in the country have been hampered as a result of the nationwide lockdown. As a result, no materials are being delivered to the construction industry, and no workers are able to work from home. As a result, the work has come to a halt.

1.	Do you believe that poor management system contributed to the High rise Structure late completion?
2.	Is it true that heavy rain causes building activity to slow down?
3.	Do you believe that using advanced construction techniques to build a High rise structure is the best option?
4.	Do you believe that this project's delays are due to government funding and payment issues?
5.	Do you think that project will be delayed as a result of the late release of the site, drawings, and materials?
6.	Is the project team heavily reliant on one another for assistance, intelligence, or enforcement to complete their tasks, causing a delay in the completion of the High rise structure?
7.	Do you believe the errors in layout caused by incorrect data in drawings lead to further work being done?
8.	Do you believe the project team members and staff lack expertise in the construction of an emergency on Site?
9.	Can you feel there is a lot of uncertainty on the project for the project team members?
10.	Do you believe that if advanced building techniques were used, any of the above factors will be eliminated?
11.	Do you believe that India's health infrastructure is sufficient to solve the Pandemic problem?
12.	Do you think that quality of the work would suffer as a result of the fast-track construction?
13.	Do you think the best choice for constructing a High rise building is to use advanced building techniques?
14.	Do you believe that the task of construction management is required to complete the project on time?
15.	Do you believe that a High rise Building should be built at the start of the Pandemic Situation on Site?

SPSS Variable View:

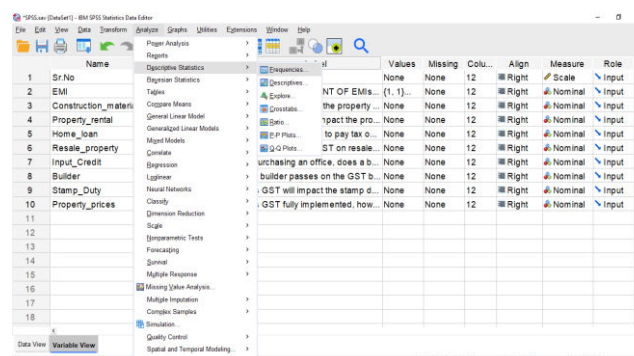
An SPSS data file always has a second sheet called variable view. It shows the metadata associated with the data. Metadata is information about the meaning of variables and data values. In Variable View, different columns are displayed. Each line corresponds to a variable. A variable is simply a quantity of something, which varies and can be measured, such as height, weight, number of children, educational level, gender and so forth. Name of the variable it is your own choice, but make it understandable and do not use numbers or symbols as the first letter since SPSS will not accept it. Moreover, you cannot use spaces in the name. The name of variable was used such as EMI, Construction material etc. The variable view spread sheet is shown in the below figure.

Name	Type	Width	Deci.	Label	Values	Missing	Columns	Align	Measure	Role	
1	Sr.No	Numeric	3	0	Sr.No	None	None	12	Right	Scale	Input
2	EMI	Numeric	2	0	WILL THE AMOUNT OF EMIS...	(1, 1)	None	12	Right	Nominal	Input
3	Construction_material	Numeric	2	0	Will the prices for the property...	None	None	12	Right	Nominal	Input
4	Property_rental	Numeric	2	0	Is GST going to impact the pro...	None	None	12	Right	Nominal	Input
5	Home_loan	Numeric	2	0	Is borrowers have to pay tax o...	None	None	12	Right	Nominal	Input
6	Resale_property	Numeric	2	0	Is the impact of GST on resale...	None	None	12	Right	Nominal	Input
7	Input_Credit	Numeric	2	0	Purchasing an office, does a b...	None	None	12	Right	Nominal	Input
8	Builder	Numeric	2	0	A builder passes on the GST b...	None	None	12	Right	Nominal	Input
9	Stamp_Duty	Numeric	2	0	Is GST will impact the stamp d...	None	None	12	Right	Nominal	Input
10	Property_prices	Numeric	2	0	Is GST fully implemented, how...	None	None	12	Right	Nominal	Input
11											
12											
13											
14											
15											
16											
17											
18											

Figure2 : SPSS Variable View

SPSS Data analysis: SPSS can open all sorts of data and display them -and their metadata- in two sheets in its Data Editor window. In our data contain a variable holding respondents' on GST related

question, we can compute the frequency by navigating to Descriptive Statistics as shown in below fig**. For better understanding and detailed study pie charts and Bar chart option is also selected.



Name	Type	Width	Deci...	Label	Values	Missing	Colu...	Align	Measure	Role	
1	Nr.No	2	0	Sr.No		None	12	Right	Scale	Input	
2	Nr.No	2	0	EMI	NT OF EMIS...	(1, 1)	None	12	Right	Nominal	Input
3	Nr.No	2	0	Construction_material	the property...	None	12	Right	Nominal	Input	
4	Nr.No	2	0	Property_rental	Impact the pro...	None	12	Right	Nominal	Input	
5	Nr.No	2	0	Home_loan	To pay tax o...	None	12	Right	Nominal	Input	
6	Nr.No	2	0	Resale_property	ST on resale...	None	12	Right	Nominal	Input	
7	Nr.No	2	0	Input_Credit	urchasing an office, does a b...	None	12	Right	Nominal	Input	
8	Nr.No	2	0	Builder	builder passes on the GST b...	None	12	Right	Nominal	Input	
9	Nr.No	2	0	Stamp_Duty	GST will impact the stamp d...	None	12	Right	Nominal	Input	
10	Nr.No	2	0	Property_prices	GST fully implemented, how...	None	12	Right	Nominal	Input	

Figure3 : SPSS data analysis

Is it true that heavy rain causes building activity to slow down?

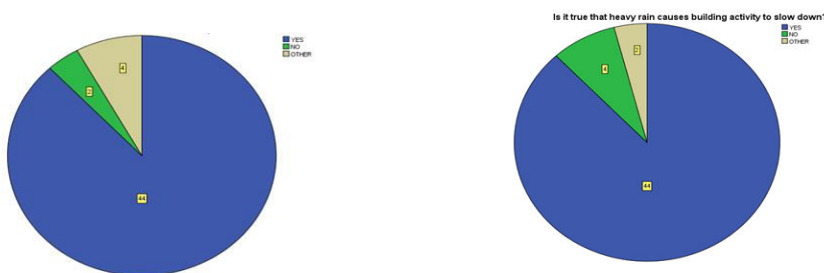
		Frequency	Percent	Valid Percent	Cumulative Percent
Valid	YES	44	88.0	88.0	88.0
	NO	4	8.0	8.0	96.0
	OTHER	2	4.0	4.0	100.0
	Total	50	100.0	100.0	

Do you believe that using advanced construction techniques to build a High rise structure is the best option?

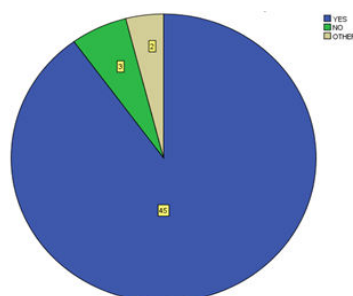
		Frequency	Percent	Valid Percent	Cumulative Percent
Valid	YES	45	90.0	90.0	90.0
	NO	3	6.0	6.0	96.0
	OTHER	2	4.0	4.0	100.0
	Total	50	100.0	100.0	

Do you believe that this project's delays are due to government funding and payment issues?

		Frequency	Percent	Valid Percent	Cumulative Percent
Valid	YES	33	66.0	66.0	66.0
	NO	7	14.0	14.0	80.0
	OTHER	10	20.0	20.0	100.0
	Total	50	100.0	100.0	



Do you believe that using advanced construction techniques to build a High rise structure is the best option?



RII Method

Sr. No.	Questions	YES(N1)	No(N2)	CANT SAY(N3)	Total
1	Do you believe that poor management system contributed to the High rise Structure late completion?	44	2	4	50
2	Is it true that heavy rain causes building activity to slow down?	44	4	2	50
3	Do you believe that using advanced construction techniques to build a High rise structure is the best option?	45	3	2	50
4	Do you believe that this project's delays are due to government funding and payment issues?	33	7	10	50
5	Do you think that project will be delayed as a result of the late release of the site, drawings, and materials?	39	8	3	50
6	Is the project team heavily reliant on one another for assistance, intelligence, or enforcement to complete their tasks, causing a delay in the completion of the High rise structure?	33	11	6	50
7	Do you believe the errors in layout caused by incorrect data in drawings lead to further work being done?	44	2	4	50
8	Do you believe the project team members and staff lack expertise in the construction of an emergency Site?	37	8	5	50
9	Can you feel there is a lot of uncertainty on the project for the project team members?	31	13	6	50
10	Do you believe that if advanced building techniques were used, any of the above factors will be eliminated?	43	3	4	50
11	Do you believe that India's health infrastructure is sufficient to solve the Pandemic problem?	9	36	5	50
12	Do you think that quality of the work would suffer as a result of the fast-track construction?	39	8	3	50
13	Do you think the best choice for constructing a High rise building is to use advanced building techniques?	46	2	2	50
14	Do you believe that the task of construction management is required to complete the project on time?	46	2	2	50
15	Do you believe that a High rise Building should be built at the start of the Pandemic Situation on Site?	43	1	6	50

Sr.No.	Over time	YES(N1)	No(N2)	CANT SAY(N3)	Total	Sr.No.	Over time	YES(N1)	No(N2)	CANT SAY(N3)	Total	Total Number(N)	Avg	RII	Rank
1	Do you believe that poor management system contributed to the High rise Structure late completion?	44	2	4	50	1	Q1	44	4	12	60	50	150	0.4	9
2	Is it true that heavy rain causes building activity to slow down?	44	4	2	50	2	Q2	44	6	6	50	50	150	0.39	10
3	Do you believe that using advanced construction techniques to build a High rise structure is the best option?	45	3	2	50	3	Q3	45	6	6	57	50	150	0.38	11
4	Do you believe that this project's delays are due to government funding and payment issues?	33	7	10	50	4	Q4	33	14	30	77	50	150	0.31	2
5	Do you think that project will be delayed as a result of the late release of the site, drawings, and materials?	39	8	3	50	5	Q5	39	16	9	64	50	150	0.43	6
6	Is the project team heavily reliant on one another for assistance, intelligence, or enforcement to complete their tasks, causing a delay in the completion of the High rise structure?	33	11	6	50	6	Q6	33	22	11	73	50	150	0.49	4
7	Do you believe the errors in layout caused by incorrect data in drawings lead to further work being done?	44	2	4	50	7	Q7	44	4	12	60	50	150	0.4	9
8	Do you believe the project team members and staff lack expertise in the construction of an emergency Site?	37	8	5	50	8	Q8	37	16	15	68	50	150	0.45	5
9	Can you feel there is a lot of uncertainty on the project for the project team members?	31	13	6	50	9	Q9	31	24	11	75	50	150	0.5	3
10	Do you believe that if advanced building techniques were used, any of the above factors will be eliminated?	43	3	4	50	10	Q10	43	6	12	61	50	150	0.41	8
11	Do you believe that India's health infrastructure is sufficient to solve the Pandemic problem?	9	36	5	50	11	Q11	9	72	15	96	50	150	0.44	7
12	Do you think that quality of the work would suffer as a result of the fast-track construction?	39	8	3	50	12	Q12	39	16	9	64	50	150	0.43	6
13	Do you think the best choice for constructing a High rise building is to use advanced building techniques?	46	2	2	50	13	Q13	46	4	6	56	50	150	0.37	12
14	Do you believe that the task of construction management is required to complete the project on time?	46	2	2	50	14	Q14	46	4	6	56	50	150	0.37	12
15	Do you believe that a High rise Building should be built at the start of the Pandemic Situation on Site?	43	1	6	50	15	Q15	43	2	11	63	50	150	0.42	7

Indeed, with less physical activity, the new manufacturing processes decrease waste using new construction materials. In order to achieve sustainable development and to reduce waste, the policies outlined in this study need to be understood and fully implemented. Not only must all these practices be followed by administrators, but also by the workers.

- ✓ Concentrated networks for factories
- ✓ Community in Technologies
- ✓ Consistency at foundation
 - JIT Producing
 - Uniform factory filling
- ✓ Manufacturing Kanban control scheme
- ✓ Minimized Times for Setup

The questionnaire was circulated across large construction projects, including site engineers, Painter, Plasterer, Meson Brickwork, steel binder, and the employee workforce, as well as small construction projects.

The findings summarized and the author's influence measured, grouped into seven categories of factors affecting the Cost and Time efficiency of construction workers at the construction site, as follows:

Table1: Ranking of factors on workers themselves

Factors	RII	Impact	Ranking
Experience of workers	4.29	Very high	5
Labour Discipline	4.12	Very high	5
Physical ability	4.01	High	4
Psychophysiology ability	3.78	High	4
Labour Intensity	3.52	Mid	3
Age	3.41	Low	2
Gender	3.19	Extreme Low	1
Level of training	3.09	Extreme Low	1

The lower the labor rate, the lower the productivity, the human being's physiological psychological problems would have an effect on the standard of work, thereby impacting productivity. The higher the age, the more experience is acquired, however physical strength can be reduced, thus greatly affecting labor productivity.

Table2: Ranking of operational and managerial factors

Factors	RII	Impact	Ranking
Ability to organize production	4.23	Very high	5
Construction supervision	4.20	High	4
Application of technology	3.92	Mid	3
Workers' arrangement	3.73	Low	2
Labour's Communication	2.89	Extreme low	1

The ability to organize production is the leading influence with RII= 4.23, and the organization of construction supervision with RII= 4.20 is ranked second. It can be seen that the capacity to organize and oversee the construction of contractors, especially the site manager, can decide management and organization, development and direct construction on the site. These have a clear effect on the increase or decline in labour production and have a major impact on it. With RIIs being 3.73 and 3.92, the factors to be calculated with a high degree of control are the application of technologies and worker structure. That is to say, from the viewpoint of workers, technologies and labor agreements contribute significantly to their performance.

Table3: Ranking of factors that motivate employees

Factors	RII	Impact	Ranking
Types of salary payment	4.27	Very high	5
Staff Support	4.05	High	4
Reward Mechanism	3.69	High	4
Spiritual Life	3.58	Mid	3
Training and improving skills	3.32	Low	2
Initiative at work	3.18	Extreme low	1

Factors that have a high effect on time & cost efficiency include skilled training, skills upgrading and innovation. These variables directly impact employee motivation, taking work to the satisfaction and sense of obligation of construction workers

Table4: Ranking of factors of working tools and objects

Factors	RII	Impact	Ranking
Quality of building materials	4.25	Very High	5
Quality of working tools	4.01	High	4
Complexity of works	3.72	Low	2
Material transport methods	3.02	Extreme Low	1

The difficulty of the work with RII = 3.78 and the material transfer methods with RII = 3.22 are high-impact variables. These factors influence job efficiency, which, as stated, would also impact of new construction materials. Organizations need to use machinery, equipment and resources that must be appropriate for goods and technology in order to ensure the achievement and growth of productivity; ensure regular readiness and service during the work shift; ensure that raw materials and semi-finished products put into production must have obvious origin and qualification.

Table5: Ranking of natural environmental factors

Factors	RII	Impact	Ranking
Weather conditions	4.82	Very High	5
Regulations,	3.42	High	4
Geological and	3.27	Mid	3
hydrological conditions	3.12	Low	2
laws on construction	3.02	Extreme Low	1

SR.N O	MATERIAL	BEFOR E PANDA MIC	AFTER PANDEMI C	PERCENTAG E INCREASE
1	STEEL	40	85	113%
2	CEMENT	270	365	35%
3	METAL	2300	2500	9%
4	NATURAL SAND	4000	5000	25%
5	CRUSH SAND	2900	3500	20%
6	BRICK	8	14	75%
7	ELECTTIC POINT	550	750	36%
8	PLUMBING MATERIAL			110%
9	NAL OR TAB FITTING METRIAL			55%
10	FLOORING	110	150	20%
11	GRILL	60	100	67%
12	PAINTING	22	35	30%
13	WINDOW	170	230	35%
14	DOOR	120	170	42%
15	RCC LABOR	120	140	17%
16	BRICK WORK	100	130	30%

	PLASTER LABOR			
17	TILE WORK LABOR	40	60	50%
	TOTAL AVERAGE INCREASE IN COST			45%

III. CONCLUSION

- The experience of Pandemic in the construction industry is not yet over as the learning curve has not completed the circle
- Where such can work, and workspace management, additional design considerations and Services to the Situation
- A limitation encountered during this research is the minimal number of the data collection when compared with arrays of construction professionals all over the world. It would be expected that such data could have a larger number of survey participants than the number evaluated.
- Likewise, planning with unforeseen circumstances including other contingency covering that, and the reduction of on-site work through the use of prefabricated elements
- Further study could expand to involve more participants so as to explore further updates on the impact of Pandemic in the construction industry from mid-2020 onward. Another limitation is the shortage of literature to revert to in-depth for this particular study.
- This is an unprecedented event which caught the entire world unaware and including the ardent risk takers in the construction industry.
- In the end, if these experiences are harmonized, a comprehensive turnaround strategy for contingency plan would be produced
- It seen that for there is increase in rate for construction materials after pandemic period that before pandemic.
- There is almost 45% increase on an average after pandemic period.

ACKNOWLEDGEMENT

We express our sincere thanks to PG coordinator Prof. Sushma Awad for her continuous support. We also thankful to our Head of Department of Civil Prof. P.M. Alankar for support

REFERENCES

- [1]. Hale Thomas, Anna Petherick, Toby Phillips and Samuel Webster, "Variation in government responses to COVID-19", Blavatnik school of government working paper, Vol.31, 2020.
- [2]. Aleksander Srdić, Assoc. Prof. Jana Šelih, "Delays in Construction Projects: Causes and Mitigation",
- [3]. Madhavi Ashok Khandar, Aparna Panganti, "Immediate Impact of RERA on Construction Industry" International Journal of Engineering Research, Volume No.7, Issue Special 1, pp : 71-74, ISSN:2319-6890 (online), 2347-5013(print) 11-12 Jan. 2018.
- [4]. Ali Osman Kuşakcı, Berk Ayvaz, Emir Bejtagić, "An Analysis of Causes and Effects of Delays in Construction Projects in Libyan Oil Industry", Karaelmas Fen ve Mühendislik Dergisi Journal home page: <http://fbd.beun.edu.tr>.
- [5]. Shaikh Asif Abdus Saeed, "delay to projects – cause, effect and measures to reduce / eliminate delay by mitigation / acceleration".
- [6]. P.M. Pethkar, B.V. Birajdar, "literature review on causes of delay in building construction projects", journal of information, knowledge and research in civil engineering, ISSN: 0975 – 6744 | NOV 14 TO OCT 15 | Volume 3, Issue 2.
- [7]. Pawanhari, Mukesh Panday, Rakesh Gupta, "Effect of Time Delay in Construction Projects", IJEDR 1602196 International Journal of Engineering Development and Research (www.ijedr.org).
- [8]. Murali, Sambasivan and Yau Wen, Soon. (2007) "Causes and effects of delays in Malaysian construction industry". International Journal of Project Management, Vol, 25, No. 4, pp. 517-526.



- [9]. Leena Mali, A. A. Warudkar, “Causes of Delay in the Construction Industry in Pune region of India”, International Journal of Application or Innovation in Engineering & Management (IJAIEEM) Volume 5, Issue 5, May 2016 ISSN 2319 – 4847
- [10]. Conceptual Cost Estimation Model for Engineering Services in Public Construction Projects Khaled HeshamHyari; Ahmad Al-Daraiseh; and Mohammad El-Mashaleh, ASCE2015
- [11]. An Artificial Neural Network Approach to Structural Cost Estimation of Building Projects in the Philippines Roxas, Chery Lyne C, Ongpeng, Jason Maximino C, Research Article 2017
- [12]. Cost Estimation Model (CEM) of Buildings by ANN (Artificial Neural Networks) – A Review Bipin Pal, AshtaveerMhashilkar, Anjali Pandey, BhaveshNagphase, VirenChandanshive, International Advanced Research Journal in Science, Engineering and Technology February 2018
- [13]. Machine learning for estimation of building energy consumption and performance: a review Saleh Seyedzadeh, Farzad Pour Rahimian, Ivan Glesk and Marc Roper, Springer 2018
- [14]. Study on Deriving an Approximate Method of Cost Estimation MekalaUdaya Kumar, K. Sowjanya, International Journal of Scientific Research and Review, 2018
- [15]. Construction Cost Estimation of Brazilian Highways Using Artificial Neural Networks Laís B. Barros, Marília Marcy and Michele T. M. Carvalho, International Journal of Structural and Civil Engineering Research 3 August 2018



INNO SPACE
SJIF Scientific Journal Impact Factor
Impact Factor: 8.118



ISSN INTERNATIONAL
STANDARD
SERIAL
NUMBER
INDIA



INTERNATIONAL JOURNAL OF INNOVATIVE RESEARCH

IN SCIENCE | ENGINEERING | TECHNOLOGY

 **9940 572 462**  **6381 907 438**  **ijirset@gmail.com**



www.ijirset.com

Scan to save the contact details