



e-ISSN: 2319-8753 | p-ISSN: 2347-6710

# IJIRSET

International Journal of Innovative Research in  
**SCIENCE | ENGINEERING | TECHNOLOGY**



# INTERNATIONAL JOURNAL OF INNOVATIVE RESEARCH

IN SCIENCE | ENGINEERING | TECHNOLOGY

Volume 11, Issue 6, June 2022

**ISSN** INTERNATIONAL  
STANDARD  
SERIAL  
NUMBER  
INDIA

Impact Factor: 8.118



9940 572 462



6381 907 438



ijirset@gmail.com



www.ijirset.com



# Risk Monitoring and Analysis of Wind Turbine Erection

Syed Abjimiah<sup>1</sup>, Ariyanayagam.K<sup>2</sup>

P.G. Student, Department of Industrial Safety, FX Engineering College, Tirunelveli India<sup>1</sup>

Associate Professor, Department of Mechanical, FX Engineering College, Tirunelveli, India<sup>2</sup>

**ABSTRACT :** Safety is considered a pinnacle priority due to its significance in safeguarding human lives and houses, especially in high-threat commercial sectors including aviation, oil and fuel, production, transportation, steel production, and mining industries. These industries are plagued by workplace accidents, illnesses, and fatalities due to the damaging work environments. As such, it's miles very essential to combine safety into each painting's method in any commercial surroundings just like first-class is built into products and services. It is crucial to establish and execute a powerful protection control device to save you the risks of irreversible accidents. This bankruptcy starts off evolved with a history to protection management in industrial engineering and a dialogue of the diverse problems of business protection management. It follows with an intensive description of existing and generally used protection overall performance decrement methods. Several case studies are used to explain the strategies and explore the critical application regions relevant to most industrial sectors.

## I. INTRODUCTION

Industrial work environments are regularly characterized with the aid of dynamic sources along with interactions among mobile device and pedestrian workers. The unsafe paintings surroundings characteristic of business facilities is obvious inside the excessive prices of workplace accidents and fatalities skilled frequently. These excessive-risk industries include construction, steel manufacturing, oil and gas, aviation, agriculture, forestry, fishing, and hunting, and so forth.

For example, the construction industry remains one of the maximum hazardous and unsafe industries with fatality and incidence rates notably higher than the all- enterprise common in many nations [1–4]. Incident facts suggest that construction workers have consistently incurred more fatal accidents than in other industries. Despite the efforts to enhance protection overall performance, the development sector keeps to account for disproportionate injury prices accounting for the maximum on-the-process deadly accidents. In America creation remains the maximum risky enterprise in phrases of the mixture range of fatalities [1]. Thus, revolutionary intervention strategies are being constantly explored by means of researchers and practitioners to beautify management controls as well as alter human behavior and work surroundings to improve production protection.

The ability to collect, examine and disseminate safety statistics the usage of a huge quantity of useful records from main signs can permit for unsafe occasion and conditions to be effectively mitigated and managed before a lagging indica- tor happens [11]. In this chapter, a historical past to safety control in industrial engineering is presented accompanied by way of a dialogue of the numerous problems of commercial protection management. The present and typically used safety overall performance measurement strategies are considerably described. Several case research are used to give an explanation for the techniques and explore the important application areas relevant to maximum business sectors.



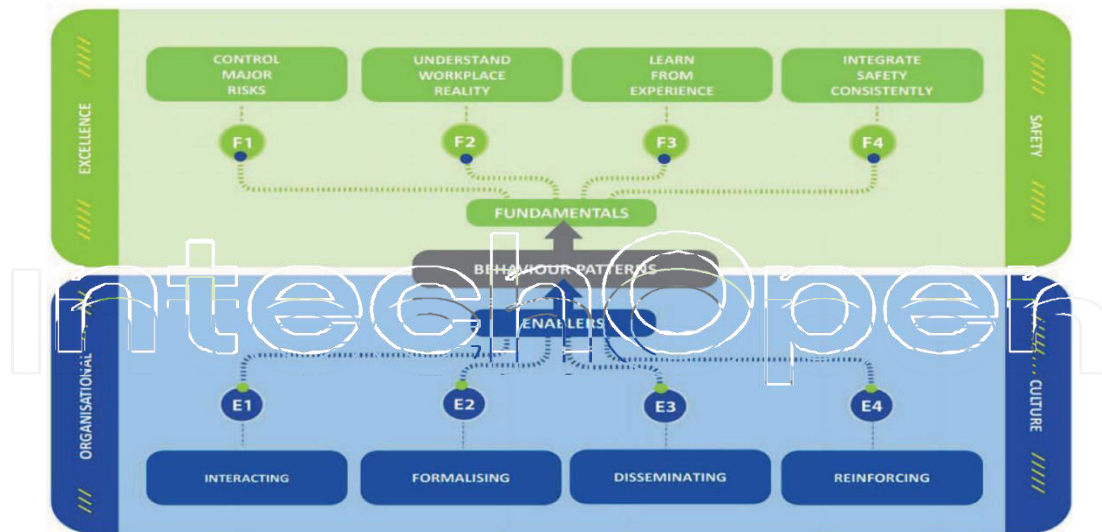
## II. SAFETY CULTURE

The safety way of life of an employer refers to the fabricated from person and group values, attitudes, perceptions, talents, and styles of behavior that decide the dedication to and the style and proficiency of an organization's protection and fitness control [13]. Safety lifestyle has been described in a variety of approaches and there's no preferred definition of safety way of life. This is in particular due to the fact a lifestyle of safety has various meanings in one-of-a-kind industries and people may additionally have

Reference	Definition of safety culture
[8]	Safety culture is thought to influence employees' attitudes and behavior in relation to an organization's ongoing health and safety performance [14]
[68]	The Safety Culture is made up of a collection of individual cultures and other subcultures within the environmental constraints and promotion of the organization [68]
[69]	Safety culture is defined as a set of prevailing indicators, beliefs, and values that the organization owns in safety [69]
[70]	Safety culture is a sub-facet of organizational culture, which is thought to affect members' attitudes and behavior in relation to an organization's ongoing health and safety performance [70]
[71]	Safety culture forms a subset of organizational culture relating specifically to the values and beliefs concerning health and safety within an organization [71]
[72]	Safety culture refers to shared attitudes, values, beliefs, and practices concerning safety and the necessity for effective controls [72]
[73]	<p>Safety culture is defined as: those aspects of the organizational culture which will impact on attitudes and behavior related to Strong protection way of life has a large impact on improving protection performance, reducing incidents, conducting a successful close to-pass over, and incident reporting in an agency. The growing importance of safety lifestyle to the industry is evidenced by using reviews, recommendations, publications, workshops, and conferences. According to the European Union Agency for Railways (ERA), "Safety lifestyle refers back to the interplay between the requirements of the Safety Management System (SMS), how humans make feel of them, based totally on their attitudes, values, and ideals, and what they virtually do,</p> <ul style="list-style-type: none"> <li>• Cultural enablers: those levers thru which an organizational subculture develops;</li> <li>• Behavior styles: those shared approaches of wondering and appearing which carry the organizational lifestyle;</li> <li>• Railway safety fundamentals: those center principles which should be pondered by way of behavior patterns to acquire sustainable safety overall performance and organizational excellence.</li> </ul>

**Figure1.**

*European Railway Safety Culture Model 2.0: Components.*



Within a effective protection culture, the business enterprise's formal management structures and leaders' casual control practices encourage, understand, and give a boost to secure behaviors, and create an environment in which employees feel liable for their safety and the safety of their friends [14]. The largest indicator of a controlment's dedication to protection is the investments made for safety consisting of discretionary protection funding [17]. Previous studies investigated the correlation among safety discretionary funding of construction organizations and their corresponding safety record [18].

### III. SAFETY PERFORMANCE MEASUREMENT

The primary aim of measuring safety performance in a piece environment is to intervene in an try to mitigate dangerous behaviors and conditions that could result in accidents. Various measures of safety performance were used for many years and that they have served a beneficial cause [20]. Generally, performance measurements can both be reactive or active tracking [10]. While reactive tracking method figuring out and reporting on incidents and studying from mistakes, active monitoring gives feedback on performance before an accident or incident happens [21].

In America, safety overall performance has historically been measured via metrics such as the Occupational Safety and Health Administration (OSHA) recordable damage charge (RIR); days away, restricted work, or switch (DART) damage charge; or the experience amendment score (EMR) on workers' reimbursement [20]. Past safety overall performance has been largely measured and driven by lagging signs (consisting injuries, ailments, and fatalities), but upgrades and enhancements of protection performance may be skilled thru implementing protection main indicators to degree worker protection performance [11]. Although lagging indicators will continue to be used, they've critical obstacles in relation to the prediction of the cur- lease and destiny safety overall performance of a project or paintings environment. This makes the need for main indicators of protection performance very important [20].

The time period "indicators" is used to mean observable measures that offer insights right into an idea this is tough to measure at once; a safety overall performance indicator is a means for measuring the changes





over the years at the level of protection as the result of actions taken [22]. An indicator is a measurable and operational variable that may be used to explain the situation of a broader phenomenon or element of fact. An indicator can be considered any degree (quantitative or qualitative) that seeks to provide facts on a difficulty of hobby [23]. Safety signs can play a key role in supplying records on organizational performance, motivating human beings to paintings on safety, and increasing the organizational capability for safety [24].

The important difference among main and lagging indicators lies in the sort of reaction that is elicited through them when the measures suggest that overall performance is not as favored. While in main indicators, the reaction is proactive in nature with the intent of making changes inside the protection procedure to keep away from accidents, with lagging signs, the reaction is reactive as a reaction is made after injuries have already befallen and the reaction is initiated to attempt to prevent the prevalence of similarly injuries [20]. Hence, the two categories of protection metrics are: (1) lagging signs (i.e., Metrics linked to the outcome of a harm or twist of fate); and (2) leading indicators (i.e. Metrics or measurements connected to preventive movements).

### 3.1-Lagging indicators:

Lagging signs are related to reactive tracking which entails identifying and reporting on incidents to check that controls in place are ok, to perceive weaknesses or gaps on top of things structures, and to analyze from errors [10]. They show whilst the favored protection outcome has failed, or whilst it has not been completed [25]. Since lagging signs may prompt response after an damage or a sequence of injuries have passed off, it have to be glaring that lagging signs of protection overall performance are primarily based on beyond safety performance outcomes [20]. Lagging signs do no longer offer similarly insights on the present protection conditions once an twist of fate has occurred due to the fact they do now not supply room for knowledgeable selection making primarily based on continuous information collection and evaluation [26]. The maximum usually used lagging signs are accident charge, lost workday accidents, medical case injuries, and revel in modification price (EMR), among others.

### 3.2- Leading Indicator:

Leading indicators are measurements of approaches, sports, and conditions that outline overall performance and can be expecting future outcomes [9]. A leading indicator is the end result of periodic measurements of particular protection overall performance. Leading indicators provide possibilities for protection managers to pick out regions of protection performance that need improvement before injuries or fatalities arise [27]. Leading signs degree the constructing blocks of the protection subculture of a project or corporation. When one or extra of these measures propose that a few components of the safety method is weak or weakening, interventions may be applied to improve the safety system and, thereby definitely effect the safety system earlier than any poor occurrences (injuries) are sustained [9]. The commonplace main signs utilized in commercial sectors are near miss reporting, mission control group safety process involvement, employee statement method, task website audits, home tasks program, prevent paintings authority, safety orientation and training, and so on. Leading indicators consist of both passive as well as active measures.

#### 3.2.1 Passive leading indicator

Passive main signs are those that provide an indication of the possibly protection performance to be found out inside a firm or on a undertaking. While they'll be particularly predictive on a macro scale, they're less powerful as being predictive on a quick-time period foundation. This implies that the method being monitored through passive leading signs cannot normally be altered in a short period of time [20]. Measures of passive signs are generally binary in that the business enterprise implements them or does no longer [28]. The maximum dependable records that passive signs provide when well analyzed and implemented is a simple qualitative measure of the expertise or capabilities base of personnel that is beneficial in implementing a comprehensive safety control machine [20].

### 3.2.2 Active leading signs:

Active main signs are the ones which are more challenge to trade in a short period. Active leading indicators can both be quantitative, but the measures can also be qualitative. Quantitative measures may be preferred as they are greater objective and may result in greater steady interpretation. Nonetheless, while no other manner are available, qualitative measures have to now not be prevented [20]. The leading signs of protection overall performance basically reveal what factors of the protection seasoned- gram are going properly and, if there are any weaknesses, these could be identified, and implementation of exchange can be initiated. Active indicators are generally continuous in that they occur at a frequency or are measures of first-rate of implementation [28]. Active leading signs constitute each a qualitative and quantitative measure of the actual implementation of the approaches inside a comprehensive protection control gadget [20].

## IV. SAFETY MANAGEMENT THROUGH HAZARD IDENTIFICATION

In high-chance industrial sectors, employees are continuously uncovered to numerous sorts of occupational risks due to the character in their paintings and situation of the work environment. The first step in accident prevention is the identity of dangers. The development of protection performance calls for the implementation of proactive employee danger identification and prevention applications. In many business sec- tors, the protection performance of employees is predominantly measured based in their capacity to proactively become aware of and respond to dangers within the work environment [29]. Hazards are associated with the fallacious launch of strength.

In production, as an example, workers are continuously uncovered to hazards which can be tough to measure due to the character of the paintings surroundings and the way construction duties are completed [21, 30]. Statistics indicate that fatalities and incidents quotes within the construction industry remain appreciably higher than the all-enterprise average in many countries. In the metallic production enterprise, employees continuously work in especially hazardous work environments characterized by way of constrained visibility, hazardous proximity situations between heavy device and pedestrian employees, and the dynamic nature of manufacturing tasks. The working situations typical of steel manufacturing environments encompass increased quantities of repetitive paintings responsibilities [34], expanded temperature [35], noisy surroundings [36] and an average rugged paintings surroundings [37].

### 4.1 Energy supply reputation

An harm takes place whenever power is launched from one or extra of these assets and transferred to the human frame. For example, a suspended load is a supply of gravity and motion as it has the capacity to fall and swing. If a employee is struck by using this suspended load, motion electricity will be transferred from the burden to the worker and absorbed with the aid of the employee's body, causing an damage. Other examples of energy assets in industrial work environments encompass radiation from welding, hot and bloodless gadgets and environments, compressed gasoline cylinders, unsafe substances, shifting and noisy gadget and vehicles, and objects and bodies at top [38].

Such hazards frequently stay in paintings environments as latent or stored electricity for extended durations with out inflicting any harm. However, the unexpected release or cause of these latent assets of stored energy can bring about dramatic damage and ailments.

Because of the importance of danger reputation, employers undertake numerous techniques to enhance danger reputation ranges. One of those techniques is the retrospective threat reputation method which is based on deducing or extrapolating knowledge won and instructions found out from beyond protection incidents (i.e. Accidents statistics) to new situations and initiatives [39, 40]. Despite those large improvements, there remains a dearth of research that investigates the scientific extension and practical application of hazard power inside occupational protection [41].



## V. SAFETY DATA COLLECTION, ANALYSIS, AND SHARING

A sturdy system of protection data series, analysis, and sharing will assist the enterprise to apprehend the root causes of an event, discover existing and capacity risks, and constantly enhancing present safety packages. Different international locations and industries have carried out a couple of reporting structures to accumulate, examine, and share information with the public. For instance, HSE has collected information on deadly injuries, nonfatal accidents, and sick health through the Labor Force Survey (LFS).

The nonfatal harm and ill health estimates from the LFS are based totally on averages over 3 years. The deadly accidents records are accumulated based on RIDDOR (the Reporting of Injuries, Diseases, and Dangerous Occurrences Regulations) reports. In the USA, the Occupational Safety and Health Administration (OSHA) inspects the place of work to ensure compliance with minimum safety standards. If OSHA compliance officials find any violations on a domain, they'll issue a citation and a penalty.

A agency that had greater than 10 personnel at any time over the last calendar year should preserve OSHA injury and infection information. If there's a severe coincidence at a process site wherein 3 or extra people are hospitalized or a person is killed, OSHA have to be notified. OSHA will then look at the coincidence.

### 5.1 Safety facts series

According to Section three, safety incident facts carries leading signs (e.g. Close to misses) and lagging indicators (injuries, ailments, fatalities). Near-leave out and incident reporting packages have been promoted and evolved across high-hazard industries [42]. OSHA requires employers to report all work-related fatalities and severe injuries in line with OSHA Regulations (Standards—29 CFR 1904):

- All employers are required to notify OSHA whilst an worker is killed on the process or suffers a piece-related hospitalization, amputation, or lack of a watch.
- A fatality should be stated inside 8 hours.
- An in-affected person hospitalization, amputation, or eye loss need to be stated inside 24 hours.

### 5.2 Safety data analysis

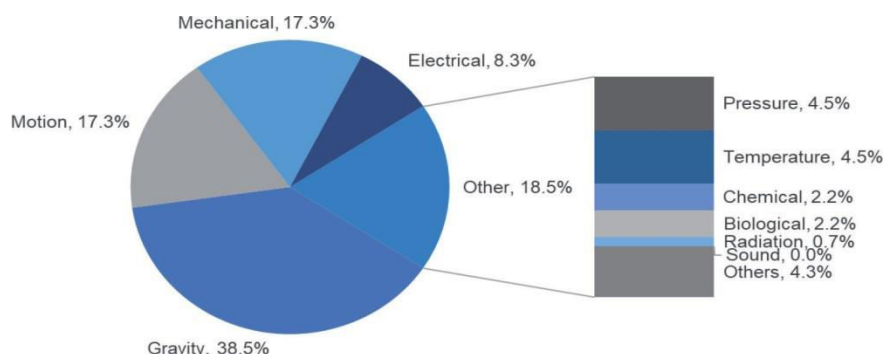
According to OSHA, the incidence fees represent the quantity of accidents and ailments in keeping with a hundred complete-time employees and are calculated as  $(N/EH) \times 200,000$ :

Where  $N$  = quantity of injuries and illnesses;  $EH$  = general hours worked through all personnel all through the calendar 12 months; 200,000 = base for one hundred equal full-time employees (running 40 hours in line with week, 50 weeks in keeping with yr.).

The US BLS Injuries, Illnesses, and Fatalities (IIF) software produces a huge range of facts approximately place of business accidents and ailments. These statistics are accrued and stated annually thru the Survey of Occupational Injuries and Illnesses (SOII) and the Census of Fatal Occupational Injuries (CFOI). Table 2 is the cutting-edge enterprise incidence prices (OSHA recordable case charges) from BLS.

#### 5.2.1 EMR (value of accidents)

An twist of fate cost generally includes direct and oblique expenses. The largest difference is if the costs can/can't be immediately attributed to the incident. The National Council on Compensation Insurance (NCCI)'s EMR is a metric to calculate workers' repayment coverage charges.



**Figure 4.**  
*Distribution of the energy sources [29].*

## VI. METHODOLOGY

The development of virtual reality (VR), augmented fact (AR), and combined fact (MR) have embedded employee schooling systems and turn out to be large fee- effective and more secure methods to educate people. The immersive VR/AR/MR environments within pc-generated simulations have additionally received reputation in protection training to identify the potential dangers in addition to educate transferring automobile opera- tors at the activity site. Hazardous creation eventualities can be simulated interactively with the operating environment, workers' behavior, high-hazard device, and running series [45]. Researchers additionally located that many VR/AR systems had been proved as green, usable, applicable, and accurate methods in chance identification, protection education, and schooling, and safety inspection [45].

Numerous research and business packages evidenced that safety and BIM integration can help in safety planning and execution of initiatives, for instance to computerized checking of construction fashions and schedules for preventing fall-related accidents; automatic scaffolding-associated safety risk identity [46], visualization [47], and prevention [48], blind spots identification and map- ping [49], path making plans [50], close to-omit data reporting and visualization [51], towel crane location optimization [52], etc.

### 6.1 Proximity detection gadgets

Many proximity avoidance structures had been evolved with the aid of making use of diverse technology, such as an ultrasonic-based totally sensor [53], radio-frequency identification (RFID) sensing era [54–56], radar [53, 57], GPS [58–59], and magnetic field mills [60], to prevent touch injuries, mainly for injuries due to being struck by system. Most of these technologies offer some shape of warning indicators to employees when they may be close to heavy equipment. These signals could be visual, vibratory, or audible warning alerts [61].

### 6.2 Wearable sensing gadgets

A wide range of wearable gadgets has been carried out across one-of-a-kind commercial sec- tors together with health care, manufacturing, mining, and athletics [62]. Some of those gadgets have confirmed to be very beneficial and useful to those industries and efforts are being made through both researchers and enterprise practitioners to enhance on these technologi- s and examine from their preliminary implementation [63]. The most extensive adoption and implementation of wearable gadgets have been in the healthcare industry for the continuous monitoring of a consumer's physiological reputation [65].

For instance, wearable gadgets are used within the healthcare sector by sufferers in my view to constantly reveal their physiological parameters and manage their fitness and nicely-being on a non-public basis, or furnish physicians



faraway get right of entry to to their health data and obtain personalized medical care [66]. For instance, sensors are incorporated into the helmets of National Football League (NFL) gamers to discover concussions and stressed out smart compression shirts are used to degree arm movement, and techniques are deployed to decide a pitcher's effectiveness in Major League Baseball (MLB).

## VII. CONCLUSIONS

This bankruptcy has discussed more than one enterprise safety-related subjects including protection lifestyle, hazard identification, safety leading and lagging indicators, safety information collection, analysis and sharing, and rising technology that can be embedded in protection control, education, and layout. Multiple case research and references were brought to explain the distinctive protection topics. Many more protection subjects were not/ in short discussed in this chapter but nonetheless very essential to realize, as an instance, protection laws and policies, layout for protection, protection interest evaluation, protection and productivity, heavy system management, occupational fitness infection-associated subjects, etc.

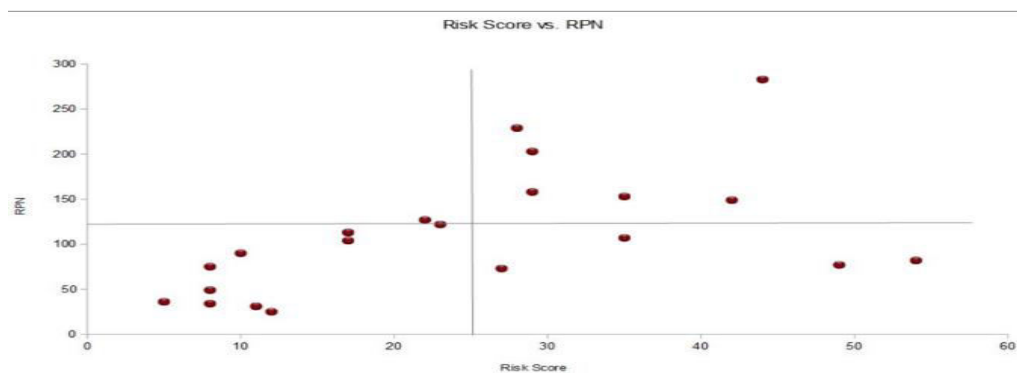


Fig. 4- Predicting Rate

## REFERENCES

1. Albara Mohamad Yazid Mustafa on 27 June 2018, Risk Assessment of Hazards Due to the Installation and Maintenance of Onshore Wind Turbines
2. Abdel Salam Alsabagh on May 2016, EFFECT OF ATMOSPHERIC ACCRETION
3. Afrooz Purarjomandlangrudi, Ghavamedd in Nourbakhsh, Mohammad Esmalifalak, Andy Tan Fault Detection in Wind Turbine Wind Engineering., First Published October 1, 2013.
4. Albara Mohamad Yazid Mustafa on 27 June 2018, Risk Assessment of Hazards Due to the Installation and Maintenance of Onshore Wind Turbines. RISK OF WORKERS SLIPPING, TRIPPING AND FALLING.
5. William K.G. Palmer Wind Turbine Public Safety Risk, Direct and Indirect Health. Published: Nov 02, 2018



**INNO SPACE**  
SJIF Scientific Journal Impact Factor  
**Impact Factor: 8.118**



**ISSN** INTERNATIONAL  
STANDARD  
SERIAL  
NUMBER  
**INDIA**



# INTERNATIONAL JOURNAL OF INNOVATIVE RESEARCH

IN SCIENCE | ENGINEERING | TECHNOLOGY

 **9940 572 462**  **6381 907 438**  **ijirset@gmail.com**



[www.ijirset.com](http://www.ijirset.com)

Scan to save the contact details