



e-ISSN: 2319-8753 | p-ISSN: 2347-6710

IJRSET

International Journal of Innovative Research in
SCIENCE | ENGINEERING | TECHNOLOGY

INTERNATIONAL JOURNAL OF INNOVATIVE RESEARCH

IN SCIENCE | ENGINEERING | TECHNOLOGY

Volume 11, Issue 6, June 2022

ISSN INTERNATIONAL
STANDARD
SERIAL
NUMBER
INDIA

Impact Factor: 8.118

 9940 572 462

 6381 907 438

 ijirset@gmail.com

 www.ijirset.com

Fabric Defect Detection Using Machine Learning

Sahana V¹, Dr. Harish B.G²

PG Student, Dept. of Master of Computer Applications, University B.D.T College of Engineering, Davanagere, India

Assistant Professor, Dept. of Master of Computer Applications, University B.D.T College of Engineering,
Davanagere, India

ABSTRACT: Fabric illness detection is a difficult project due to the variety in texture and form of material defects. A powerful illness detection device allows producers to enhance the high-satisfactory of approaches and products. A powerful illness detection device allows producers to enhance the best of approaches and products. Automation throughout the fabric production structures could lessen material wastage and boost effectiveness through saving fee and resources. There are error-free cutting-edgeresearch on computerizedcontamination detection systems using picture processing and device mastering techniques. These approaches differ from each other based on the making processes and defect types. Researchers have also been able to initiate real-time defect detection system during weaving. Despite the fact that, there was studies on patterned material disorder detection, those defects are analogous with weaving faults which include holes, and bend out of shape and weft defects. But, there has now no longer been any studies this is outlined to hit upon defects that spring up throughout together with patch and print discrepancy. The present book work has contented this hole through growing a stamp cloth catalogue and impose deep Convolutional Neural Network (CNN).

I. INTRODUCTION

Inefficacy in commercial system are big-budget in phrases of time, cash and patronfulfilment. The global financial compulsion have firmly led mercantile enterpriset to invite greater of itself to be able to turn out to be greater fierce. As a result, intelligent visual inspection systems to certify high quality of products in manufacturing lines are in greater demand. The inflated materials for many of the finished consumer products are accessible in the form of web substance. Commercial internet substances withdraw numerous bureaucracy however in that respect an outstanding similitude in robotization necessities for visible probe of those substances. As shown in fig1, Robotization problems for web survey falls into two general categories based on the types of web materials. The first class of circulation are coupled to unfluctuating net substances including metals, film, paper, etc.

II. LITERATURE REVIEW

There were 4 contemplate of the Automated Visual Inspection (AVI): in 1982 via way of means of Chin And Harlow, in 1988 with the aid of using Chin, in 1995 with the aid of using Newman and Jain and Thomas et al. However, to my apprehension, there has not been any literature survey staunch to the material deficiency perception. The foregoing AVI surveys could not be a centre of attention on the scrutiny of fabric defects, due to their outspread description on inspection problem. Some of those convenient survey has covered a quick subdivision which converse about approximately the cloth disorder discernment policy in six references. This review paper handed over has preclude fabric check mainly due to their coverage on range of AVI methodology for other industrial products. Furthermore, there have been some key developments in AVI method for fabric defects in last 10 years. Besides, due to swiftly decreasing cost of sensing and computing power, Many new algorithms have been suggested for the fabric inspection. The fabric defect detection techniques are not limited to the images acquired from digital camera; Sheen et al have introduced an ultrasonic imaging system for textile web inspection, illustrates the use of reflected infrared periodicity while the fabric inspection using the comprehension based system to trace fabric defects have been

proposed.

The literature for material illness detection the use of virtual imaging is quite vast. The relevant papers appear in journals and conferences related to computer vision, textile, industry applications, and pattern recognition. The algorithms for the defect detection used in some commercial available systems have not been reported in the literature due to the cognitive property constraints. Therefore the focus of this review paper is on the theoretical algorithms evolved for the fabric inspection rather than actual inspection systems. However, only few fabric inspection systems, although very exorbitant, are currently available in the market and some of these are condensed.

III. STATISTICAL APPROACHES

The aim of disorder detection is to split inspection picture into the statistical behavior. An important premise in this process of defect free areas are halted, and those areas to step up over a fundamental part of inspection images. The pure-statistical approaches form the majority of work presented in the publications. The ailment detection approaches using texture functions drawn out from topological dimension, first-order statistics, move correlation, part detection, morphological operations, coincide matrix, eigen filters, rank-order functions, and many local linear transforms have been classified into this class. A brief introduction of each of these methods is now conferred.

DEFECT DETECTION USING BI-LEVEL THRESHOLDING

One of the techniques to come across over abundance evaluation defects is to immediately use grey stage thresholding. The presence of surplus evaluation illness reasons for the acquired sign to upgrade or fall momentarily, and the resultant peak or the trench can be detected by thresholding. Norton-Wayne *et al.* have used this idea to detect fabric defects on the textile web moving at the momentum of one meter per second.

DEFECT DETECTION USING GRAY LEVEL STATISTICS

Independent classifications of image pixels, is likely to perform badly after thresholding locally there may now no longer be enough data to make correct choice at the low evaluation defects. Consequently, most defect detection algorithms inflict some form of flatness either completely or specifically before the thresholding. Zhang and Bresee have done this by dividing the inspection images into erratic blocks and classifying these blocks into defect or defect free class using their first order gray level statistics.

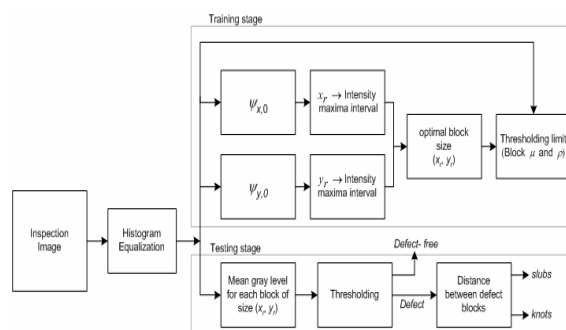


Figure 3 : Defect detection based on statistical block processing.

DEFECT DETECTION USING EIGEN FILTERS

The information content of defect free fabric image can also be taken out by inscribing the disparity. In a group of macro home windows in the image, unprejudiced of any retribution of its texture. Unser and Ade use this within reach records to erect eigen filters for disorder detection in textured materials. Monadjemi has led to the belief of the usage of structurally harmonize with eigen filters, which are generated by revolving, contradiction and simulating, for textured defect detection. Another technique with mannered defects that makes use of eigen values as essential quality vector and Neyman-Pearson examine for illness contention is outlined. The Eigendissipate primarily based techniques are advantageous in mounting apart subgraphs linear dependencies, as an alternative for higher-order dependencies,

among photo pixels.

DEFECT DETECTION USING NEURAL NETWORKS

Neural networks are most of the delicate extractor used for liability detection because of their vital statistics nature and eventually to explain complicated selection regions. The problem of fabric defect segmentation using Feed-Forward neural Networks (FFN) has been explored. A low-price answer for material illness detection is the usage of linear neural networks has additionally been featured. Recently, Hung and Chen have used behind proliferation neural network, with the mystifying technique, to attain the classification of eight different kinds of fabric defects along with the defect-free fabric. A compact fabric inspection system using neural network is sketched. But it is not decently detailed. A framework for real time visual inspection using the self-organizing map based classifier with a log-likelihood heterogeneity measure is awarded.

SPECTRAL APPROACHES

Many of the unfamiliar situation is not a low-stage statistical course of action which include part detection damage down for numerous cloth defects that seem as dispersed depth adaptation. It is consequently censorious to traverse other solidly built and logical computer vision approaches for fabric defect detection. Uniform textured images are comprised of replication of some basic texture primordial with a stochastic rule of deportation. The immoderate diploma of revolution of simple texture primitives, which include yarns in case of fabric cloth, lets in the use of spectral competency for the detection of defects.

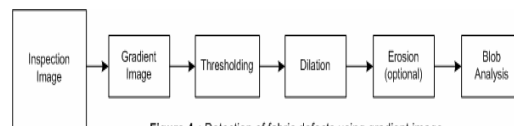


Figure 4 : Detection of fabric defects using gradient image.

Thus, IDFT protects only local anomalies if they appear on the original gray-level images, and eliminates all the homogenous and directional textures of the original images. The DFT primarily build on total procedures are not powerful in the cloth snap shots wherein the frequency components associated with the equivalent and defective images are highly mixed together in Fourier domain. It is on the account of the issue in operating the frequency components associated with homogenous regions without affecting the corresponding components associated with the defective regions.

DEFECT DETECTION USING GABOR FILTERS

The fruitfulness of wft primarily build up on the total strategies demonstrated collective evaluation of finished pics in spacial and abundant domains. As a result first capabilities specially constitute frequency contentment material of confined areas within side spatial area captive eye of more testers. This capabilities may taken from looking photographs with aid of using constrained spatial checkup. 2D Gabor filters is suitable to spatial filtering in number of perception, these are proportional, pointed and fundamental frequency bandwidths tunable middle frequencies that gain top of the line joint decision in spatial and frequency sector. The variable of Gabor clear out may particularly raised to differentiate recognized class of faults. Such subdivision of cloth flaws the use of high quality or top of the line Gabor clear out has seen demonstrated.

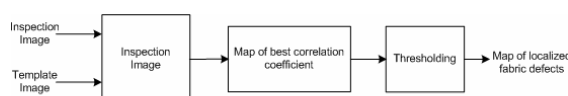


Figure 5 : Fabric defect detection using Cross-correlation function.

MODEL BASED APPROACHES

The measurement and intention of neighborhood flaws produced at fabric net changes arbitrarily. Hence common web

checking structure with the help of bank of evenness and unevenness. Gabor filters are comprehensive individually. Real a part of Gabor clear out are proven of behaving as a blob identifier.

REPLICA ROOTED PERSPECTIVE:

Appearance is normally seen as complicated illustrated sample and may be described with the aid of using random specifically or destined model. Although the actual quality which include fabrics are frequently blended with stochastic process, and textured photos may be seen as actualization or models from parametric probability distribution on image space. The benefits in this replica is it is able to create a textures which is healthy the found appearance . The illness identifier hassle may dealt with as a statistical theory trying out hassle at the records derived from this copy

PROBLEM FINDING USING POISSONS PROTOTYPE:

The stochastic fashions of a number of unsymmetrical consistency substance which can be created based on withinsideentropy is promy based totally on character of producing procedure. A sample of these materials is fibrous, Non-woven product produced by malt blowing polypropylene resin and used for air fabrication.

Brazakovic had scrutinized trouble of disorder spotting in hapazard textured plain .writer in comparison have taught that variance in conceptual model and real measurements from fault free photos is less than 10%. Hence a statistical speculation trial in these measurements can be used to identify fault fabric defects.

ERROR IDENTIFICATION BY MODEL BASED CONGREGATION:

The issue of finding probable cluster in data set image is reappearing one with a prolonged antiquity.Campbell et al taken help of model based clustering to recognise fairly faint aligned defects in jeans clothes .in sequence to analyse the proof for the existance of problems. Bayesian information criteria (BIC) is used. The authors in comparison had taken help of used chain of processing function.

IV. CONCLUSION

This evaluate paper supplied look over at materialdisorderidentifying manner mentionedapproximatelyone hundred fifty references. These to be hadstrategieshad beenlabeled into 3types: Statistical, Spectral and Model-based. The middlethoughtsof those methodologies in conjunction withdisadvantages had beenmentionedeach time known. However, because ofthe dearth of uniformity withinside thephoto dataset, overall performanceassessment and thecharacter of intended application, this is not judicious to say the fine accessible technique.Hence in the Section 5, this assessment paper triedto categorizea number of suggestionstechniquethe use of the relevant decisionhiredphotos, i.e. small, average, large and their computational problem. The choice of picturedecision for fabricinternetobservation is essentiallydecided from themto be had computational electricity and anticipatedexecution. High-decision inspection photoswould want greater computing electricity for look into completewidnessof internethoweverideal to come acrossdiffusedflowsthat disoriented because of associated work on examination of fabric web, i.e. yarns spacing, effect identification, fault categorizing etc., has been widelyruled out from this study. There has not any proceeding overview on the cloth problem identification process and the overall valuation up to the next half of 2004 handout in this study will be helpful in involving and analyzing recently developed proposition

REFERENCES

1. Kumar, Automated defect defection in textured materials, Ph.D. Thesis, Department of Electrical & Electronic Engineering, The University of Hong Kong, May2001.
2. Ryan G. Rosandich, *Intelligent Visual Inspection*, Chapman & Hall, London (U.K.),1997
3. T. S. Newman and A. K. Jain, "A survey of automated visual inspection," *Comput. Vis. Image Under.*, vol. 61, no. 2, pp. 231-262,1995.
4. D.-M. Tsai, and Y.-H. Tsai, "Defect detection in textured materials using color ring-projection correlation,"

Machine Vision & Appl., vol. 13, pp. 194-200,2003

5. Kumar, "Neural network based detection of local textile defects," *Pattern Recognition*, vol. 36, pp. 1645-1659,2003.
6. D. Chetverikov and A. Henbury, "Finding defects in texture using regularity and local orientation," *Pattern Recognition*, vol. 35, pp. 2165-2180,2002.
7. H. Kauppinen, "A two stage defect recognition method for parquet slab grading," *Proc. IEEE Conf. Pattern Recognition*, Barcelona (Spain), vol. 4, pp. 803-806,2000.
8. C.-C. Hung and I.-C. Chen, "Neural-Fuzzy classification for fabric defects," *Text. Res. J.*, vol. 71(3), pp.220-224, (2001).
9. T.Mäenpää,M.Turtinen,andM.Pietikäinen,"Real-timesurfaceinspectionbytexture,"*Real-TimeImaging*,vol.9, pp. 289-296,2003
10. B.N.NickolayandH.Schmalfuß,"Automaticfabricinspection–utopiaorreality?,"*MellindTextilberichte*,vol.73, pp. 33-37,1993.



INNO SPACE
SJIF Scientific Journal Impact Factor
Impact Factor: 8.118



ISSN INTERNATIONAL
STANDARD
SERIAL
NUMBER
INDIA



INTERNATIONAL JOURNAL OF INNOVATIVE RESEARCH

IN SCIENCE | ENGINEERING | TECHNOLOGY

 **9940 572 462**  **6381 907 438**  **ijirset@gmail.com**



www.ijirset.com

Scan to save the contact details