



e-ISSN: 2319-8753 | p-ISSN: 2347-6710

IJRSET

International Journal of Innovative Research in
SCIENCE | ENGINEERING | TECHNOLOGY

INTERNATIONAL JOURNAL OF INNOVATIVE RESEARCH

IN SCIENCE | ENGINEERING | TECHNOLOGY

Volume 11, Issue 6, June 2022

ISSN INTERNATIONAL
STANDARD
SERIAL
NUMBER
INDIA

Impact Factor: 8.118

9940 572 462

6381 907 438

ijirset@gmail.com

www.ijirset.com

Fire Evaluation of Reinforced Concrete Frames by Software

Shubham Kotangale¹, Prof. Jahesh Sharma²

Research Scholar, Department of Civil Engineering, G.H. Rasoni Institute of Engineering and Technology,

Nagpur, India¹

Assistant Professor, Department of Civil Engineering, G.H. Rasoni Institute of Engineering and Technology,

Nagpur, India²

ABSTRACT: The structural stability of reinforced concrete buildings exposed to fire is gaining a significant role in the design process, as users and authorities are increasingly demanding for fire safety solutions. The application of advanced calculation methods constitutes the most accurate numerical procedure to trace the global behaviour of a reinforced concrete structure during the course of the fire, until collapse is achieved. In this work, a reinforced concrete frame subjected to different fire scenarios is investigated applying a Finite Element Code capable of simulating both materials strength deterioration due to temperature and fire induced effects. It is known that the application of advanced calculation methods demands a great deal of expertise, usually not part of structural engineers training. For this reason, fire safety assessment is often performed by means of simplified cross-sectional calculation methods based in single element verifications, where in accordance to the current version of Eurocode 2, it is possible to neglect fire induced effects. In this work, a comparison between the results obtained with advanced calculation methods and the application of simplified methods, indicates that applying the last methods ignoring the increase of internal forces may lead to non-conservative results. A simplified procedure for shear failure assessment of reinforced concrete elements at elevated temperatures is proposed. Applying this procedure it is pointed out that shear may become a critical factor in the frame's columns fire resistance, due to the imposed beams thermal elongation. The inclusion of short-columns in reinforced concrete frames originates high risk situations related to shear and bending failure during fire exposure.

KEYWORDS: Reinforced concrete, structural fire engineering, advanced calculation method, global behaviour, thermal elongation effects, shear failure at elevated temperatures..

I. INTRODUCTION

Since the time its most punctual applications, supported cement has been utilized as the principle development material around the world. From extensions and curve dams to passages and high rises, it has permitted humanity to shape the substance of the earth, particularly on the grounds that, among the wide range of various development materials, supported concrete outstands for its solidarity, strength and cost-viability. Other than that, the utilization of this material empowers the development of unpredictable and confounded shapes, either as cast-in situ or on the other hand pre-projected cement, making it the proper primary constituent for current structures, progressively moving towards feel concerns and reconciliation with the encompassing constructed climate prerequisites.

The investigation and plan of built up substantial stands in over one century of acquired insight, concerning gravity loads, wind, snow and seismic activities. Along these lines, the current codes of practice and principles can furnish underlying specialists with the instruments for the plan of cement components with respect to the previously mentioned stacks and considering an exhibition based methodology, implying that the heaps which substantial components are relied upon to withstand rely upon the evaluation seriousness level, and are identified with the level of harm satisfactory as far as possible state in examination. In other words, the underlying model depends on likelihood hazard examination to assess loads and activities at distinctive seriousness levels.

Notwithstanding this, an alternate situation has been seen in the advancement of codes and norms worried about the conduct of substantial components presented to fire. In spite of the fact that fire addresses one of the most extreme natural conditions to which structures might be oppressed in the course of their life, the worldwide wellbeing of built up substantial constructions with respect to fire situations has consistently been disregarded or underestimated.

Underlying fire designing (SFE) can be considered as a constituent of a general multi-discipline way to deal with decide wellbeing for structures exposed to fire, in which primary security is accomplished by giving fire security

(dynamic and additionally inactive). This multi-discipline approach is normally alluded to as Fire Safety Engineering (FSE). In spite of the fact that there are a few definitions to FSE, it very well may be acceptably characterized as (...) “the use of logical and designing standards with the impacts of fire to decrease the death toll and harm to property by measuring the dangers and risks involved and give an ideal answer for the use of preventive and defensive measures” (...). Further nitty gritty data about FSE can be found in references.



Fig.1. – The Windsor Tower’s fire, Madrid (2005): a) full developed fire, b) post-fire damaged structure .

II. LITERATURE REVIEW

Rajeeva and Tesfamariam (2012) Fragility based seismic weakness of structures with thought of delicate - story (SS) and nature of development (CQ) was exhibited on three, five, and nine story RC building outlines planned before 1970s. Probabilistic seismic interest model (PSDM) for those gravity load planned structures was created, utilizing non-straight limited component investigation, thinking about the communications among SS and CQ. The reaction surface technique is utilized to build up a prescient condition for PSDM boundaries as an element of SS and CQ. Aftereffect of the investigation shows the affectability of the model boundary to the association of SS and CQ.

Sarkar et al. (2010) proposed another strategy for measuring inconsistency in vertically sporadic structure outlines, representing dynamic attributes (mass and firmness). The remarkable ends were as per the following:

- (1) A proportion of vertical inconsistency, reasonable for ventured structures, called regularity list, is proposed, representing the adjustments in mass and firmness along the tallness of the structure.
- (2) An observational equation is proposed to compute the crucial timespan of ventured working, as a component of consistency record.

Karavasilis et al. (2008) studied the inelastic seismic reaction of plane steel second opposing casings with vertical mass abnormality. The investigation of the made reaction databank demonstrated that the quantity of stories, proportion of solidarity of pillar and segment and the area of the heavier mass impact the tallness astute appropriation and plentifulness of inelastic misshaping requests, while the reaction doesn't appear to be influenced by the mass proportion. Athanassiadou (2008) reasoned that the impact of the flexibility class on the expense of structures is insignificant, while execution of all sporadic casings exposed to tremor has all the earmarks of being similarly agreeable, not mediocre compared to that of the ordinary ones, in any event, for double the plan quake powers. DCM outlines were discovered to be more grounded and less bendable than the comparing DCH ones. The over quality of the unpredictable edges was discovered to be like that of the standard ones, while DCH outlines were found to arrange higher over quality than DCM ones. Weakling investigation appeared to belittle the reaction amounts in the upper floors of the sporadic casings.

Lee and Ko (2007) oppressed three 1:12 scale 17-story RC divider building models having various kinds of abnormality at the last two stories to similar arrangement of recreated tremor excitations to watch their seismic reaction attributes. The principal model had an even second opposing casing (Model 1), the second had an infilled shear divider in the focal casing (Model 2), and the third had an infilled shear divider in just one of the outside edges (Model 3) at the last two stories. The aggregate sums of vitality retention by harm are comparable paying little heed to the presence and area of the infilled shear divider. The biggest vitality ingestion was expected to toppling, trailed by the shear distortion.

III. METHODOLOGY

Brief software description

The thermo-mechanical investigation of built up substantial edges presented to fire introduced in this work has been performed with the product SAFIR [38]. SAFIR is a non-straight material and mathematical limited component program, created in the University of Lige, expected to the examination of constructions at both raised and surrounding

temperatures. As some other limited component program, the design is divided into various discrete parts, called limited components, associated by hubs. Further learning about this investigation strategy. SAFIR incorporates distinctive limited component types, fit for obliging a few underlying admirations. These components are the 2-D (two-dimensional) Beam component, three dimensional (three dimensional) Beam component, Truss component and the Shell component. There are additionally the 2-D and three dimensional

Strong components identified with the warm examination. In this work just the 2-D Beam component has been utilized to demonstrate the casings, and thusly, simply this sort of component is definite in the accompanying text.

The primary fire estimation with SAFIR is made out of two principle steps: the warm and the mechanical investigation. This program likewise has a torsional investigation module, with respect to the estimation of three dimensional Beam components having cross-segments exposed to twisting, where the torsional firmness and cross-segments twisting capacity not really set in stone. This ability is more identified with the investigation of steelwork constructions, and accordingly, it isn't additionally uncovered in this work.

The principal activity connected by SAFIR is the warm examination, expecting to the assessment of the temperature circulation in the design during the entire fire span. At the point when the temperature dispersion is known, then, at that point, the mechanical investigation module is performed, computing the conduct of the construction exposed to mechanical loads, warm activities and thinking about the materials properties changes because of temperature development. Albeit warm and mechanical examination is associated, they are by and by, performed independently and in this manner [38]. This presents a few ramifications, such as the way that warm investigation profoundly impacts the mechanical conduct, yet the mechanical investigation doesn't adjust the warm one (for example, the breaking of cement isn't considered in the warm investigation, which isn't accurate, as breaking advances a variety in the warm conductivity through substantial material). A significant element about the utilization of SAFIR is that the kind of warm investigation relies upon the mechanical examination to be performed. On the off chance that 2-D (or even three dimensional) Beam component is utilized for mechanical purposes, a 2-D warm investigation is acted to acquire the temperature dissemination inside the pillars cross-area. A disadvantage in this methodology is found in the reality that no hotness transition is considered along the components longitudinal hub, i.e., heat move is respected just inside cross-areas space. For the most part, as temperature advancement during the fire term is thought about uniform inside the fire compartment, this impediment isn't especially significant in light of the fact that the temperature openness is something similar for every primary component. In the other hand, when non-uniform fire situations are examined, dismissing heat transitions along the pivot might prompt wrong outcomes. This might be weakened by crediting distinctive cross-segment temperature narratives to the various components. In Figure 3.1 a schematic portrayal of the SAFIRs computation strategy is outlined.

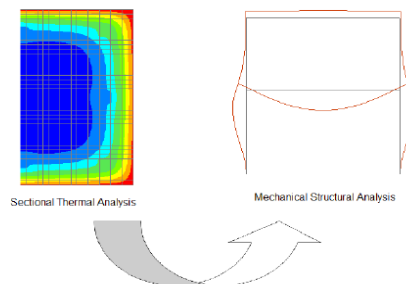


Fig.1. – Steps of SAFIR’s calculation procedure.

IV. RESULT AND DISCUSSION

The fire situations considered to follow up on the supported substantial casing in examination are situated in the ISO 843 standard fire bend [36] addressing the development of the compartment gas temperature, implying that the data included in Figure 3.13 remaining parts legitimate to the examinations performed in the future. Disregarding this, during this section, the area of the compartments in fire is changed from one fire situation to another.

The principal gathering of fire situations investigated are planned to cover the conduct of the primary framework at the point when it is presented to entire floor concurrent flames. As in the past section, the segments restricting the fire compartments are viewed as uncovered along the whole edge, while the bars are conceded uncovered in their base and sidelong surfaces. Table 4.1 sums up the attributes of these fire situations just as the time needed to the casings breakdown to be accomplished. It should be alluded that fire situation 1 has effectively been examined in part 3, being referenced here again with examination purposes.



Table 1 – Whole floor fire scenarios characteristics.

Fire Scenario	Compartments in fire	Time to failure (min)
1	I, II, III, IV, V, VI	128
2	I, II, III	32
3	IV, V, VI	122

Whole floor fire scenarios

The fire situations considered in this sub-area are the ones where the entire floor is exposed to fire counting the instance of two story fire (i.e., fire situations 1, 2 and 3). As it has been recently closed in Chapter 3, for the casing in investigation exposed to an entire floor fire situation, the conduct during the course of the fire is fundamentally portrayed by the development of stresses and removals at the external sections. Thus, the examination will be performed in regards to these segments.

In Figure 4.1 the float at the highest point of segment 4 (the external segment of the principal floor) acquired in situation 1, 2 and 3 is plotted. The float recorded during situation 3 is obviously not critical, as for this situation the radiates at the main floor are not exposed to any warm activity.

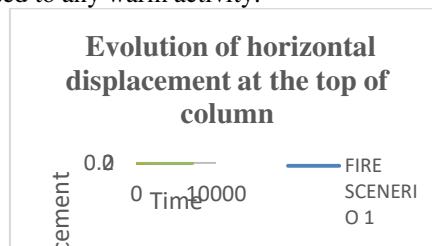


Fig.2 – Evolution of horizontal displacement at the top of column 4.

The advancement of shear power at the highest point of segment 4 is displayed in Figure 4.3. The significance of this work will be reviewed ahead in Chapter 5.

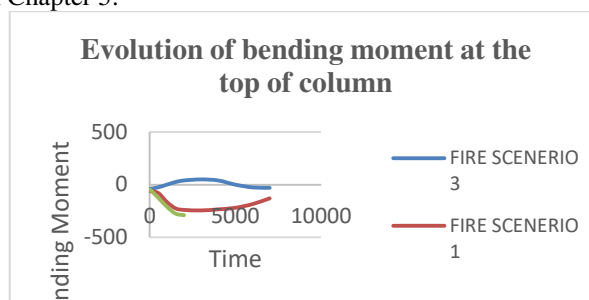


Fig.3 – Evolution of bending moment at the top of column 4.

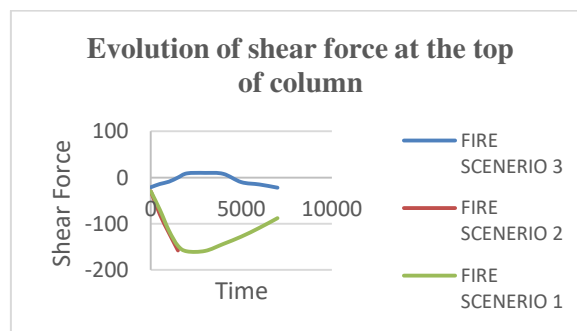


Fig.4 – Evolution of shear force at the top of column 4.

To simplify the comprehension of the distinctive primary practices got with respect to these three entire floor fire situations, in Figure 4.4 is shown a schematic portrayal of the twisting second chart acquired in the three situations following 30 minutes of fire openness, i.e., right away before the casings breakdown in situation 2 (relating to the last merged time step in SAFIR as to 2).

Single compartment fire scenarios

Figures 4.6 and 4.7 present the advancement of the level float at the top of section 4 and 8, individually, with respect to the single compartment fire situations just as the situations containing the entire floor in fire with relative purposes.

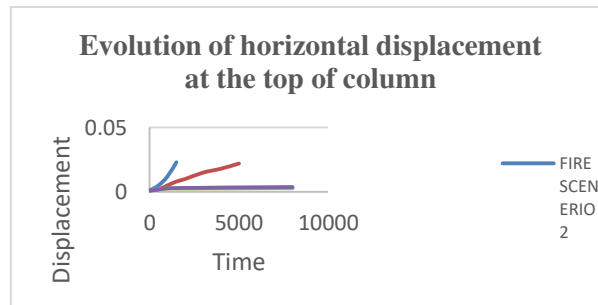


Fig.4.6 – Evolution of horizontal displacement at the top of column 4.

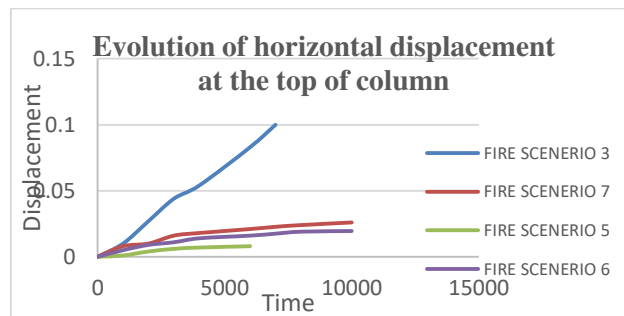


Fig.4.7 – Evolution of horizontal displacement at the top of column 8.

True to form, the floats at the highest point of sections 4 and 8 are more noteworthy in situations 2 and 3 separately, where a more prominent warm prolongation is forced by each floor. Regarding the floats recorded in the single compartment fire situations, it is noticed a more prominent removal in the situations where the focal compartment is presented to fire, on the grounds that in these cases there are less components forcing a restriction the shaft warm prolongation toward the external segments..

V. CONCLUSION

- The impacts of shear disappointment are more noticeable when the edge involves a short section, since this component has an extraordinary firmness when contrasted with the typical length sections, in this manner getting the most noteworthy measure of shear when even activities follow up on the design. Besides, the presence of a short-segment has substantiated itself to introduce a deteriorative impact likewise when just bowing second and pivotal power are thought of, as it has been represented by the way that in section 5 the casings containing a short-segment showed a lesser season of fire perseverance than the time beforehand when no section of this sort was added to the construction.
- One more end removed from this work is identified with the impacts of shear on the wellbeing of built up substantial constructions presented to fire. Albeit the EN 1992 1-2 demonstrates that shear disappointment is extraordinary in fire circumstances, the worked on methodology here created situated in the very proposals given in the EN 1992 1-2 has shown a critical number of circumstances where shear disappointment might prompt a prior primary breakdown than it is yield by the high level model. Obviously the methodology here proposed is as yet in its soonest phases of improvement, accordingly the outcomes got will not be perceived as conclusive ones. Regardless of this, the outcomes will essentially bring to conversation assuming ignoring shear is a sensible methodology in primary fire wellbeing appraisal of supported cement structures.



Future Work

- The second conceivable improvement to this work depends in the use of various fire models, particularly regular fire recreations. Assuming regular flames are investigated, the outcomes would be stretched out to additional sensible fire situations, in this way raising the level of their legitimacy in the extent of the exhibition based way to deal with fire examination. Obviously this might be conceivable when proper cement constitutive models opened up inside the PC codes, empowering the right recreation of built up substantial individuals during the cooling period of the fire.
- One more move up to the examinations here performed would be found in the fire investigation thinking about 3D structures. Just with a 3D examination it is feasible to consider the entire primary conduct including the pieces film activity. As this layer activity includes the improvement of impressive powers in the pieces plane (malleable or compressive), these powers are limited by the shafts, and through them, by the sections. This might bring about a difference in the anxieties introduced in the segments and increment even more the disparity of the imperviousness to fire acquired with the high level technique and the improved on one (that disregards fire instigated impacts).

REFERENCES

- [1] Beitel, J., Iwankiw, N., Analysis of Needs and Existing Capabilities for Full-Scale Fire resistance testing, National Institute of Standards and Technology NIST GCR 02-843, 2002.
- [2] Fletcher, I., Borg, A., Hitchen, N., Welch, S., Performance of concrete in fire: a review of the state of the art, with a case study of the Windsor tower fire, in Proceedings of the fourth international workshop Structures in Fire. 2006: Aveiro. p. 779-790.
- [3] European committee for standardisation, Design of concrete structures: General rules: -Structural Fire Design, EN 1992-1-2, Eurocode 2, Part 1-2: Brussels, 2004.
- [4] Purkiss, J.A., Fire Safety Engineering - Design of Structures. Second ed. 2007, Oxford: Butterworth-Heinemann.
- [5] Coelho, A.L., Segurança contra incêndio em edifícios de habitação 0008. 1998, Amadora: Edições Orion.
- [6] Hasofer, A.M., Beck, V.R., Bennetts, I.D., Risk Analysis in Building Fire Safety Engineering. First ed. 2007, Oxford: Butterworth-Heinemann.
- [7] Lataille, J.I., Fire Protection Engineering in Building Design. 2003, Burlington: Butterworth-Heinemann. Office of the Deputy Prime Minister, The Building Regulations 2000. Amendments 2002 to Approved Document B. 2002: ODPM, London.
- [8] Khoury, G.A., Fire and Concrete: From Materials Behaviour to Application, in Proceeding of the International workshop "Fire Design of Concrete Structures - From Materials Modelling to Structural Performance". 2007: Coimbra. p. 3-24
- [9] Fletcher, I.A., Welch, S., Torero, J.L., Carvel, R.O., Usmani, A., The Behaviour of Concrete structures in fire. Journal of Thermal Science. 2007. 11(2): p. 37-52. Gabriel Alexander, K., Effect of fire on concrete and concrete structures. Progress in Structural Engineering and Materials, 2000: p. 429-447.
- [10] Lennon, T., The need for large-scale fire tests, in Proceedings of the International workshop "Fire Design of Concrete Structures - From Materials Modelling to Structural Performance". 2007: Coimbra. p. 541-549.
- [11] Gonçalves, M.J.C.R., Fire Behaviour of Structural Concrete Elements - Numerical Analysis and Methodology (in Portuguese), Ph.D thesis. 2007 University of Porto.
- [12] Rigberth, J., Simplified Design of Fire Exposed Concrete Beams and Columns - An evaluation of Eurocode and Swedish Building Code Against Advanced Computer Models. Department of Fire Safety Engineering, Report 5063, Lund, Sweden, 2002.



INNO SPACE
SJIF Scientific Journal Impact Factor
Impact Factor: 8.118



ISSN INTERNATIONAL
STANDARD
SERIAL
NUMBER
INDIA



INTERNATIONAL JOURNAL OF INNOVATIVE RESEARCH

IN SCIENCE | ENGINEERING | TECHNOLOGY

 **9940 572 462**  **6381 907 438**  **ijirset@gmail.com**



www.ijirset.com

Scan to save the contact details