



e-ISSN: 2319-8753 | p-ISSN: 2320-6710

IJRSET

International Journal of Innovative Research in
SCIENCE | ENGINEERING | TECHNOLOGY

INTERNATIONAL JOURNAL OF INNOVATIVE RESEARCH

IN SCIENCE | ENGINEERING | TECHNOLOGY

Volume 11, Issue 5, May 2022

ISSN INTERNATIONAL
STANDARD
SERIAL
NUMBER
INDIA

Impact Factor: 8.118

9940 572 462

6381 907 438

ijirset@gmail.com

www.ijirset.com



A Survey on Color Detection Using Machine Learning for Processing, Capturing and Comparing Images

Ms.Pranita Shivaji Ghule¹, Maheswari Devidas Sonune², Sarita T. Sawale³

U.G. Student, Department of Information Technology, Anuradha Engineering College, Chikhli, India¹

U.G. Student, Department of Information Technology, Anuradha Engineering College, Chikhli, India²

Assistant Professor, Department of Information Technology, Anuradha Engineering College, Chikhli, India^{a3}

ABSTRACT: Study of handling methods pertinent to full variety pictures. Albeit the cycle followed by the human cerebrum in seeing and deciphering variety is a peculiarity that is completely perceived, the actual idea of variety can be communicated on the proper premise upheld by exploratory and hypothetical outcomes. By looking at some foremost regions it tends to be applied for distinguishing, Capturing, Comparing the pictures. The goal of this article is to instruct rookie to essential and key methods of identifying and Comparing pictures and to figure out the thought about outcome. All basic calculations of variety picture handling will be examined and nature of handled picture yield correlation will be displayed to figure out examination.

KEYWORDS: variety models, variety discovery, pixel by pixel picture examination, open CV for picture catching and looking at.

I. PRESENTATION

Variety Image Processing is persuaded by two fundamental directors factors. To begin with, variety is strong descriptor that frequently works on object ID and extraction from a scene. Second, people can recognize huge number of variety shades and forces, contrasted with about just two handfuls shades of dark. Albeit the interaction followed by the human cerebrum in seeing and deciphering variety is a peculiarity that is completely perceived, the actual idea of variety can be communicated on the conventional premise upheld by trial and hypothetical outcomes. Be that as it may, in the previous 10 years, variety sensors and equipment handling variety pictures have opened up at sensible costs. The outcome that with the utilization a few unique examples full variety picture handling procedures are presently utilized in expansive scope of uses including location, representation and the web.

II. VARIETY MODELS

The motivation behind a variety model (likewise called variety space or variety framework) is to work with the meaning of varieties in some norm, by and large acknowledged way. Generally, variety model is a determination of direction framework and a subspace inside that framework where each tone is addressed by a solitary point. There are various variety models being used today because of truth that variety science is an expansive field that incorporates numerous areas of utilizations. As far as Digital Image Processing, the equipment arranged models most ordinarily in utilized practically speaking are the:

2.1 RGB (red, green, blue) Color Model This model is for screens and wide class of variety camcorders. In RGB model, each tone shows up in its essential parts of red, green, blue. This model depends on Cartesian direction framework.

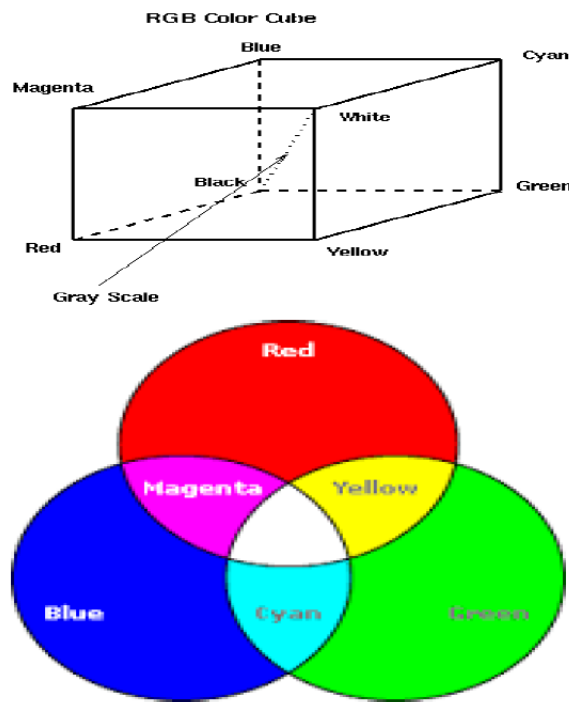


Fig. 2.1 RGB color Model

RGB model comprise of three part pictures, one of every essential tone. The quantity of pieces used to address every pixel in RGB space is known as the pixel profundity. The term full-variety picture is utilized frequently to mean a 24-digit RGB variety picture.

2.2 HSI Color Model

At the point when people view a variety object, we portray it by tint, immersion, and brilliance. Tint is a variety fascination that portrays an unadulterated variety (unadulterated yellow, orange or red) though immersion gives a proportion of how much an unadulterated variety is weakened by white light. Brilliance is an abstract descriptor that is for all intents and purposes difficult to quantify. It typifies the colorless thought of force and is the one critical variables in descring .HSI model decouples the power part from variety conveying data (shade and immersion) in a variety picture.

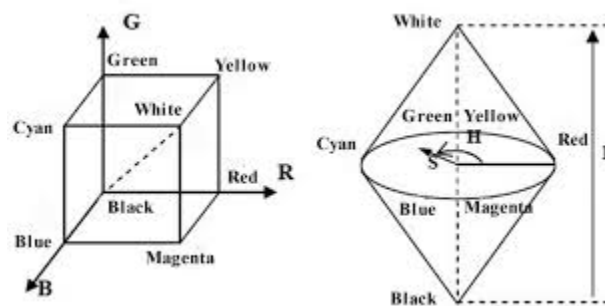


Fig. 2.2 a. Tint and immersion in HSI variety model. The force of all tones in any of these planes is given by the place of the plane on the upward power hub.

Tone, immersion, and force values expected to frame the HSI space can be gotten from the RGB variety solid shape. That is, the point at which we convert any RGB highlight comparing point in the HSI variety model by working out the mathematical equations.

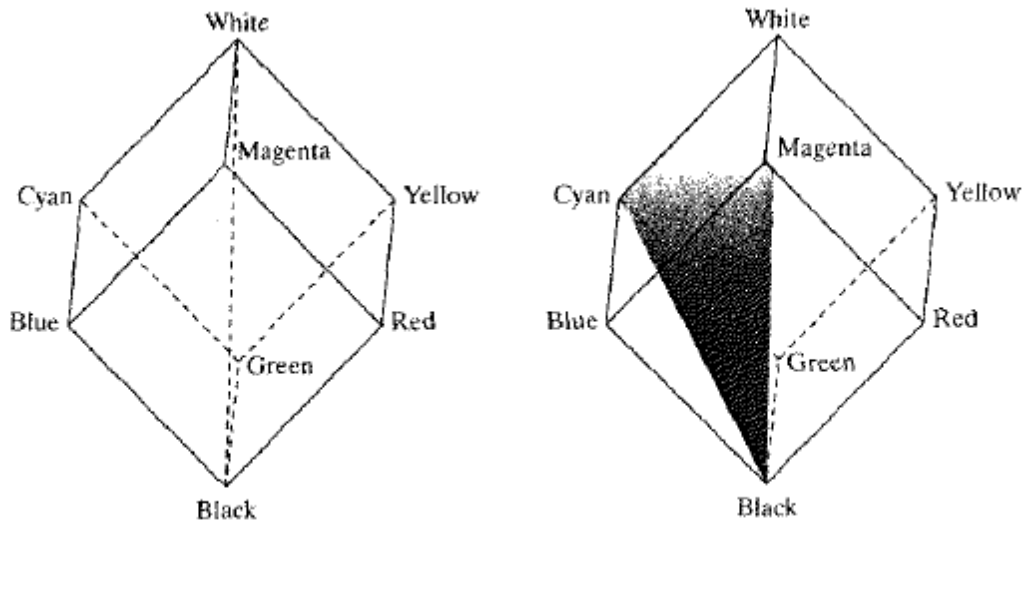


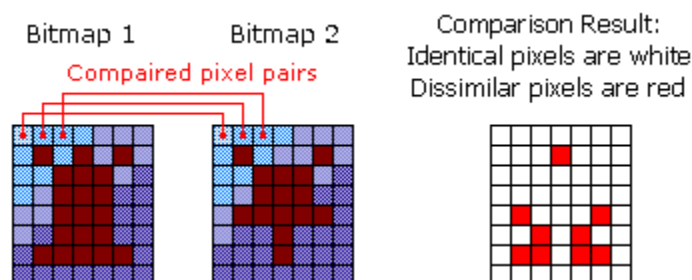
Fig. 2.2 b. Conceptual Relationship between the RGB and HSI color model

The Hue of the point is determined by the angle from some reference point. The Saturation is the length of the vector from the origin to the point. The important components of the HSI colour space are the vertical intensity axis. The length of the vector to the color point, the angle this makes the red axis.

III. PIXEL BY PIXEL IMAGE COMPARISON

3.1 Comparison Engine Parameters

The correlation motor has various boundaries. Every one of the boundaries empowers extra handling of bitmaps, which makes correlation more adaptable.




The following is a rundown of the examination motor's boundaries and their depictions. You indicate these boundaries while making an area designated spot or while calling prearranging techniques that perform picture correlation. The

boundaries are not utilized by the test log when it analyses pictures that were caught during recording and playback and presented on the log by Test Visualize.

3.2 Pixel Tolerance

(Pixel Tolerance in prearranging strategies) - Defines the permitted number of disparate pixels. Assuming the quantity of various pixels is not exactly or equivalent to Pixel Tolerance, then TestComplete believes the pictures to be indistinguishable.



For example, in the picture over, one bitmap varies from one more by two pixels. Assuming that the PixelTolerance esteem were 2, TestComplete would believe these bitmaps to be indistinguishable.

3.3 Color Tolerance

(ColorTolerance in prearranging strategies) - Specifies an adequate variety contrast at which two pixels ought to be treated as indistinguishable. The variety contrast is addressed as a whole number worth inside the reach 0... 255 that indicates a satisfactory distinction for each variety part (red, green and blue) of the thought about pixels. Two pixels are viewed as indistinguishable in the event that the distinction between powers of every one of their variety parts doesn't surpass the predefined esteem.

At the point when ColorTolerance is 0, which is the default esteem, the thought about pixels are viewed as indistinguishable provided that they have the very same tone. At the point when ColorTolerance is 255, pixels of any tone are thought of as indistinguishable.

3.4 Include Mouse Pointer

(Mouse in prearranging strategies) - Defines whether TestComplete ought to catch the mouse cursor when it persuades the picture to be analyzed. Naturally, screen captures are taken without the picture of the cursor. This makes picture correlation free of the mouse cursor position.

Notwithstanding, on the off chance that the cursor position is critical for you, you can empower the Mouse correlation boundary. For this situation, TestComplete will remember the mouse pointer for the caught picture.

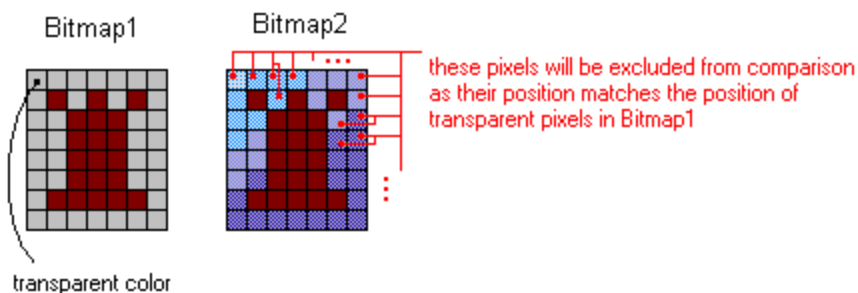
3.5 "Straightforward" Color

(Straightforward in prearranging strategies) If this boundary is True, TestComplete treats the shade of the upper-left pixel of the pattern picture as a straightforward variety and doesn't analyze every one of the pixels that have similar directions in the thought about picture as the straightforward pixels have in the standard picture. This boundary is like how straightforwardness is executed in the jpeg and gif designs. For example, in the event that the upper left pixel is dim, all dark pixels of the main picture will match pixels of any variety that have similar directions in the subsequent picture.

3.6 Comparison Mask

(Veil in prearranging techniques) Specifies which areas of bitmaps ought to be looked at. A cover is another picture (the Picture object) whose pixels can be either dark or white. Assuming a cover is determined, the examination motor works in the accompanying way: white pixels on the veil are considered during correlation, though dark pixels are overlooked. As opposed to utilizing the Transparent boundary, you don't have to change the standard picture, you simply make a different picture all things considered.

For instance, the accompanying two unique bitmaps can be thought of as indistinguishable on the off chance that a cover is utilized.



3.7 Factors Affecting Comparison

Pixel-by-pixel correlation is viewed as effective provided that the analyzed picture and the benchmark picture are totally indistinguishable. To work on the nature of picture examination, you ought to catch the picture you need to think about in similar circumstances the pattern picture was caught.

IV. BREAK DOWN OPENCV FOR IMAGE CAPTURING AND COLOR DETECTION

OpenCV (Open Source Computer Vision) is a library of programming capacities principally focused on constant PC vision, created by Intel Russia research focus in Nizhny Novgorod, and presently upheld by Willow Garage and Itseez. It is free for use under the open-source BSD permit. It's free for both scholar and business use. It has C++, C, Python and Java connection points and supports Windows, Linux, Mac OS, iOS and Android. OpenCV has bunches of essential inbuilt picture handling capacities so the people who need to learn PC vision can foster their applications through appropriate comprehension about what they do. All in all, caught pictures can be considered as 3 lattices; BLUE, GREEN and RED (consequently the name BGR) with whole number qualities goes from 0 to 255.

Variety recognition and division is the most significant and testing basic undertaking of PC vision. It is a basic part in numerous applications, for example, picture search, scene understanding, and so on. Anyway it is as yet an open issue because of the assortment and intricacy of item classes and foundations. The most straightforward method for recognizing and portion an item from a picture is the variety based techniques. The article and the foundation ought to have a huge variety contrast to effectively portion objects utilizing variety based identification.

V. CONCLUSION AND FUTURE WORK

The proposed strategy is tried on various pictures. It delivered stable and genuinely great outcomes. Predictable satisfactory results over various types of genuine pictures have demonstrated strength of the introduced conspire. Along these lines, the proposed technique might be helpful for any PC vision task where extraction of edge maps is expected for an enormous arrangement of pictures for include extraction or for some other work. Our next adventure will contrast those calculations and the proposed one and break down the exhibition based on histograms like contrasting histogram of one picture with the another picture, execution intricacy and exactness of the framework yield in presence of correlation.

REFERENCES

- [1] Thathuparasubramanyan Kavya, Sang-Bock Cho and Young-Min Jang Erdenetuyatsogtbaatar, "Night-time Vehicle Detection Based On Brake Light Color", 2018.
- [2] Cui Liu and Lianming Wang, "Multi-scale Fuzzy Color Recognition and Segmentation of Color Image", 2016.
- [3] Can Eyupoglu, "Implementation of Color Face Detection Using PCA and K-NN Classifier", 2016.



- [4] le anderilonen o anilo aceres ern andeKangHyun Jo and Wahyono, "Smoke Detection for Surveillance Cameras Based on Shape, Motion, and Color", 2016
- [5] Mihir Narayan Mohanty and Sidhanta Kumar Kar , "Statistical approach for color image detection", 2013.
- [6] Tjokorda Agung Budi Wirayuda, FebryantiSthevanie and Sri Widowati, "Fire Color Detection using Color Look Up and Histogram Analysis"
- [7]Kataria and Singh, "A review of data classification using K-nearest neighbour algorithm" , 2013.
- [8] IpingSupriana, MasayuLeyliaKhodra, and EmaRachmawati, "Histogram based Color Pattern detection of Fruit using feature Selection", 2015.
- [9] S Siddesha, SK Niranjan and VN Manjunath Aradhya, "Color Features and KNN in Classification of Raw Arecanut images", 2015.
- [10] Harikishan B shetty , Bhagya R Navada, Santhosh K V, and Prajwal S "An Image processing method for Color Detection and differentiate Patterns with Similar Color: An Aid for Color Blind People", 2014
- [11] WANG Junzheng , LI Jing, and Mao Jiali, "Moving object color detection method based on automatic color clustering", 2014



Impact Factor: 8.118



INTERNATIONAL JOURNAL OF INNOVATIVE RESEARCH

IN SCIENCE | ENGINEERING | TECHNOLOGY

 **9940 572 462**  **6381 907 438**  **ijirset@gmail.com**



www.ijirset.com

Scan to save the contact details