



e-ISSN: 2319-8753 | p-ISSN: 2347-6710

# IJIRSET

International Journal of Innovative Research in  
**SCIENCE | ENGINEERING | TECHNOLOGY**

# INTERNATIONAL JOURNAL OF INNOVATIVE RESEARCH

IN SCIENCE | ENGINEERING | TECHNOLOGY

Volume 11, Issue 5, May 2022

**ISSN** INTERNATIONAL  
STANDARD  
SERIAL  
NUMBER  
INDIA

Impact Factor: 8.118

9940 572 462

6381 907 438

[ijirset@gmail.com](mailto:ijirset@gmail.com)

[www.ijirset.com](http://www.ijirset.com)



# An Online Medical Service System

Prof. Sonali Mortale<sup>1</sup>, Mayuri Deo<sup>2</sup>, Shrutika Vetel<sup>3</sup>, Akshada Patil<sup>4</sup>, Divya Chakor<sup>5</sup>

Student, Department of Information Technology, Pimpri Chinchwad Polytechnic College, Pune, India<sup>1</sup>

Professor, Department of Information Technology, Pimpri Chinchwad Polytechnic College, Pune, India<sup>2</sup>

**ABSTRACT:** Nowadays everything is being computerized, making websites on medical services will help our society to seek medical information, book appointments online with expert doctors and also there is an immense amount of data on the internet and this can make it hard to differentiate between facts and fiction sometimes. To ease the efforts of people and making them available with medicines at a convenient price makes our website different from other medical services websites. It is especially so since almost everyone now searches for his or her symptoms online. Poorly communicated or incorrect information could cause a patient to ignore serious symptoms and worsen their condition. Many sites online offer medical information.

**KEYWORDS:** Booking appointment, Expert doctors, Medicines, Blood bank, guidelines, Fitness tips, COVID 19, Doctor and patient portal, Medical services

## I. INTRODUCTION

Wake and Wonder is a website which offers medical services to people by allowing them to book appointments, make requests in blood banks and also order medicines with convenient prices. We used simple coding languages i.e. html, css, jquery and for databases we used php also we used xampp server to maintain the record of the patient at the backend.

When the user visits our website he will first see our front page with header home, services, about, doctors, book, review, blog, contact us. After that there is a container wherein the user will get attracted to the words that represent our website. Also giving favicon will brand our website having a unique logo. The user can apply for various medical services and also with the social media profiles can stay connected with us.

## II. RESEARCH LITERATURE

a) Paper 1: Physicians' Perceptions of Chatbots in Health Care: Cross-Sectional Web-Based Survey journal of medical internet research 2018.

Many potential benefits for the uses of chatbots within the context of health care have been theorized, such as improved patient education and treatment compliance. However, little is known about the perspectives of practicing medical physicians on the use of Chabot's in health care, even though these individuals are the traditional benchmark of proper patient care .

b) Paper 2: eHealth Cloud Security Challenges: A Survey, Hindawi Journal of Healthcare Engineering Published 3 September 2019 Cloud computing is a promising technology that is expected to transform the healthcare industry. Cloud computing has many benefits like flexibility, cost and energy savings, resource sharing, and fast deployment. In this paper, we study the use of cloud computing in the healthcare industry and different cloud security and privacy challenges.

c) Paper 3: Quality of health websites and their influence on perceived usefulness, trust and intention to use: an analysis from Thailand Journal of Innovation and Entrepreneurship (2019) People are seeking ways to retrieve information on their health in an innovative way by looking online for information to decide whether or not to visit a the evaluation of the quality of health websites is the main.

## III. PROPOSED METHODOLOGY

For creating a website on medical services we first reviewed some of the websites which provide medical services and tested some of the issues in their website and all those issues we were going to overcome in our website. We started off by creating our front end, making it more attractive and responsive was one of the challenges we accepted. In this way



we started creating our website with the motive of providing medical services. We tried to keep it simple, used html, css some of the components of bootstrap and jquery for designing of the fitness tips page. We needed to maintain all the records or we can say the data at the backend so for that we used php and xampp server. PHP made it very much simple because it was one of the languages which provided its own database .i.e. phpmyadmin.

The main part of our project is to book appointments with a particular specialist, also the appointment request will be accepted by the admin. He will also have the access to make the appointment status done, reschedule. In medicines service we have to create a page wherein we have developed a cart system for buying medicines and also the bill receipt will be provided after buying.

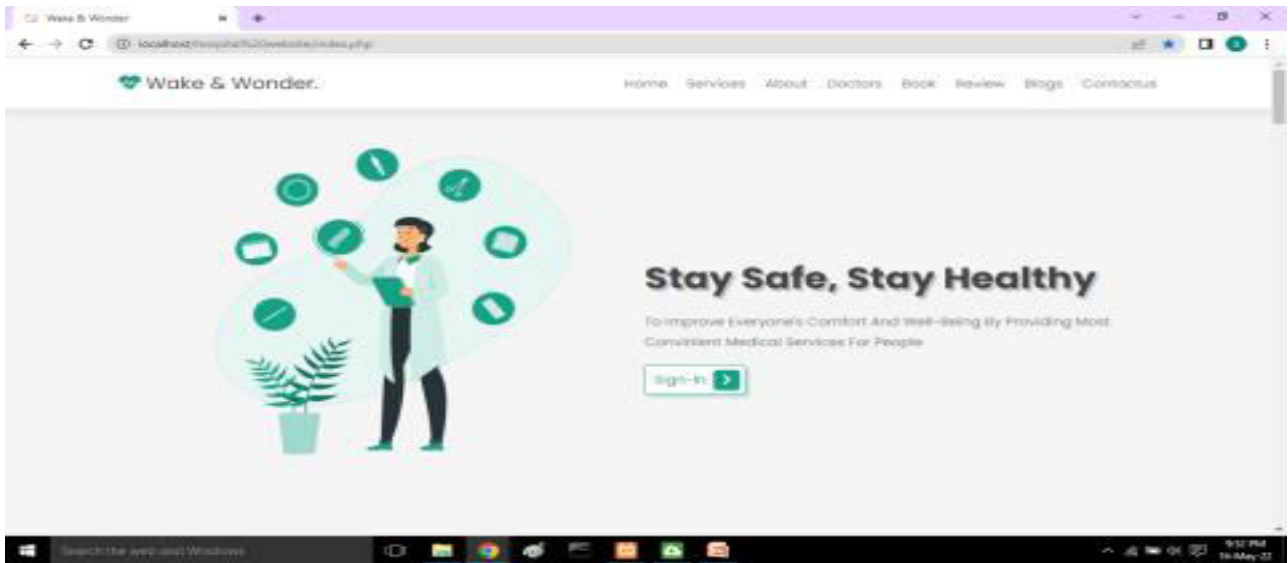


Fig.1

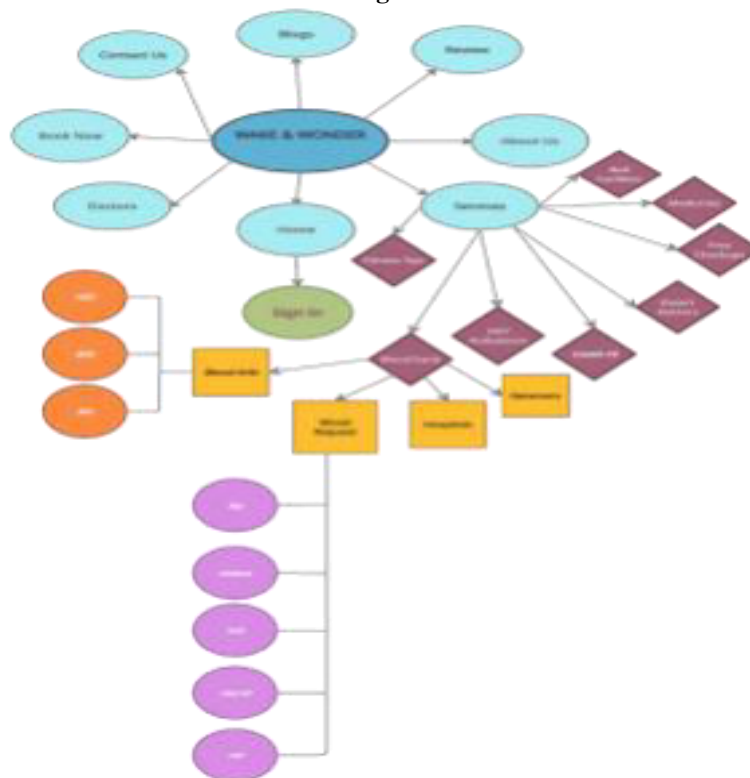


Fig 2

#### IV. WORKING PRINCIPLE

Working of medical services in our website:-

##### 1. Expert doctors :

When the user clicks on learn more in the expert doctors section, the doctors appointment page will open wherein the user will view all the doctors in our website and can choose any medical specialty such as pediatrics, cardiology, dentist etc. for booking appointments. We have provided a schedule so that users can book the appointment in the particular time allotted for that doctor. The user will have to login or register to our website before booking an appointment. After that he has to set the day and timing for the checkup.



Fig.3

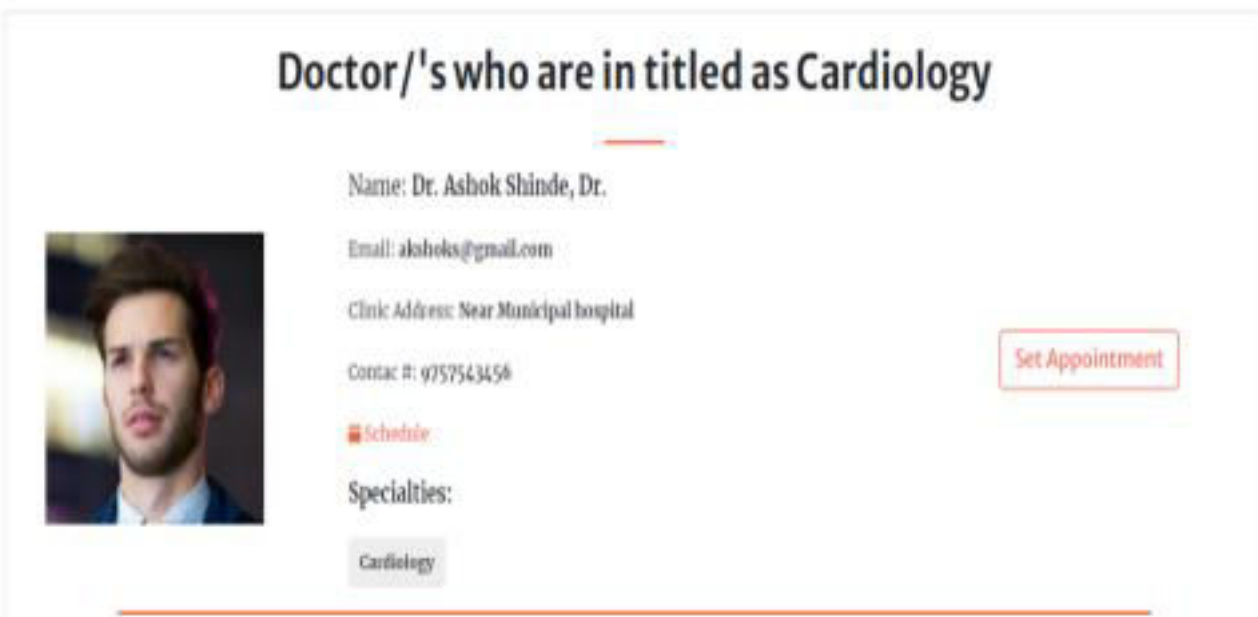


Fig.4



## 2. Medicines :

When the user clicks on Learn more for medicine services the medicines page will open where there is a button for our products, after clicking on that the user will see all the products available in wake and wonder. As per users requirement he/she can add the products to cart after adding them they can also update them with adding or reducing the quantity of medicine to be purchased according to that the medicine total gets updated. There is a button for checkout. After clicking on that button the user has to provide his/her personal information like name, address, mail id, mobile no so and the payment method so that the medicines can be delivered properly and the receipt for this will be generated successfully. All of this data is maintained at the back end also we have created a page with access to add medicines in our website. Only the admin has access to this control.



Fig.5



Wake & Wonder
View Products Cart 4

### SHOPPING CART

Image	Name	Price	Quantity	Total Price	Action
	Antihistamine	\$255/-	<input type="text" value="1"/> <span style="background-color: #ffc107; padding: 2px;">Update</span>	\$255/-	<span style="background-color: #dc3545; color: white; padding: 5px;">Remove</span>
	Anti Inflammatory Pain Killer	\$300/-	<input type="text" value="1"/> <span style="background-color: #ffc107; padding: 2px;">Update</span>	\$300/-	<span style="background-color: #dc3545; color: white; padding: 5px;">Remove</span>
	Antiseptic Cream	\$190/-	<input type="text" value="1"/> <span style="background-color: #ffc107; padding: 2px;">Update</span>	\$190/-	<span style="background-color: #dc3545; color: white; padding: 5px;">Remove</span>
	Paracetamol Tablets	\$20/-	<input type="text" value="4"/> <span style="background-color: #ffc107; padding: 2px;">Update</span>	\$80/-	<span style="background-color: #dc3545; color: white; padding: 5px;">Remove</span>
<span style="background-color: #ffc107; padding: 10px; border-radius: 5px;">Continue Shopping</span>	Grand Total			\$825/-	<span style="background-color: #dc3545; color: white; padding: 5px;">Delete All</span>

Proceed To Checkout

Fig.6

### 3. Blood Bank :

Wake and wonder is providing blood bank services i.e if the user wants to donate blood or request blood can do it by using our service. We have joined our Blood bank system with various hospitals so if any patient want to request blood has to first do registration on our website the same goes for hospitals they too can request for blood with other hospitals. If the blood sample required for the patient is available then he/she can get the sample on an urgent basis. And all these requests are accepted by login in and checking for the requests.

Orion Multispeciality Hospital have logged in. x

Blood Requests							
#	Name	Email	City	Phone	Blood Group	Status	Action
1	Vinoth	vinoth@gmail.com	Trichy	9178234217	B+	You have Pending	<input type="button" value="Accept"/> <input type="button" value="Reject"/>
2	Shweta Vetal	shweta@gmail.com	Pune	9822508798	B+	You have Pending	<input type="button" value="Accept"/> <input type="button" value="Reject"/>
3	Sneha Sonsale	sneha@gmail.com	Pune	9822508798	B+	You have Accepted	<input type="button" value="Accepted"/> <input type="button" value="Reject"/>

Fig.7

#### 4. Fitness tips :

In this page of fitness tips we have provided various youtube links for the users.




Fig.8

### V. COMPONENTS

1. **Text editor** - Visual studio code
2. **Server** - xampp server
3. **Database** - MySQL
4. **Front end** - html, css, js
5. **Styling** - bootstrap, css, jquery
6. **Back end** - php (validation for forms)



**XAMPP server :**

XAMPP is one of the widely used cross-platform web servers, which helps developers to create and test their programs on a local webserver. It was developed by the Apache Friends, and its native source code can be revised or modified by the audience. It consists of Apache HTTP Server, MariaDB, and interpreters for the different programming languages like PHP and Perl. It is available in 11 languages and supported by different platforms such as the IA-32 package of Windows & x64 package of macOS and Linux.

**MySQL :**

MySQL is an open-source relational database management system (RDBMS). It is the most popular database system used with PHP. MySQL is developed, distributed, and supported by Oracle Corporation. The data in a MySQL database are stored in tables which consist of columns and rows.

**PHP :**

PHP (or PHP Hypertext Preprocessor) is a server-side scripting language that is used to create dynamic web pages that can interact with databases. It is a widely-used open source language that is specifically used for web application development and can be embedded within HTML.

## VI. CONCLUSION

So, by creating a website which can be useful for mankind and also keep them fit and healthy in their day to day life. All the information provided on our website will help users. Also we have a feedback section so that if any improvements are to be done on our website, it can be suggested by the users. In today's generation, people are more connected to digital things, in the second click we get every information for our health using this website. There is an advantage that our website provides a login system so that all the users can stay connected and view their profile whenever they visit us. Our mission is to provide patient-centered healthcare with excellence in quality, service, and access. All the users of our website are not patients they are our friends to whom we will always help provide efficient information.

## ACKNOWLEDGEMENTS

I am really grateful to my project guide Prof. Sonali Mortale for advising us and introducing the project to us in an easy to understand way which has helped our group members to plan our project easily and effectively. Any attempt at any level can not be satisfactorily completed without the support and guidance of our parents and friends. I would like to thank my parents who helped me a lot in gathering different information, collecting data and guiding me from time to time in making this project. Despite their busy schedules, they gave me different ideas in making our website unique. My senior, Shruti Mahajan also, gave me some of the ideas related to our website which helped me in planning.

Thank you.

## REFERENCES

1. Yazan Al-Issa, Mohammad Ashraf Ottom, and Ahmed Tamrawi Yarmouk University, Irbid, Jordan Hindawi, ehealth cloud security challenges, Journal of Healthcare Engineering, Volume 2019, Article ID 7516035, 15 pages, <https://doi.org/10.1155/2019/7516035>.
2. Sakun Boon-itt, Boon-itt Journal of Innovation and Entrepreneurship (2019) 8:4
3. <https://doi.org/10.1186/s13731-018-0100-9> Journal of Innovation and Entrepreneurship, Quality of health websites and their influence on perceived usefulness, trust and intention to use: an analysis from Thailand.
4. Maksud Senbekov, Timur Saliev, Zhanar Bukeyeva, Aigul Almbabayeva, Marina Zhanaliyeva, Nazym Aitenova, Yerzhan Toishibekov, and Ildar Fakhradiyev, The Recent Progress and Applications of Digital Technologies in Healthcare: A Review, Hindawi International Journal of Telemedicine and Applications Volume 2020, Article ID 8830200, 18 pages <https://doi.org/10.1155/2020/8830200>. Nellipudi. Siva Rama Krishna Prasad1, Arepalli Rajesh2
5. 1 M.Tech, CSE, Sri Vasavi Engineering College, Pedatadepalli, Tadepalligudem W.G.Dt., A.P. India. 2Asst. Professor, Dept of CSE, Sri Vasavi Engineering College, Pedatadepalli, Tadepalligudem. W.G.Dt. A.P., India RFID-Based Hospital Real Time Patient Management System International Journal of Computer Trends and





Technology- volume3 Issue 3- 2012

6. Donald M. Steinwachs, Ronda G. Hughes Health Services Research: Scope and Significance Patient Safety and Quality: An Evidence-Based Handbook for Nurses: Vol. 1
7. Kuralbai K. Kurakbayev, Daniyar S. Issayev, Murat K. Koshimbekov, Ainur B. Kumar Department of International Healthcare, Asfendiyarov Kazakh National Medical University, Almaty, Kazakhstan.



**INNO SPACE**  
SJIF Scientific Journal Impact Factor  
**Impact Factor: 8.118**



**ISSN** INTERNATIONAL  
STANDARD  
SERIAL  
NUMBER  
INDIA



# INTERNATIONAL JOURNAL OF INNOVATIVE RESEARCH

IN SCIENCE | ENGINEERING | TECHNOLOGY

 **9940 572 462**  **6381 907 438**  **ijirset@gmail.com**



[www.ijirset.com](http://www.ijirset.com)

Scan to save the contact details