



e-ISSN: 2319-8753 | p-ISSN: 2347-6710

# IJIRSET

International Journal of Innovative Research in  
**SCIENCE | ENGINEERING | TECHNOLOGY**



# INTERNATIONAL JOURNAL OF INNOVATIVE RESEARCH

IN SCIENCE | ENGINEERING | TECHNOLOGY

Volume 12, Issue 8, August 2023

**ISSN** INTERNATIONAL  
STANDARD  
SERIAL  
NUMBER  
INDIA

Impact Factor: 8.423



9940 572 462



6381 907 438



ijirset@gmail.com



www.ijirset.com

# The Role of Data Analytics in Enhancing Business Intelligence and Strategic Decision Making

Arunkumar Yadava

Sr. Business Analyst, USA

**ABSTRACT:** In the current world, where organizations compete for survival and, more so, with data being abundant in varieties, many organizations are compelled to analyze these data. This paper focuses on the various changes brought by data analytics to BI and the subsequent effects on business and industries' decision-making systems. It then continues from the definitions of data analytics and BI to how decision-making processes require comprehensive and accurate data prediction models, improved client understanding, and increased effectiveness and efficiency in the production and positioning of business. In the presented article, the authors focus on using analytics tools in decisions within the organization and describe several examples of its use in various fields such as retail, healthcare, finance, and logistics. It better addresses the challenges related to data integration services, data quality, data privacy, skills gap issues, real-time BI, artificial intelligence, and BI for the masses. The last site offers a set of solutions that any enterprise willing to introduce data analytics into the strategic plan should follow, as well as reminds users about the necessity of data culture and innovation activation from time to time.

**KEYWORDS:** Data Analytics, Business Intelligence, Strategic Decision Making, Predictive Analytics, Data-Driven Strategy, Real-time Insights, Business Forecasting

## I. INTRODUCTION

This paper describes the strategic management process, analyzing the various methodologies that help organizations make better decisions in a time characterized by a fast-growing rate of technology, global competition, and digitization. Another trend known as the core of this shift is the emerging focus on data analytics and business intelligence (BI) and the strongly connected branches that have changed how organizations process data and expect future outcomes. With an increasing amount and variety of data available today, organizations still relying on their intuition to make profitable decisions have been replaced by analytics tools that offer rational evidence. This is not a fashion but a radically new approach to forming, implementing, and updating a business strategy.

Data analytics collects, cleans, transforms, organizes, and analyzes data for meaningful information and insights that facilitate decision-making. It ranges from simple descriptive statistics to complex use of various machine learning algorithms. BI refers to these analytical tools that provide managers with proper guidance regarding the performance of a business entity by incorporating some of the reporting, visualization, and dashboarding tools. In combination, these technologies turn data into information that can help improve business operations.

In the past, management decision-making based on strategy more often included personal judgment, impressions of the top officers, and analysis based on past figures. In today's world, operations and market analysis with real-time dashboards, predictive models, and prescriptive analytics can mimic future possibilities, predict possible consequences of certain actions, prevent risky situations, and boost business performance. One could say that, rather than being an auxiliary process, data analytics has become one of the cornerstones of competitiveness.

It is most rewarding in today's sector, where business intelligence and strategic thinking are most relevant as more companies embrace the digital business model. Customers share their information with the retailers and expect that they will be offered products accordingly; banks use analytics to monitor and control risk and fraud; healthcare organizations to forecast outcomes of treatment for patients; manufacturers use data from sensors for identifying and solving potential problems and enhancing impact for efficient production. In all these areas, data analysis and 'data-savviness' transform decisions, such as who gets to make them, when they can do so, and to what extent.

This paper discusses how data analytics can improve BI and strategic decisions. It starts with defining analytics and BI and then looks at how these tools can be used to solve problems in practice. It also reveals the advantages, difficulties, and innovative possibilities related to using analytics in the text. Therefore, by the end of the book, the readers will be

in a better position to appreciate how organizations can tap into the power of data to strategize decisions on market changes better and even design a competitive advantage for success in the future.

**Table 1: Business Intelligence Tools and Features**

Tool	Vendor	Key Features	Typical Use Case
Power BI	Microsoft	Data visualization, dashboarding	Real-time business monitoring
Tableau	Salesforce	Drag-and-drop analytics, storytelling	Marketing and sales reporting
Qlik Sense	Qlik	Associative data model	Supply chain and finance analytics
SAS	SAS Institute	Advanced analytics, ML support	Healthcare and banking BI

## II. FOUNDATIONS OF DATA ANALYTICS AND BUSINESS INTELLIGENCE

Regarding data analytics and business intelligence, it is necessary to understand the definitions of both concepts and examine how they work behind the curtain in a business organization. Even though data analytics and BI are sometimes used synonymously, they are two somewhat related fields. Data analytics, in general, relates to the art of collecting data, analyzing the collected data, and drawing conclusions from the analyzed data. Meanwhile, business intelligence applies this analytical output for operational and strategic decisions via structured data visualization, dashboarding, and reports control tools.

The heart of data analytics is a spectrum of methods: some provide reasonably good solutions, and others are perfect solutions. Descriptive analytics falls under the category of the question, "What happened?" as it allows for understanding the past using averages, counts, and percentages. It is vital in that it acts as a reference guide by pointing out the current standing of a business to enable them to know their performance prognosis. Diagnostic analytics goes further and asks, "Why did it happen?" Here, probability analysis is complemented by correlation and root-cause analysis to determine the causes for achieved results. Predictive analytics involves the use of statistical methods – including machine learning – to cast a look into the future about the occurrence of certain events. Last, prescriptive analytics goes further than predictive analytics to suggest suitable courses of action using optimization and simulation. The shift from description to prescription also helps organizations go from just having the capability of reporting to being able to make informed decisions.

Business intelligence systems play a major role in enhancing these analytical insights as they offer the framework and apparatus required to achieve them. In technical terms, a BI system can be defined as an approach to data and information gathering and analysis, where the sources of information may come from within the organization and from outside it, including transactional databases, customer relationship management (CRM) systems, internet of things (IoT) sensors, other third parties or even data provided by different companies. Subsequently, the data extraction, transformation, and loading (ETL) begin to refine these data sets. After that, it is stored in central vaults such as a data warehouse or data lake for large volumes and diverse data types.

Users can create dashboards, develop real-time reports, and visualize trends in several dimensions using BI platforms from these repositories: Microsoft Power BI, Tableau, Qlik, and Looker. These tools are becoming more and more self-service oriented, giving non-technical users of business the responsibility of exploring data without recourse to it or data science teams. More modern BI suites include directly integrating predictive analytics capabilities into dashboards that let executives simulate various scenarios' impact and compare the possible lines of action.

What is essential to note is that while data analytics and BI may only have a technical role, they are fundamentally strategic enablers. For instance, a retail company assessing a customer's purchase history can find regional preferences for certain items and use this information to reallocate inventory so that people in an area have a more diverse choice. A logistics firm can utilize diagnostic analytics to identify a bottleneck in its supply chain and optimize routes to increase delivery efficiency. In these situations, analytics shows what is happening and influences operations and responses.

The amalgamation of analytics and BI is changing the wave of organizational workflows. In the past, data analysis was limited to analysts or IT departments, with the process occurring as a periodic report. Modern BI systems modify this pattern by incorporating a data-centric approach in various departments. Marketing managers are now able to monitor the performance of their campaigns in real-time. Finance teams can track key financial metrics within the world's operations, and human resources leaders can predict turnover by reviewing engagement metrics. Data has become a language that the business functions are sharing.

With the levels of data volumes also increasing and the complexity growing, it becomes even more key for BI and analytics to complement each other. Data pipelines work in real-time, cloud-native architecture, and the introduction of artificial intelligence is accelerating this evolution. Organizations that can integrate their analytical powers with intuitive BI systems are at an advantage over others in utilizing data other than as a track of the past but can be a foresight and prescription key into the future.

**Table 2: Types of Data Analytics and Their Applications**

Type of Analytics	Description	Common Applications
Descriptive	Summarizes past data	Sales reports, dashboards
Diagnostic	Explains why something happened	Root cause analysis
Predictive	Forecasts future outcomes	Customer churn prediction
Prescriptive	Recommends actions	Optimization models, scenario planning

### III. STRATEGIC DECISION MAKING: A DATA-DRIVEN PERSPECTIVE

Strategic decision-making is how organizations plot long-term objectives, reallocate financial resources, and set themselves up for profitable growth and competitive advantage. Strategic decisions come in high stakes and are quite difficult to make compared to operational decisions that address ordinary day-to-day problems; high-stakes decisions involve high degrees of uncertainty, and there are huge investments and long-term consequences. Previously, options for these choices were based on experience, market intuition, and historical financial statements. Although this approach worked well for previous generations of business leaders, it is becoming less and less adequate in today's complex, fast-changing fast-changing, and data-filled data-filled environments.

The contemporary business environment calls for decisions that are not only timely but factual as well. This change has given birth to data-driven strategic decision-making. This trend involves data analytics and business intelligence learning to formulate and implement corporate strategy. However, this approach is based on historical data, current metrics, and predictive models that inform scenario planning, risk assessment, and performance forecasting. Instead of dull spreadsheets or periodic reviews, today's leaders increasingly turn to dashboards, AI-enriched simulations, and high-level analytics to test hypotheses, validate assumptions, and shape strategic direction.

One of the most powerful enablers of this change is the application of key performance indicators (KPIs) and metrics that map onto the organization's objectives. Strategic KPIs like customer lifetime value, net promoter score, churn, operating margin, and return on investment give a quantified setting to measure success. Following these indicators, when channeled using business intelligence tools, can indicate hidden trends that help make strategic decisions. For example, a falling customer retention rate and sentiment analysis from social networks may encourage a company to reconsider the product or customer support positioning.

Additionally, data analytics helps to identify emerging opportunities and threats. Using techniques such as market basket analysis and cluster analysis and forecasting, businesses can discover unmet customer needs, underserved market segments, or future shifts in demand. This proactive strategy starkly contrasts with the reactive approach, in which firms wait and respond without action once those changes become tangible in the form of falling sales or increasing costs.

The leaders can also leverage the power of data visualization and a simulation tool while making strategic decisions, as they can solve complex scenarios and are given potential outcomes. For example, a company seeking to enter a new geographic market can use demographic data, competitive intelligence, and logistical cost estimates to establish scenarios. Executives can also gauge risks and intelligently invest based on the best, worst, and most likely scenarios.



On the other hand, predictive models backed by machine learning will go even further, allowing us to calculate probability for every alternative and deliver more sophisticated and dynamic strategic reactions.

One possible example can be provided in the case of the airline industry, where the implementation of those dynamic pricing algorithms based on using the knowledge of demand forecasts, fuel prices, and the knowledge of competitor pricing may be used to dictate the strategies of arbitrary ticket price changes on the spot. This high level of sophistication in strategic pricing would be inconceivable without the integration of analytical and BI platforms. In the same way, in the pharmaceutical sector, firms use predictive analytics to inform R&D investment based on information from clinical trials, regulatory climates, and market forecasts to prioritize pipeline development.

Critically, data-driven strategic decision-making is not simply technological but also cultural change. Excellent organizations in this area create a mindset of curiosity, continuous learning, and accountability. They promote a cross-functional collaboration where the experts in data, experts of the domain, and the decision makers work together to interpret data in context. Furthermore, they invest in data literacy throughout the organization to ensure they are seen and actionable.

The usefulness of such a transformation is best understood in terms of agility. In volatile marketplaces, when conditions change very quickly, organizations that operate businesses based on up-to-date data-driven knowledge are better positioned to pivot faster and more effectively from those that rely on outdated assumptions or anecdotes. Such agility is a defensive strategy and a strategic differentiation source.



**Fig 1: Data Analytics to Strategic Decision Pipeline**

#### IV. KEY BENEFITS OF INTEGRATING DATA ANALYTICS INTO STRATEGIC BUSINESS INTELLIGENCE

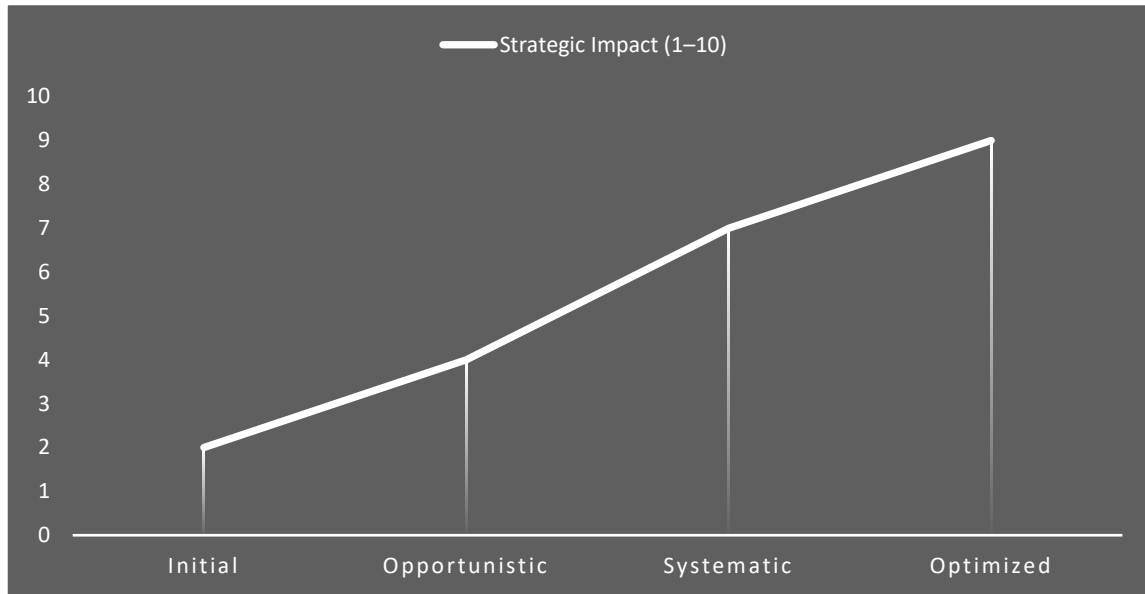
The combination of analytics and business intelligence (BI) has much more than improved reporting or insight into organizational performance. When deeply integrated into the strategic framework of a business, this integration becomes a powerful engine of transformation, opening up a suite of benefits that cover operational, tactical, and executive levels. These benefits collectively make the companies more agile, customer-ready, and future-ready.

Improvement of decision accuracy is one of the greatest advantages. In traditional environments, in most cases, strategic decisions were based on high-level high-level summations, experiences from the past, or gut feelings. Intuition has value but is increasingly substituted and corrected by data-driven information. Data analytics allows companies to verify assumptions with real evidence, test strategic hypotheses against historical and real-time data sets, and minimize anecdotal decision-making. For example, based on customer churn patterns, a subscription-based business may change pricing, modify customer support, or even add loyalty incentives instead of changing things on an ad-hoc basis, which may or may not correct the core issue.

A large benefit is that it has predictive capability, and organizations can predict future trends, risks, and opportunities before these materialize fully. Statistical Modeling and Machine Learning Predictive analytics are the basis for predicting customer behavior, product demand, market shifts, and even attrition within the organization. With such foresight, foresight companies can pre-strategically-strategically grow capacity and competitively handle supply chains, and they can stand ready with workforce strategies aligned with the projected needs. For example, a retail chain may apply predictive analytics to predict seasonal demand oscillations to leverage inventory location effectively, thus reducing stockouts and overstock situations.

Beyond prediction, analytical capabilities integrated within BI facilitate managerial scenario planning and simulation, thus enabling executives to chart several strategic trajectories to the associated gains and losses. Instead of drawing prognosis from single outcome projections, firms could explore what effects different inputs, such as currency

dynamics, muddled supply chains, or legislative change, have on revenue and profitability. This capability to model strategic planning makes it a dynamic and adaptive process that continuously responds to the realities of the market.



**Fig 2: Data-Driven Decision-Making Maturity Curve**

Another significant benefit of operational efficiency is that Data analytics can reveal inefficiencies that are not detectable in a traditional report. For instance, by analyzing department procurement data, an organization may find unnecessary vendors or inconsistent costs for similar materials. Similarly, bottleneck supply chain analytics might identify bottlenecks or misuse of resources. The insights can be embedded into the BI dashboards so that the managers can monitor all the key processes in real-time and apply corrective actions in time, minimizing wastage and increasing performance.

A better understanding of customer behavior, preferences, pain points, and the resulting customer experience is closely related to operational gains. In analytics, companies can better segment customers, personalize marketing and offerings, and optimize customer journeys. Business intelligence tools transform these insights into dashboard visibility for marketing, sales, and service teams and leverage the insights to provide consistency, responsiveness, and informed nature of every customer-facing decision. This has been especially valuable in extractions like e-commerce and hospitality, where personalization can directly impact loyalty and revenue growth.

Democratization of data is also an important advantage. The advanced modern BI platforms with the capability of self-service analytics of data allow non-technical users to explore data, create reports, and gain insights without full dependency on the data science team. This accessibility enables functional departments (from HR to finance to marketing) to make quicker, more localized decisions that support bigger strategic goals. It also creates a data-driven culture where workers at all levels are challenged to think critically and creatively about data. In addition to their internal benefits, competitive advantage is a long-term consequence of the inclusion of analytics into strategic BI. Those organizations that can formulate better insights from the synthesis of internal and external data faster than your competition are better able to innovate, respond to disruption, and capture market opportunities. Think of firms such as Amazon, Netflix, and Google; the data strategy is so integrated into their business models that analytics isn't any longer analytics from strategy. These firms are not just responding to data but creating markets.

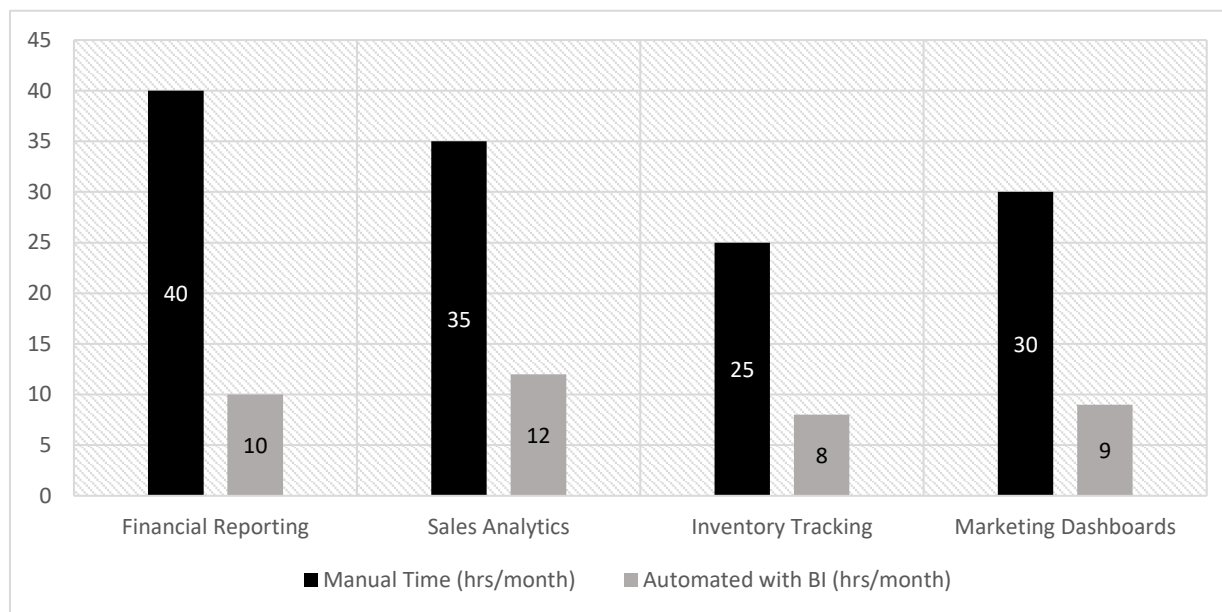


Fig 3: Time Savings through BI Automation

## V. REAL-WORLD APPLICATIONS ACROSS INDUSTRIES

The effect of data analytics partnered with business intelligence does not exist in theory, nor is it reserved for tech/all and progressive enterprises. Across different industry domains ranging from healthcare, financial services, and manufacturing to the retail sector, firms are using analytics and the strength of BI to solve industry problems, open new areas, and orient the strategic direction of organizations. These are an array of real-life real-life applications that can show how the inspiration of data is shaping operations, customer engagement, and future planning.

In the healthcare niche, data analytics is critical for improving patient outcomes while increasing resource allocation efficiency. Hospitals and systems of healthcare accumulate huge volumes of data from electronic health records (EHRs), diagnostic tools, patient wearables, and administrative systems. Using predictive analytics over this data, medical professionals can predict risks for readmission of patients, detect early symptoms of advancement of chronic diseases, and even predict emergency room traffic. Business intelligence tools then transform these insights into live dashboards for administrators and clinical staff, helping them to make data on staffing, scheduling, and prioritizing treatment. Its outcome is better quality of care, fewer operational inefficiencies, and more active population health management.

Compliance and competitive positions in financial services are key to data analytics and BI. Thanks to real-time analytics, banks identify fraudulent transactions, determine credit risk, and provide personal financial products. With the joining of customer data, transaction history, and external economic metrics, financial institutions can develop live-risk models and provide an investment portfolio customized according to the client profile. Business intelligence dashboards give executives a line of sight regarding regulatory compliance metrics, capital exposure, and performance benchmarks across business units. These instruments do more than facilitate day-to-day workings; they also guide top-level decision-making regarding lending strategies, product diversity, and geographic expansion.

The retail sector has witnessed one of the most spectacular transformations through the planful use of data. From point-of-sale systems, loyalty programs, mobile apps, and social media – retailers all collect information. They do high-level customer segmentation, demand forecasting, and sentiment analysis with the information. For example, companies like Walmart and Target use predictive analytics to identify what products should be stocked in certain places to match the inventory with local preferences and seasonal trends. Business intelligence systems allow you to view this data, and thus, supply chain managers can change orders in real time, and marketing teams can run hyper-targeted campaigns. Such insights can also be applied to strategic moves such as opening stores, adding new lines of products, and strategizing pricing.

In manufacturing, the merging of analytics and BI contributes towards the goals of Industry 4.0 because it links the data of machines, production metrics, and quality control records. Predictive maintenance is a major application in which sensors are placed in machinery, which creates data to be analyzed to predict equipment failure before it occurs. This is a surprising statistic as it saves us money in the mid-term by reducing downtime and extending the life of our assets. Manufacturing firms also apply analytics to fine-tune production schedules, given the availability of raw materials, labor shifts, and order backlogs. With BI tools, factory managers can observe the real-time performance of the plant, meet production targets, and reduce bottlenecks. Aggregated views across the world's operations help strategic decision-makers plan capacity more effectively and allocate investments appropriately.

Data analytics in logistics and transport makes route optimization, fleet management, and delivery reliability efficient. FedEx and UPS depend on actual-time tracking background, weather forecasts, and traffic patterns to continuously update delivery schedules and reduce delays. BI tools help dispatchers and executives track KPIs such as fuel usage, average delivery times, and on-time rate. Strategically, logistics firms use data to plan for the location of warehouse space, plan international customs flows, and make estimates of the need for new service offerings. The synergy between analytics and BI guarantees that the decision cannot be just reactive but forward-looking and strategic.

Even education is experiencing radical use of the tools. Universities and school systems are looking at data analytics to monitor students' performance, predict drop-out risks, and measure learning paths. BI dashboards reveal to administrators the picture of the attendance patterns, the trends in course enrollments, and faculty productivity. Through informed strategies based on data, these measures better student outcomes, optimum resource allocation, and long-term academic planning.

The common denominator between these industries is that the core philosophy is that strategic intelligence is no longer the exclusive function of senior executives and data scientists. Thanks to user-friendly BI platforms and more accessible analytics tools, organizations can spread insights to all levels and empower decentralized yet aligned decision-making. The practical examples of the industry's successes show that data's potential force is not just in its gathering but in transforming it into strategic, intelligent action that solves business, commercial, and real-world problems.

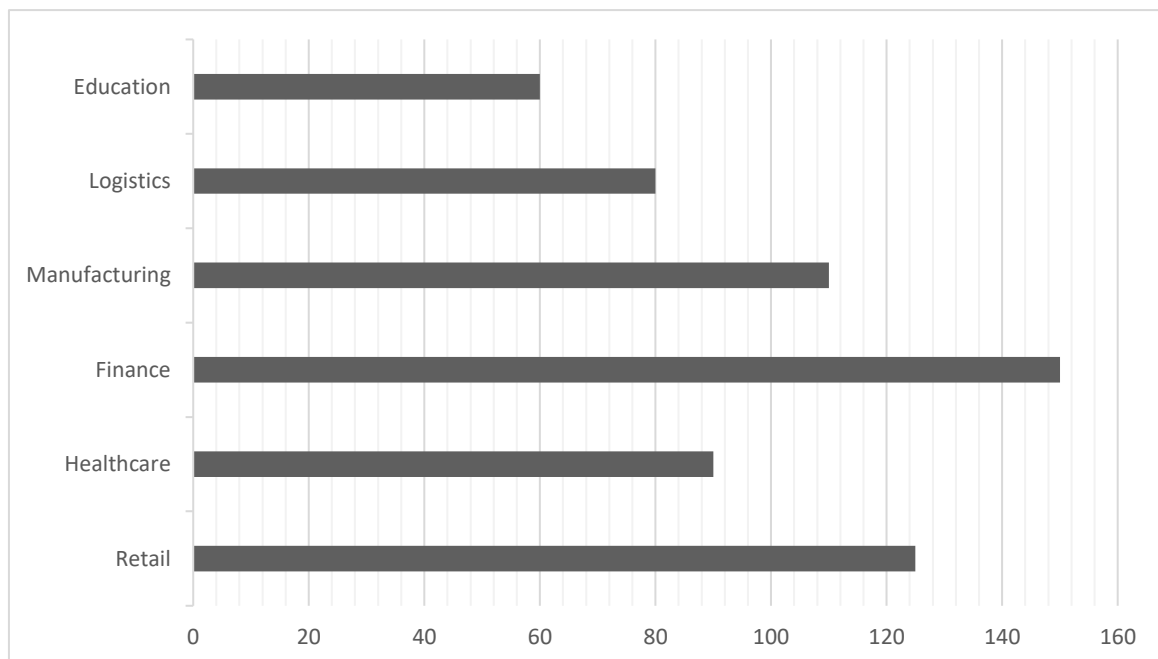


Fig 4: ROI of Analytics Investments by Industry



## VI. CHALLENGES AND LIMITATIONS IN DATA-DRIVEN DECISION MAKING

Though effective integration of data analytics has transformed strategic business intelligence across all industries, it is not without its challenges. Organizations desperate to extract the true potential of data-informed decision-making are often confronted with barriers that slow progress, twist insights, or even turn strategic goals into naught. These include technical, organizational, and ethical fields, representing the multifaceted networking of data, technology, human perception, and corporate culture.

Data quality and integrity will be the first problem. Strategic decision-making can only be as effective as the data used to make such a decision. Inaccuracies caused by inconsistent formats, missing values, duplicate entries, and outdated information can contaminate analysis and further misguided conclusions. For example, suppose there is a failure to standardize customer data across various departments or geographic areas. In that case, an organization can misinterpret demand patterns or value to customer lifetime. Notwithstanding improvements in data cleaning and validation tools, the manual effort involved in maintaining high-quality data remains huge. This problem is especially serious in businesses with legacy systems not originally implemented to interoperate or do analytics.

The second issue that is closely related is the problem of data silos, as the information is imprisoned within a certain department or a tool/platform. In most organizations, there exists a situation where each marketing, finance, operations, and HR department has its datasets, which they do in most cases using different incompatible software. This fragmentation hinders the development of a singular overall view needed for strategic planning across the company. It also results in duplication of effort, inconsistent metrics, and challenges in data governance delivery. The solution to this problem requires technical integration and organizational alignment to common targets and KPIs.

Another typical obstacle is the lack of data literacy among decision-makers. Although many modern business intelligence tools have become more consumer-friendly, there remains a need for some background knowledge regarding data concepts, statistical thinking, and analytical assumptions in interpreting complex analytic findings. Such risk of misinterpretation occurs when senior leaders or middle managers use dashboards but do not understand the assumptions based on predictive models. This can lead to over-confidence in projections and, potentially worse, strategic gaffes generated from the misinterpretation of data. Closing the data literacy gap often demands continuous training and the development of a culture in which curiosity, questions, and advancement are fostered.

In addition, the magnitude and speed of data in the digital era can overwhelm conventional frameworks for making decisions. Leaders can suffer from overexposure to information where mounds of metrics and dashboards are too much to navigate, leaving tangible results on the sidelines. This is sometimes called "analysis paralysis," where the decision-making process is slowed or stopped due to an overly complicated or ambiguous data landscape. Organizations must learn to differentiate between noise and signal, evaluating actionable insights over exhaust fieldwork.

Another serious limitation is also... bias in data and algorithms, which can gently but significantly affect strategic decision-making. Such historical data may contain systematic inequalities or deep-set business practices that predictive models could reinforce if unperceived. For instance, a hiring algorithm learned from previous recruitment data may inadvertently prioritize the employment of individuals with a particular background or from a specific school, thus implementing historical bias into future workforce planning. Reducing them demands transparency around the development of models, ongoing audit of the outcomes, and the will to use ethical AI practices.

From a governance perspective, organizations have to deal with problems related to data privacy and regulation. As analytics becomes more complex—especially with the combination of personal data—the level of questioning by businesses about how they acquire, maintain, and utilize data increases. Regulatory frameworks such as the General Data Protection Regulation (GDPR) in Europe and the California Consumer Privacy Act (CCPA) in the U.S. require very onerous rules on the use of data that carry heavy penalties for failures to comply. Such legal considerations may restrict the types of data available for strategic analysis or need multiple complicated anonymization and consent procedures that slow down the innovation process.

In addition to that, technology infrastructure has its limitations. Not all organizations have the cloud computing infrastructure to use scalable databases and real-time analytics tools to work through large, disparate data sets. Budget limitations and stultified systems, as well as a dearth of skilled data professionals, can prompt bottlenecks that impede the strategic utilization of data. Even with tools, the integration and maintenance of the systems will require continuous investment and monitoring.

While experiencing all these challenges, seeking a data-driven strategic decision is still worth pursuing. Most weaknesses can be overcome with disciplined planning, cross-functional work, and long-term commitment to develop data maturity. Firms that acknowledge these barriers exist and, in response, purposefully strive to circumvent them are in a better position to leverage the full potential of their data assets—their engines of long-term competitive superiority beyond just tools for insight.

## **VII. CONCLUSION AND FUTURE OUTLOOK**

As businesses deal with ever more complex and competitive surroundings, merging data analytics with business intelligence comes in value-for-money enhancement and as a trademark for long-term survival and evolution. Instead, combining these two fields empowers organizations to turn raw data into actionable intelligence, making the decisions more accurate, operations more responsive, and strategies forward-looking. From industries such as healthcare and finance to manufacturing and retail, it becomes apparent that business intelligence based on data is already changing how organizations think, plan, and act.

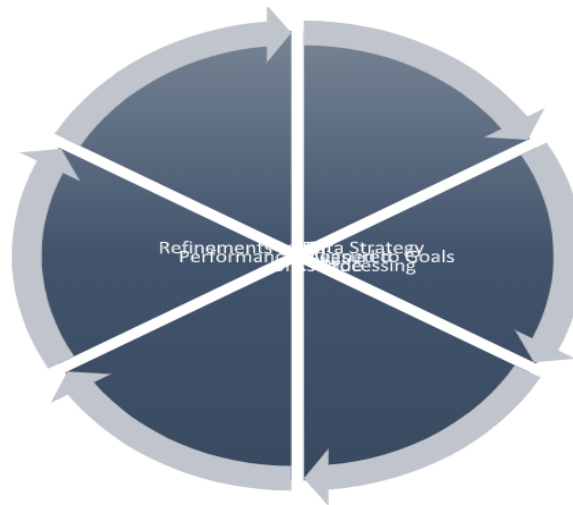
In essence, this change is not all about technology. It is about how one learns to think in a new practice where evidence trumps instinct, simulation trumps speculation, and how one learns to be forward-looking rather than looking back. In a constantly volatile and disrupted business environment, this kind of analytical thinking assists organizations in transitioning from reactionary problem-solving to alternative value creation. Whether you are streamlining a supply chain, forecasting the risk of customer churn, or even setting investment capital priorities, the capacity to make data-driven decisions that are trustworthy, relevant to the context, and current is now a fundamental competency.

However, as reasoned, the road toward complete data maturity is not smooth. Data silos, poor quality data, poor analytical skills, and changing regulatory frameworks all have to be addressed all the time. The journey also requires a change in organizational culture – the direction to the democratization of access to data while promoting collaborative work across projects and data literacy for all levels of leadership. Businesses cannot merely pursue the right tools and infrastructure but must cultivate the human capital to translate, explain, and drive the insights derived from the data.

Several trends already point to a more transformative future for data analytics in strategic decision-making. With the advent of augmented analytics, which fuses AI and machine learning to automate the creation of insight, there's potential for reducing the technical fluidity and pace at which one makes decisions. Executives and managers can run natural language dashboards as if they were questions and see predictive suggestions instantly. At the same time, data fabric architectures are developing to assist organizations in aligning and managing data sets across more fragmented digital ecosystems, thereby improving the reliability and access to information.

Another important change will be the growth of ethically and explainably oriented focus in analytics. With increasingly algorithmically influenced, organizations will increasingly be pressured to demonstrate that their models are transparent, unbiased, and accountable. Not only will regulators be expected to have businesses use data responsibly, but consumers will also require explanations of how data informs strategic results. This will increase the governance structuring, provide more concrete audit trails, and promote greater interdisciplinary collaboration between technologists, ethicists, and business leaders.

In conclusion, the infusion of data analytics into business intelligence is not a terminus and quern but a dynamic path shaped by the exigencies of technology, business-as-usual expectations, and society's expectations. It will be those organizations with which data is treated as a strategic asset, investing both in technology and the ability to use it and in a culture of continuous learning and adjusting that will be best positioned to lead this future. Although deep into the digital transformation era, the capability to make informed, timely, intelligent decisions will remain the key differentiator in a more data-driven world.



**Fig 5: Closed Feedback Loop in Data-Driven Organizations**

## REFERENCES

1. Davenport, T. H., & Harris, J. G. (2007). *Competing on analytics: The new science of winning*. Harvard Business School Press.
2. Delen, D., & Demirkan, H. (2013). Data, information and analytics as services. *Decision Support Systems*, 55(1), 359–363. <https://doi.org/10.1016/j.dss.2012.05.044>
3. Gandomi, A., & Haider, M. (2015). Beyond the hype: Big data concepts, methods, and analytics. *International Journal of Information Management*, 35(2), 137–144. <https://doi.org/10.1016/j.ijinfomgt.2014.10.007>
4. Mikalef, P., Krogstie, J., Pappas, I. O., & Giannakos, M. (2019). Investigating the effects of big data analytics capabilities on firm performance: The mediating role of dynamic capabilities. *Information & Management*, 56(8), 103207. <https://doi.org/10.1016/j.im.2018.12.003>
5. LaValle, S., Lesser, E., Shockley, R., Hopkins, M. S., & Kruschwitz, N. (2011). Big data, analytics and the path from insights to value. *MIT Sloan Management Review*, 52(2), 21–32.
6. McAfee, A., Brynjolfsson, E., Davenport, T. H., Patil, D. J., & Barton, D. (2012). Big data: The management revolution. *Harvard Business Review*, 90(10), 60–68.
7. Chen, H., Chiang, R. H. L., & Storey, V. C. (2012). Business Intelligence and Analytics: From big data to big impact. *MIS Quarterly*, 36(4), 1165–1188. <https://doi.org/10.2307/41703503>
8. Power, D. J. (2013). Understanding data-driven decision support systems. *Information Systems Management*, 30(3), 149–157. <https://doi.org/10.1080/10580530.2013.794630>
9. Wamba, S. F., Gunasekaran, A., Akter, S., Ren, S. J. F., Dubey, R., & Childe, S. J. (2017). Big data analytics and firm performance: Effects of dynamic capabilities. *Journal of Business Research*, 70, 356–365. <https://doi.org/10.1016/j.jbusres.2016.08.009>
10. Zengul, F. D., Oner, N., & Williams, E. (2020). Predictive analytics and business intelligence in healthcare: A review of the current state of research. *Healthcare*, 8(4), 329. <https://doi.org/10.3390/healthcare8040329>
11. George, G., Haas, M. R., & Pentland, A. (2014). Big data and management. *Academy of Management Journal*, 57(2), 321–326. <https://doi.org/10.5465/amj.2014.4002>
12. Kiron, D., Prentice, P. K., & Ferguson, R. B. (2014). The analytics mandate. *MIT Sloan Management Review*, 55(4), 1–25.
13. Provost, F., & Fawcett, T. (2013). *Data science for business: What you need to know about data mining and data-analytic thinking*. O'Reilly Media.
14. Shmueli, G., Bruce, P. C., Gedeck, P., & Patel, N. R. (2020). *Data mining for business analytics: Concepts, techniques, and applications in R*. Wiley.
15. Kwon, O., Lee, N., & Shin, B. (2014). Data quality management, data usage experience and acquisition intention of big data analytics. *International Journal of Information Management*, 34(3), 387–394. <https://doi.org/10.1016/j.ijinfomgt.2014.02.002>
16. Russom, P. (2011). Big data analytics. *TDWI Best Practices Report*, Fourth Quarter, 1–35.



17. Vidgen, R., Shaw, S., & Grant, D. B. (2017). Management challenges in creating value from business analytics. *European Journal of Operational Research*, 261(2), 626–639. <https://doi.org/10.1016/j.ejor.2017.02.023>
18. Wixom, B. H., Yen, B., & Relich, M. (2013). Maximizing value from business analytics. *MIS Quarterly Executive*, 12(2), 111–123.
19. Barton, D., & Court, D. (2012). Making advanced analytics work for you. *Harvard Business Review*, 90(10), 78–83.
20. Ransbotham, S., Kiron, D., Gerbert, P., & Reeves, M. (2017). Reshaping business with artificial intelligence. *MIT Sloan Management Review*, 59(1), 1–17.
21. Holsapple, C., Lee-Post, A., & Pakath, R. (2014). A unified foundation for business analytics. *Decision Support Systems*, 64, 130–141. <https://doi.org/10.1016/j.dss.2014.05.013>
22. Davenport, T. H. (2018). From analytics to artificial intelligence. *Journal of Business Analytics*, 1(2), 73–80. <https://doi.org/10.1080/2573234X.2018.1543535>



Impact Factor: 8.423



# INTERNATIONAL JOURNAL OF INNOVATIVE RESEARCH

IN SCIENCE | ENGINEERING | TECHNOLOGY

 9940 572 462  6381 907 438  [ijirset@gmail.com](mailto:ijirset@gmail.com)



[www.ijirset.com](http://www.ijirset.com)

Scan to save the contact details