



e-ISSN: 2319-8753 | p-ISSN: 2347-6710

IJIRSET

International Journal of Innovative Research in
SCIENCE | ENGINEERING | TECHNOLOGY



INTERNATIONAL JOURNAL OF INNOVATIVE RESEARCH

IN SCIENCE | ENGINEERING | TECHNOLOGY

Volume 12, Issue 2, February 2023

ISSN INTERNATIONAL
STANDARD
SERIAL
NUMBER
INDIA

Impact Factor: 8.118

Review of Image Compression Models

Pratibha Chavan¹, Shubham Vanjari¹, Shrutika Sable¹, Prathamesh Kamble¹

Department of E&TC Engineering, Trinity College of Engineering and Research, Pune, Maharashtra, India¹

Abstract: Now-a-days era is developing at huge price and additionally calls for multimedia is also increasing. The number of statistics stored and transferred is also growing. This could result in inadequate garage and transmission techniques. So, picture compression is a need so one can lessen the dimensions of the pix. This Paper gives review of different kinds of photographs and the distinct techniques for photograph Compression. Based on this evaluation we endorsed well-known approach for photo Compression. Photo Compression is the approach of decreasing the picture length without degrading the best of the image. Numerous types of photographs and specific compression techniques are mentioned right here. Photograph Compression is the answer related to transmission and garage of massive quantity of facts for digital photo. Transmission of pix consists of distinctive applications like broadcasting of television, remote sensing thru satellite and other long-distance verbal exchange even as image storage is required for scientific pictures, satellite snap shots, documents and snap shots. So that you can get better photo compression, the Rider optimization set of rules is also defined. Algorithm of JPEG information compression consists of various steps like splitting, color space remodel, DCT, Quantization, Serialization, Vectoring, Encoding. Jpeg records compression techniques are also one of the important steps in photo compression.

KEYWORDS: Image compression, ROA, LBG, VQ, JPEG, DCT

I. INTRODUCTION

Picture compression is an application of statistics compression that encodes the unique image with few bits [1]. The objective of photograph compression is to lessen the redundancy of the photo and to save or transmit statistics in an efficient form. Uncompressed multimedia (snap shots, audio and video) records require big garage capability and transmission bandwidth [2]. Despite rapid development in mass-garage density, processor speeds, and digital verbal exchange machine overall performance, demand for information garage capability and records transmission bandwidth maintains to outstrip the

Skills of to be had technologies. The recent boom of facts in depth multimedia-based totally net programs hasnow not most effective sustained the need for greater green approaches to encode signals and picture [3]. However image made compression of such indicator's primary to storage and communication era. A not unusual feature of maximum photographs is that the neighboring pixels are correlated and therefore incorporate redundant statistics. The most mission then is to discover less correlated representation of the photograph. Two fundamental components of compression are redundancy and irrelevancy discount. Redundancy reduction targets at putting off duplication from the sign source (photo/video). Irrelevancy reduction omits parts of the signal with a purpose to no longer be observed with the aid of the sign receiver, particularly the Human visual device (HVS). [3]

In popular, three kinds of redundancy can be identified: 1. Coding Redundancy: A code is a gadget of symbols (letters, numbers, bits, etc.) Used to symbolize a body of facts or set of occasions. Every piece of statistics or activities is assigned a series of code symbols, referred to as a code phrase. The variety of symbols in each code phrase is its period. The eight-bit codes that are used to symbolize the intensities within the maximum 2-D intensity arrays include extra bits than are had to constitute the intensities. 2. Spatial and temporal redundancy: due to the fact the pixels of maximum 2-D depth arrays are correlated spatially, facts is unnecessarily replicated in the representations of the correlated pixels. In video sequence temporally correlated pixels also replica information.

II. IMAGE COMPRESSION

Within the field of image processing, the compression of pics is an critical step before we begin the processing of larger photographs or films. The compression of photographs is performed via an encoder and output a compressed shape of an photograph. Within the procedures of compression, the mathematical transforms play a vital function. The overall representation of the picture in a laptop is like a vector of pixels. Each pixel is represented by using a fixed quantity of

bits. Those bits determine the depth of the color (on grayscale if a black and white picture and has three channels of RGB if colored photographs.) At its middle, photograph compression is whilst you take away or institution collectively sure parts of an image file in order to reduce its size. Here are some motives. Web sites with uncompressed pictures can take longer to load, and can purpose your visitors to bop due to this. Uploading an uncompressed picture can take a while, and some e mail servers have a document length restriction. For lower the garage impact on your difficult pressure.

There are two sorts of image compression techniques - lossless vs lossy.

Lossless compression: Lossless compression is a method used to reduce the scale of a document while maintaining the same first-class as before it was compressed. As an instance, in a DSLR digicam, you probably have the option to shop pictures as both raw or JPEG. Uncooked files have no compression and are splendid if you're a professional picture editor. But they absorb more area. JPEG, alternatively, gained refill your tough drive as fast, but some of the facts is lost inside the conversion.

Kinds of lossless image encompass:

- RAW - observed in lots of dslrs, and maintains all the light statistics obtained from the digital camera's sensor. For an expert, this splendid information. However, those documents types have a tendency to be pretty huge in size. Additionally, there are specific versions of uncooked, and you can need sure software to edit the files.
 - PNG - Compresses pix to hold their small size by looking for patterns on a photo, and compressing them together. The compression is reversible, so once you open a PNG record, the image recovers precisely.
 - BMP - A layout determined solely to Microsoft. It's lossless, however now not frequently used.
- It should also be mentioned that changing a lossy picture lower back to lossless gained repair the image's records.

Lossy compression: If you want to supply the photo an excellent smaller length, lossy compression discards a few components of a photo. But, this doesn't suggest the picture will look terrible. Right here are the two main sorts of lossy compression. **JPG:** also referred to as JPEG, this layout gets rid of bits and portions of a photo that you could word relying upon the level of compression, you observe. An everyday amount of compression will now not be significant, while extreme compression can be apparent. There also are other approaches a JPG photo's first-class may be reduced. If you rotate the JPG an excessive amount of, you'll observe a difference in high-quality. This is due to the fact the photo has to recompress itself with every rotation, losing some data in the process. There is however programs out there that rotate a JPGLosslessly. The same degradation applies if you save a JPG multiple times. In GIF compresses documents through lowering the wide variety of colours it has. If the photo has extra than 256 hues (The greatest number of colors older computers should have) this format will make the picture appearance, much less appealing. The first-class use for gifs is for pix that are lively. The instance below shows a assessment between GIF snap shots which variety from eight colorations to 256 Colorations.

III. TECHNIQUES OF COMPRESSION

Now that we are mentioned numerous photograph codecs, the subsequent explains some image compression methods used to gain either lossless or lossy compression. These algorithms, or versions of those Algorithms, are also what are utilized in photograph compression equipment and services. **Deflate:** Deflate is a lossless statistics compression algorithm used for PNG images. It makes use of a aggregate of LZ77 And Huffman coding to acquire compression consequences that do not affect the great of the photo. **Run-length:** Run-length encoding is a form of lossless compression that takes redundant strings or runs of facts and Stores them as one unit. Say you have a image of red and white stripes, and there are 12 white pixels And 12 purple pixels. Usually, the records for it'd be written as W, with W representing the white pixel and R the red pixel. Run period would place the statistics as 12W and 12R.

Rework: Rework encoding is a lossy compression typically used for jpegs. There are tens of millions of shades of colors, and rework encoding takes colorations which have comparable shades and make them one single Value. Depending upon the compression value you define (i.e., the number of shades of colors you organization collectively) you could or might not note a distinction inside the images excellent. Consider a black and white picture that has a decision of one thousand*one thousand and every pixel uses eight bits to constitute the depth. So the overall no of bits req= a thousand*one thousand*8 = 80, 00,000 bits per image. And don't forget if it's miles a video with 30 frames in line with second of the above-cited type pics then the total bits for a video of three sec is: three*(30*(8, 000, 000)) =720, 000, 000 bits .

As we see simply to store a 3-sec video we want so many bits which could be very big. So, we want a manner to have proper representation as properly to keep the information approximately the photograph in a minimum no of bits without dropping the character of the picture. Therefore, photograph compression plays an critical function.

Simple steps in image compression:

- making use of the picture rework
- Quantization of the tiers
- Encoding the sequences.

Image code boxes compression requirements. Image record layout tells how the records is organized & the form of Compression used.

Image field –Similar to report format & handles a couple of styles of image information. Picture compression general outlineStrategies for compressing & de compressing.

ITU-T - worldwide Telecommunication Union CCITT - Consultative Committee for global Telephony and TelegraphyReworking The picture.

IEC - worldwide Electro-technical commission

What's a transformation (Mathematically):It a feature that maps from one domain (vector area) to some other domain (other vector space).Count on, T is a transform, $f(t):X \rightarrow X'$ is a characteristic then, $T(f(t))$ is known as the transform of thefunction. Inan easy experience, we can say that T changes the form(representation) of the characteristic as it is a mapping from one vector area to another (without changing simple feature $f(t)$ i.e.

The relationship among the domain and co-domain).

We generally carry out the transformation of the function from one vector area to the opposite because Whilst we try this in the newly projected vector area, we infer greater facts approximately the feature.

A actual-lifestyles example of a remodel:

Right here we can say that the prism is a metamorphosis feature in which it splits the white mild ($f(t)$) intoIts additives i.e. The illustration of the white light and we look at that we are able to infer more statistics about the light in its aspect illustration .Thenthe white mild one. This is how transforms help in expertise the functions in an green manner.Transforms in image processing the picture is also a characteristic of the area of the pixels. I.e.I (x, y) where (x, y) are the coordinates of the pixel inside the image. So, we generally remodel an photograph from the spatial domain to the frequency domain.

Necessity of photo transformation:

- It turns into clean to recognize what all the important additives that make up the image and help

Within the compressed representation.

- It makes the computations smooth

Example: locating convolution within the time domain earlier than the transformation:

- locating convolution inside the frequency area after the transformation So, we can see that the computation value has decreased as we switched to the frequency area. We can also see that within the time domain the convolution became equal to an integration operator but within the frequency domain, it becomes same to the simple made of phrases. So, this way the fee of computation reduces. So, this manner whilst we rework the image from area to the alternative carrying out the spatial filtering operations will become less complicated.

Quantization- The technique quantization is a important step in which the various degrees of intensity are grouped right into aParticular level primarily based at the mathematical function described on the pixels. Normally, the more recent degree is decided through taking a fixed clear out length of “m” and dividing each of the “m” terms of the clear out and rounding it its closest integer and again multiplying with “m”.Basic quantization function: $[\text{pixel value}/m] * m$ So, the closest of the pixel values approximate to a unmarried level therefore because the no of distinct levels ,Involved in the photograph will become much less. For this reason, we lessen the redundancy in the stage of the depth. So, thus quantization allows in decreasing the awesome tiers.

E.g.: ($m=9$)

Consequently,we see inside the above example both the intensity values spherical as much as 18 consequently we lessen the varietyOf distinct degrees (characters concerned) within the photo specification.

Symbol Encoding -The symbol level involves in which the wonderful characters involved within the picture are encoded in a manner that the no. of bits required to represent a person is premiere based at the frequency of the individual's incidence. In easy terms, in this stage code words are generated for the specific characters gift. By using doing so we purpose to reduce the no. of bits required to represent the intensity tiers and represent them in an ideal number of bits. There are many encoding algorithms. A number of the famous ones are:

- Huffman variable-duration encoding.
- Run-period encoding.

Within the Huffman coding scheme, we try to locate the codes in this type of manner that none of the codes are the prefixes to the opposite.

And based totally at the opportunity of the occurrence of the man or woman the duration of the code is decided. A good way to have an top of the line answer the maximum possibly individual has the smallest duration code.

Instance: We see the actual 8-bit illustration in addition to the new smaller length codes.

The mechanism of Generation of codes is:

So we see how the storage requirement for the no of bits is reduced as: Initial illustration—common code length: eight bits in line with depth stage.

After encoding—average code period:

$(Zero.6 \times 1) + (0. Three \times 2) + (zero.06 \times 3) + (zero.02 \times 4) + (0.01 \times five) + (0.01 \times 5) = 1$. Fifty-six bits per depth level For this reason, the no of bits required to represent the pixel depth is appreciably reduced.

For that reason, in this manner, the mechanism of quantization helps in compression. While the photos are once compressed its smooth for them to be stored on a device or to switch them. And based on the type of transforms used, form of quantization, and the encoding scheme the decoders are designed based totally at the reversed common sense of the compression so that the original image can be re-constructed based at the data obtained out of the compressed images.

Various Compression Algorithms

JPEG stands for Joint Photographic professionals' institution. We perform such type of compression to lessen, the dimensions of the report without detrimental its satisfactory. By using lowering the scale, we will keep it in a large amount

Which become now not viable earlier. Decreasing the dimensions of pix will even improve the efficiency of the Machine because it will give much less load on it.

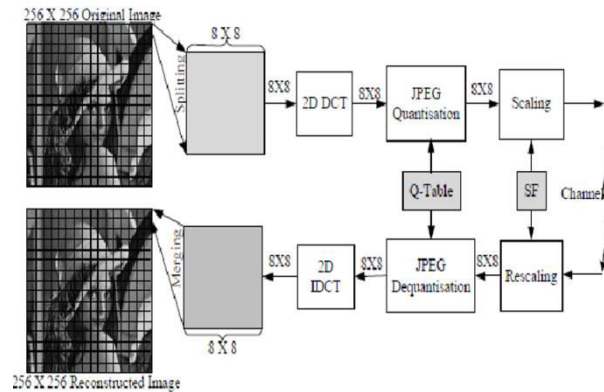
Manner Of JPEG Compression:

First off, we convert the R, G, B color format to Y, Cb, Cr layout. Some shades are extra touchy to human eyes and as a consequence are high-frequency shades. A few colours of chromium compounds like Cb and Cr are much less sensitive to human eyes for that reason may be left out. Then we reduce the dimensions of pixels in down sampling. We divide our photo into 8*eight pixels and perform forward DCT (Direct Cosine Transformation). Then we perform quantization using quantum tables and we compress our information the use of various encoding strategies like run-length encoding and Huffman encoding. In the second stage, we decompress our records, It involves deciphering wherein we decode our information, and we once more de-quantize our data by referring to the quantization table. Then we perform Inverse DCT and up sampling to transform it into original pixels and subsequently, colour transformation takes location to convert the picture into its original colour layout.

Algorithm of JPEG data Compression

1. Splitting –We break up our image into the blocks of eight*eight blocks. It paperwork 64 blocks in which every block is Referred to as 1 pixel.
2. Color space remodel –On this section, we convert R, G, B to Y, Cb, Cr version. Right here Y is for brightness, Cb is shade blueness and Cr stands for shade redness. We rework it into chromium colors as those are much less sensitive to human eyes as a result can be eliminated.
3. Practice DCT – We observe Direct cosine rework on every block. The discrete cosine remodel (DCT) represents. A photo as a sum of sinusoids of various magnitudes and frequencies. Four.
4. Quantization –Inside the Quantization manner, we quantize our records the use of the quantization desk.
5. Serialization –In serialization, we carry out the zig-zag scanning sample to make the most redundancy.
6. Vectoring –We apply DPCM (differential pulse code modeling) on DC factors. DC factors are used to Define the electricity of colours.
7. Encoding –In the final degree, we practice to encode both run-length encoding and Huffman encoding. The main

Aim is to convert the image into textual content and by means of applying any encoding we convert it into binary shape(Zero, 1) to compress the records.



Block Diagram of JPEG based DCT

Benefits of Image photo format:

There are several benefits of JPEG photo format.

Image layout has been in use on account that long time and is extraordinarily transportable. Image layout is like minded with nearly each photo processing utility. Imageformat is like minded with maximum of the hardware devices e.g. Printers and many others; consequently, its miles very smooth to print the pix in Image layout. Imageformat can be used to shop excessive-resolution speedy-moving pix which might be blur in other image formats because attributable to their small size, Image Photos may be stored fast from a digital camera to garage tool. Length of JPEG snap shots can be reduced and compressed which makes this record format, Appropriate for moving photographs over the net as it consumes much lessBandwidth. A JPEG image can be compressed right down to five% of its authentic length.

Disadvantages of JPEG photo Compression-

Image compression technique is a lossy compression. Lossy compression approaches that once image is compressed in image layout; it loses sure actual contents of the picture. Fine of picture is decreased after JPEG compression as a result of the loss of actual content material of the photograph. image compression is not suitable for pix with sharp edges and features. Image format is not capable of dealing with lively graphic pics. Image pics do now not guide layered snap shots. Image clothier want to work on layeredImages in order to manipulate and edit image pictures which aren't possible with image. Only eight-bit images are supported via JPEG layout. Alternatively, contemporary excessive resolution digital cameras guide 10-, 12-, 14- or sixteen-bit pictures. If these images are stored in JPEG layout, greater information is discarded, resulting in reduced picture great.

The rider optimization (ROA)

The rider optimization algorithm (ROA) is based on a singular computing technique, specifically fictional computing that undergoes collection of system to solve the troubles of optimizations the use of imaginary information and notions. ROA is based at the groups of riders that struggle to attain the target. ROA employs rider agencies that take a journey to attain not unusual goal on the way to emerge as winner. In ROA, the depend of organizations is four wherein equal riders are located. The 4 organizations adapted In ROA are attacker, overtake, follower, and skip rider. Every organization undergoes series of strategy to achieve the goal. The goal of pass rider is to acquire goal by bypassing leader's course. The follower attempts to follow the placement of leader in axis. Furthermore, follower employs multidirectional search area considering main rider that is useful for algorithm because it improves convergence fee. The over taker undergoes its very own role to acquire target thinking about close by places of leader. The benefit of over taker is that it facilitates quicker convergence with massive worldwide neighborhood. As according to ROA, the global premiere convergence is characteristic of overtake, whose function is based on the placement of the chief success fee, and directional indicator. The attacker adapts position of leader to perform vacation spot with the aid of the usage of its utmost speed. Furthermore, it's miles answerable for initializing the multidirectional search using speedy search for accelerating search speed. The ROA is prompted from riders, who contend to reach anticipated location. The steps hired in ROA algorithm are described beneath: Initialization of Rider and other algorithmic parameters. The most

step is the initialization of algorithm which is achieved the usage of 4 organizations of riders. Represented as V , and initializations of its positions are finished in arbitrary way. The initialization of institution is given by, $S = \{S_r, (v, K)\}; 1 \leq r \leq P, 1 \leq v \leq K$. Where, P signifies count number of riders, and rider in S_i (e. Okay) signifies role of the dimensions at time immediately.

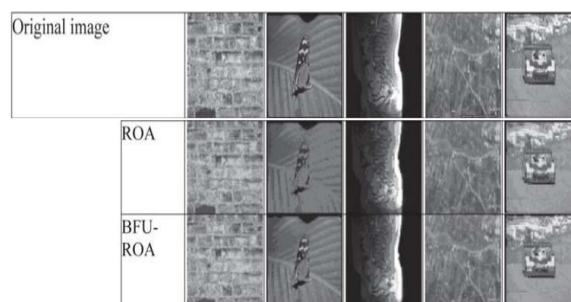
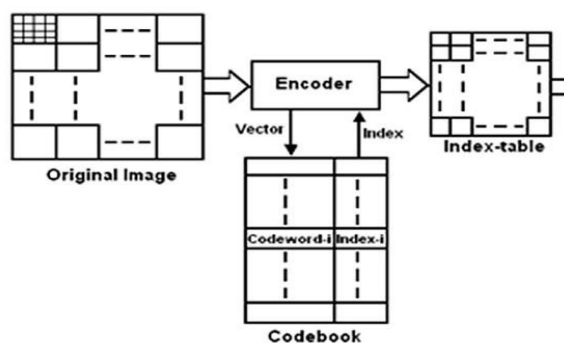


Image Compression using ROA

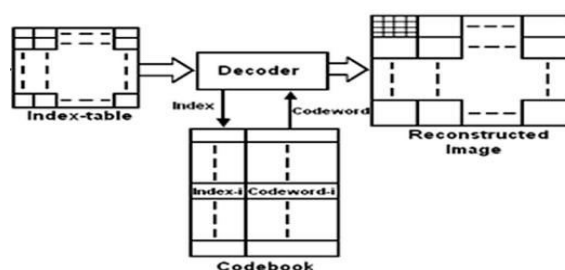
Fast vector quantization using a Bat algorithm for image compression:

Bat set of rules (BA) is a nature inspired meta-heuristic algorithm developed with the aid of Yang in 2010. There may be purposeful similarity among bat set of rules and radio detection and ranging (RADAR). The radar works based on emission of modulated signals/echoes from the object. Further, the primary idea in the back of Bat algorithm is an echolocation characteristic of micro bats.

Bat set of rules is based totally on the echolocation conduct of micro bats with varying pulse costs of emission and loudness. The bat emits a few sounds with one-of-a-kind pulse rate and loudness. These sound alerts are reflected again from items known as echo signals. With these echo indicators, Bats can determine the size of the object and distance to object, speed of the object or even their texture in fractions of a second due to their sophisticated sense of hearing. Frequency tuning, computerized zooming and parameter manipulation features allows the Bat algorithm to be efficient and speedy. Additionally Bat algorithm is simple and flexible. We conclude honestly that BA has blessings over other algorithms. At the side of optimization problems, Bat algorithm can also be carried out to category, clustering, information mining, photograph matching, Fuzzy good judgment, and parameter estimation issues.



Encoding process of Vector Quantization



Decoding process of Vector Quantization

Generalized LBG vector quantization algorithm

The most commonly used strategies in VQ are the GeneralizedLloyd set of rules (GLA) which is likewise called Linde–Buzo–grey (LBG)

Algorithm. The algorithm is as follows:

Step 1- begin with preliminary codebook C1 of size N. Permit the iteration counter be $m = 1$ and the initial distortion $D1 = \infty$

Step2- the use of codebook $C_m = \{Y_i\}$, partition the training set into

Cluster units R_i the usage of the closest neighbor circumstance.

Step 3 -as soon as the mapping of all the enter vectors to the preliminary

Code vectors is made, compute the centroids of the partitionArea determined in step 2. This gives an stepped forward codebook C_{m+1} .

Step 4- Calculate the average distortion D_{m+1} . If $D_m - D_{m+1} < T$ thenStops, in any other case $m = m + 1$ and repeat steps 2–four.The distortion becomes smaller after recursively executing theLBG set of rules. Without a doubt, the LBG algorithm can guarantee that the distortion will now not boom from iteration to the subsequent iteration.However, it can't assure the resulting codebook will become,The most fulfilling one, and the initial condition will drastically influence the effects. Therefore, in the LBG algorithm, we have to pay extraInterest to the choice of the initial codebook.

PSO-LBG vector quantization algorithm

The PSO become proposed by using Kennedy and Eberhart inside the year 1995.It is based totally on social conduct of hen flocking or fish facultying. There are two classes of PSO fashions: gbest and lbest models.PSO gbest model turned into utilized by Chen, Yang and Gou [39] to design aCodebook for vector quantization via initializing the end result of a LBG.Algorithm as gbest particle that allows you to growth the rate of convergence of PSO. In PSO, particles (or codebooks) adjust their values, primarilybased on their previous enjoy and the first-rate revel in of theSwarm to generate a first-rate codebook. The structure of codebook for optimization strategies with size N_c and duration N_b is shown in Fig. 2.

Here, codebook is thought as debris. The PSO set of rules follows:

Step 1: Run the LBG algorithm; assign it as global nice codebook

(gbest).

Step 2: Initialize relaxation codebooks with random numbers and their corresponding velocities.

Step three: discover fitness values through Eq(5) for each codebook

$$\text{Fitness}(C) = \frac{1}{D(C)} = \frac{N_b}{\sum_{j=1}^{N_c} \sum_{i=1}^{N_b} u_{ij} \cdot \|X_i - C_j\|^2} \quad (5)$$

Step 4: If codebook new health cost is better than antique health(pbest), then assign its corresponding new fitness as pbest.

Step 5: select the very best fitness fee among all of the codebooks,And if it is better than gbest, then replace gbest with maximum fitnessCost.

Step 6: update the velocities by means of Eq. (6) and update every particle to a brand-new function through Eq. (7) and return to Step 3.

$$v_{ik}^{n+1} = v_{ik}^n + c_1 r_1^n (pbest_{ik}^n - X_{ik}^n) + c_2 r_2^n (gbest_k^n - X_{ik}^n) \quad (6)$$

$$X_{ik}^{n+1} = X_{ik}^n + v_{ik}^{n+1} \quad (7)$$

Wherein ok is the number of solutions, i is the role of the particle, c_1, c_2 are cognitive and social learning prices respectively. R_1 and r_2 are random numbers.

Step 7: till a stopping criterion is happy (most iteration) repeat Step 3–7.

IV. CONCLUSION

As a result, all fundamental photo compression techniques were mentioned. To finish all the photograph compression strategies are useful of their related areas and each day new compression technique is developing which gives better compression ratio. In this review paper the Rider optimization algorithm and Bat algorithm based on vector quantization is mentioned. This review paper

gives clear concept approximately simple compression techniques and image kinds. Based on overview of different styles of snap shots and its Compression algorithms we finish that the compression set of rules depends at the 3 elements: quality of photo, amount of compression and speed of compression.

REFERENCES

- [1] Chavan, P.P., Rani, B.S., Murugan, M. et al. A novel image compression model by adaptive vector quantization: modified rider optimization algorithm. *Sādhana* 45, 232 (2020).
- [2] Pang C-Y, Zhou R-G, Hu B-Q, Hu W W and El-Rafei A 2019 Signal and image compression using quantum discrete cosine transform. *Inform. Sci.* 473: 121–141
- [3] Roy S K, Kumar S, Chanda B, Chaudhuri B B and Banerjee S 2018 Fractal image compression using upper bound on scaling parameter. *Chaos Soluitons Fractals* 106: 16–22
- [4] Xiao B, Lu G, Zhang Y, Li W and Wang G 2016 Lossless image compression based on integer discrete Tchebichef transform. *Neurocomputing* 214: 587–593
- [5] Brahimi T, Laouir F, Boubchir L and Ali-Che´rif A 2017 An improved wavelet-based image coder for embedded greyscale and colour image compression. *AEU Int. J. Electron. Commun.* 73: 183–192
- [6] Fu C, Yi Y and Luo F 2018 Hyperspectral image compression based on simultaneous sparse representation and general-pixels. *Pattern Recognit. Lett.* 116: 65–71
- [7] Dimauro G, Caivano D and Girardi F 2018 A new method and a non-invasive device to estimate anemia based on digital images of the conjunctiva. *IEEE Access* 6: 46968–46975
- [8] Mirjalili S and Lewis A 2016 The whale optimization algorithm. *Adv. Eng. Softw.* 95: 51–67
- [9] Li P and Lo K-T 2017 Joint image compression and encryption based on order-8 alternating transforms. *J. Vis. Commun. Image Represent.* 44: 61–71
- [10] Zhou N, Zhang A, Wu J, Pei D and Yang Y 2014, Novel hybrid image compression–encryption algorithm based on compressive sensing *Optik Int. J. Light Electr. Opt.* 125(18): 5075–5080
- [11] Zhu S, Zeng B and Gabbouj M 2015 Adaptive sampling for compressed sensing based image compression. *J. Vis. Commun. Image Represent.* 30: 94–105
- [12] Chiranjeevi K and Jena U R 2018 Image compression based on vector quantization using cuckoo search optimization technique. *Ain Shams Eng. J.* 9: 1417–1431
- [13] C.C. Chang, Y.C. Li, J.B. Yeh, Fast codebook search algorithms based on treestructured vector quantization, *Pattern Recognit. Lett.* 27 (10) (2006) 1077–1086.
- [14] Y.C. Hu, B.H. Su, T.C. Chiang, Fast VQ codebook search for gray scale image coding, *Image Vis. Comput.* 26 (5) (2008) 657–666.
- [15] H.B. Kekre, T.K. Sarode, S.R. Sange, S. Natu, P. Natu, Halftone image data compression using Kekre’s fast code book generation (KFCG) algorithm for vector quantization, in: *Technology Systems and Management*, vol. 145, *Communications in Computer and Information Science*, 2011, pp. 34–42.
- [16] H.B. Kekre, T.K. Sarode, S.D. Thepade, V. Vaishali, Kekre’s fast codebook generation in VQ with various color spaces for colorization of grayscale images, in: *Thinkquest, Springer Link*, 2010, pp. 102–108.
- [17] S. Yang, R. Wu, M. Wang, L. Jiao, Evolutionary clustering based vector quantization and SPIHT coding for image compression, *Pattern Recognit. Lett.* 31 (2010) 1773–1780.
- [18] X. Li, J. Ren, C. Zhao, T. Qiao, S. Marshall, Novel multivariate vector quantization for effective compression of hyperspectral imagery, *Opt. Commun.* 332 (2014) 192–200.
- [19] S.M. Hosseini, A. Naghsh-Nilchi, Medical ultrasound image compression using contextual vector quantization, *Comput. Biol. Med.* 42 (2012) 743–750.



INNO SPACE
SJIF Scientific Journal Impact Factor
Impact Factor: 8.118



ISSN INTERNATIONAL
STANDARD
SERIAL
NUMBER
INDIA



INTERNATIONAL JOURNAL OF INNOVATIVE RESEARCH

IN SCIENCE | ENGINEERING | TECHNOLOGY

 **9940 572 462**  **6381 907 438**  **ijirset@gmail.com**



www.ijirset.com

Scan to save the contact details