



e-ISSN: 2319-8753 | p-ISSN: 2347-6710

IJRSET

International Journal of Innovative Research in
SCIENCE | ENGINEERING | TECHNOLOGY



INTERNATIONAL JOURNAL OF INNOVATIVE RESEARCH

IN SCIENCE | ENGINEERING | TECHNOLOGY

Volume 12, Issue 13, April 2023

ISSN INTERNATIONAL
STANDARD
SERIAL
NUMBER
INDIA

High Throughput and Energy Efficient Belief Propagation Polar Code Decoder

¹ Dr.C.Ravichandran, ² C.E.Mohankumar, ³ Dr.S.A.Yuvaraj ⁴ Dr.C.Kalaiselvan

^{1,2,3} Professor, Department of ECE, GRT Institute of Engineering and Technology, Tiruttani, Tamil Nadu, India

⁴ Professor, Department of ECE, NRI Institute of Technology Guntur, Andhra Pradesh, Tamil Nadu, India

ABSTRACT: In this venture, we propose a better BP interpreting for polar codes with great execution by adjusting their equality really take a look at frameworks. The interpreting system is iterative and comprises of two sections. Initially, the equality check framework of polar codes is changed with the end goal that one of its sub grids relating to less solid pieces is in an inadequate nature. Also, the BP disentangling is applied to the changed equality actually take a look at grid. Results shows that proposed framework gives successful outcomes.

KEYWORDS: BP decoding, SC decoding, polar codes, parity check matrices

I. INTRODUCTION

VLSI is liked because of its many benefits: minimization, less region, truly more modest; higher speed, lower parasitic (diminished interconnection length); lower power utilization; and higher unwavering quality, enhanced chip interconnects. Furthermore, VLSI combination altogether lessens producing cost. By and by, a couple of inconveniences, for example, long plan and manufacture time and higher gamble to project with intricacy of millions of parts prompts the expectation of quick calculation and designs near optimality age. The innovative work of circuit format (Physical Design) robotization devices could clear a way for future development of VLSI frameworks.

The acknowledged standard about the format of coordinated circuits on chips and sheets is that it is a mind boggling process. Thus, any issue emerging because of enhancement issues expects to be addressed during the circuit format, which is recalcitrant. This alludes to the way that they are for the most part Nondeterministic Polynomial (NP) - hard. The significant ramifications of this plan of action is that the ideal arrangements can't be accomplished in polynomial time.

The VLSI configuration relates to plan of a solitary coordinated circuit to execute a complex advanced work. Normally, the plan cycle is an iterative interaction that tweaks a thought for a gadget which can be made through different degrees of plan reflection. The interaction is intricate and includes a progression of steps that incorporates detail to creation, in which the coordinated circuit is delivered. Starting with unique prerequisites, the cycle includes changing over these necessities into a register move depiction, e.g., control stream, registers and math and coherent tasks, which is reenacted and tried. It is then moved to circuit portrayal including entryways, semiconductors and interconnections. At this crossroads, recreation is utilized to check every part. Eventually, the mathematical format of the chip is delivered as mathematical shapes epitomizing circuit components and their interconnections. The plan of the format, consequently, expects to accomplish region minimization and precision in steering and timing.

II. LITERATURE SURVEY

Yuan and Parhi [1] proposed a G-lattice based early halting plan (named G-network BPD, for future reference), which depends on the thought that iterative decoders ordinarily unite prior to arriving at a decent greatest number of cycles. The G-grid based halting rule is utilized to stop the calculation assuming that assembly has been reached. It is



accounted for in [1] that the energy utilization is diminished by 33% when contrasted and BPD without a halting measure (named gauge BPD, for future reference), and a coded throughput of 9.1 Gb/s (the data throughput of 4.55 Gb/s) is accomplished at 3.5 dB. One more early halting strategy in light of the understanding of three sequential hard choices was presented by Park et al. in [2]. They proposed a doublecolumn engineering (named twofold section BPD, for future reference) for BPD of a polar code and accomplished a coded throughput of 4.68 Gb/s.

The early end plot empowers the proposed design to be more energy-efficient and lessens the inertness for the interpreting activity. To additionally diminish the calculation intricacy of BP decoders, in our past work [3-5], we proposed a technique in light of the assembly of the subfactor-charts, which is reached at a whole lot sooner stage. Acquiring a thought from SCD, a portion of the subfactor-charts are checked during every cycle, and assuming they have met, they are frozen and don't should be registered in the ensuing emphases. Furthermore, the freezing of these subfactor-charts will assist with working on the assembly of the general unraveling process over the remainder of the total variable diagram.

Therefore, both the calculation intricacy and the normal number of cycles are decreased. In this paper, different booking plans (explicit techniques for data spread across the element diagram) for the BP calculations are dissected exhaustively from the parts of inertness and intermingling speed. Besides, two new booking plans, which bring about immense decrease in the normal number of cycles required and, subsequently, the inertness for BPD as contrasted and the current planning plans, are presented in this paper. Utilizing the proposed booking plans, the normal dormancy of BPD for (1024, 512) polar codes is decreased to simply 37.8 cycles, which is, as far as we could possibly know, the most reduced inertness accomplished up to this point.

For a double polar decoder, booking alludes to the strategy for data spread and refreshing from one finish of the variable chart to the next. It significantly affects the intermingling pace of the BP deciphering on the component chart. In this part, we present the booking plans utilized in the current BP decoders. A one-way planning plan is utilized, where stages are enacted successively from left to right and one cycle is finished when the actuation arrives at the furthest right stage.

At the point when a phase is actuated, every one of the PEs in that stage is enacted and both left-hand and right-hand spread messages for that stage are determined and refreshed. In this one-manner booking, one emphasis takes m clock cycles, where m is the quantity of stages in the element chart. Cautious investigation of the one-way planning uncovers that, in one cycle, data at the left-hand side of the component chart has navigated the entire variable diagram to arrive at the right-hand side, while the data at the right hand side has just crossed one phase. This lopsided refreshing of the data will prompt a sluggish assembly of unraveling on the variable chart. Polar codes are the first codes with an explicit construction to asymptotically achieve the symmetric capacity of memoryless channels using a low-complexity, successive-cancellation (SC), decoding algorithm [1]. Additionally, they were shown to be free of error floors when used with binary-input symmetric memoryless channel. therefore attractive for wired communications and storage systems.

III. PROPOSED SYSTEM

Polar codes are a class of blunder adjusting codes that can accomplish limit with a low-intricacy encoding and disentangling. Their development takes advantage of the channel polarization impact: this implies that a portion of the channels through which codeword pieces are sent (called piece channels) are more dependable than others. Data pieces are communicated through the most solid piece channels, while the most un-solid are set to a decent worth (frozen bits): the general request of reliabilities is subject to the code length and on the sign to-commotion proportion (SNR) for which the code has been built. The number and position of data bits in a polar codeword should be known by both the encoder and the decoder. For encoders, data bits should be accurately interleaved with frozen bits prior to



encoding, and frozen bits should be re-set part of the way through methodical encoding. Decoders focusing on any unraveling calculation should know about the piece course of action too

Equipment executions of encoders and decoders typically consider the frozen-data bit design as an info, and hence don't assess its capacity or estimation cost. Numerous executions of encoders and decoders focus on a solitary or a set number of blends of code lengths and rates, and a solitary SNR in this way, it is feasible to store the frozen-data bit design for each upheld code. Multi-mode decoders, and along these lines encoders, need to concede a significantly more serious level of adaptability than what can presently be accomplished. Inside this system, the immediate stockpiling of the digit design for each upheld case can prompt deplorable execution costs.

A couple of late works address the issue of simple development of polar code relative reliabilities. Incomplete orders in the unwavering quality of polar code bit-channels were seen, while a hypothetical system in view of β -extension for quick polar code development has been proposed. While these methodologies incredibly lessen the calculation intricacy of the relative reliabilities, the immediate execution cost is still extremely high. Operand

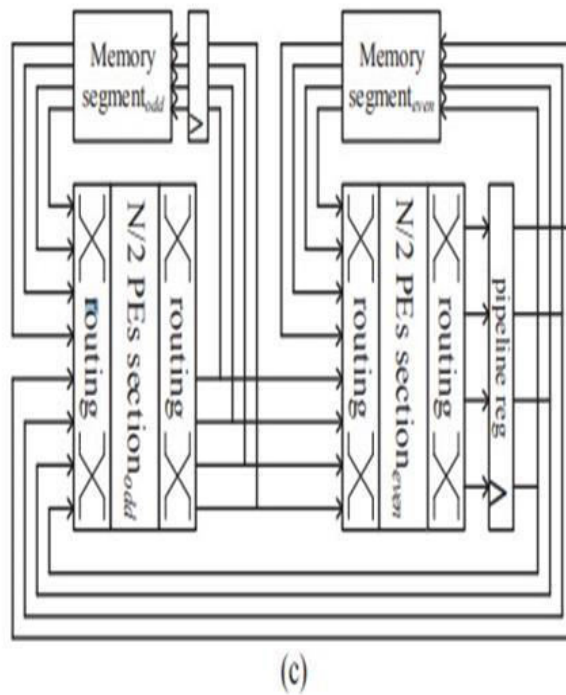
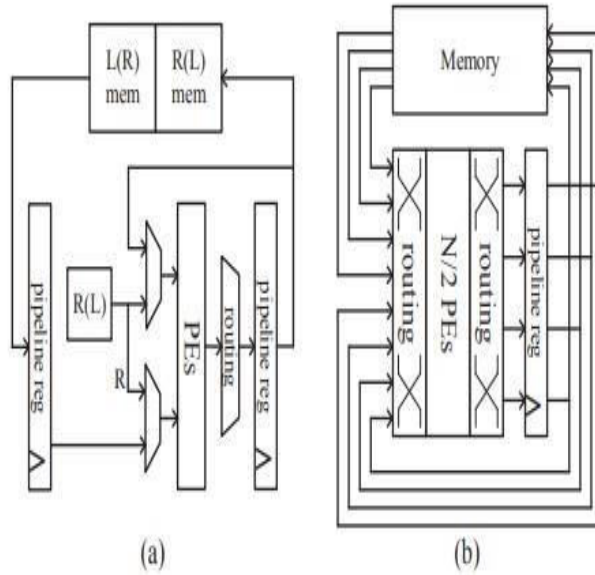
In this work, we propose a surmised technique to process the overall unwavering quality of polar codes that can be carried out with impressively lower intricacy than the immediate stockpiling, all things considered, alongside an adaptable engineering that can be utilized in both encoders and decoders. The compromise between execution intricacy and level of guess can be tuned by the application imperatives.

Various disentangling techniques have been existed for polar codes, and among these, progressive scratch-off unraveling (SCD) and conviction engendering deciphering (BPD) are the two most well known strategies. Because of the sequential idea of the calculation, SCD experiences long dormancy, despite the fact that it requires less calculation as contrasted and BPD. A few techniques have been existed to decrease the inactivity of SC decoders to accomplish a high throughput. Also, list interpreting and stack deciphering, which depend on SCD, have been existed to further develop the mistake rectifying execution for polar codes with short code lengths.

Then again, polar BP decoders enjoy the characteristic benefit of equal handling. In this manner, contrasted and their SC partners, polar BP decoders are more alluring for low-dormancy applications. Be that as it may, because of their iterative nature, the expected dormancy and energy scattering of BP decoders increment directly with the quantity of emphases. The prerequisite of an enormous number of cycles brings about high calculation intricacy, and thus makes BPD less alluring than its SC partner. To lessen the region cost, as of late, a memory proficient BP decoder was existed by Sha et al. in view of joining two nearby phases of a BPD factor chart. To diminish the calculation intricacy, another translating technique, called delicate abrogation (SCAN) unraveling, was proposed.

By confining the delicate data engendering plan for the disentangling system, the computational intricacy of SCAN is a lot of lower than that of BPD. Be that as it may, not the same as BPD, the SCAN activity is sequential in nature, prompting a significantly longer unraveling inertness. In view of the SCAN decoder, another translating calculation, called decreased intricacy delicate (RCSC), was existed to diminish the BPD intricacy. RCSC requires altogether less memory for putting away log-probability proportions (LLRs) as contrasted and the SCAN decoder, and by dispensing with the superfluous increments, it likewise requires less calculations. In any case, like the SCAN decoder, RCSC experiences long interpreting inactivity. In this paper, we focus on the plan of a lowlatency polar codes decoder, and subsequently, we focus on the equal BPD execution.

From Fig. 1 we see that after the principal phase of encoding of the information d , the main half and last part of d see similar encoding circuit for the accompanying stages. This proposes that we might process in equal the activities in two dabbed boxes at both encoder and decoder



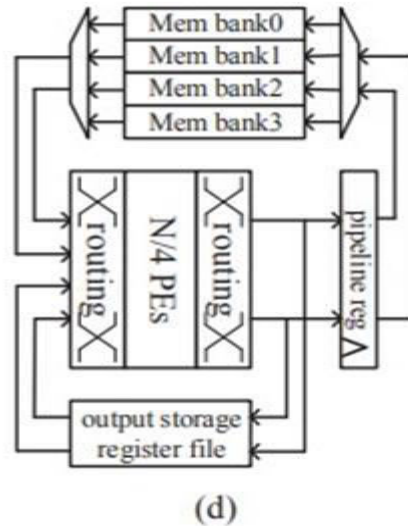


Fig. 1 Proposed System

During the deciphering of a got vector y we comparatively modify the components to acquire y_0 , to begin translating on the decreased encoding diagram of q -ary images. We begin doing as such by framing the joint thickness elements of the q -ary letter set rather than the probabilities of pieces in x , and afterward following the thickness changes. At the point when we arrive at the left finish of the chart, the choice component plays out a ML translating of size equivalent to two pieces, as per the change d to d_0 .

We can without much of a stretch confirm from the change conditions that, the thickness changes cause an intricacy increment by an element of 8 however diminishes the interpreting diagram size by a variable of 2, subsequently lessening the deciphering inertness by an element of 2 i.e., from $(2N - 1)$ to $(N - 1)$. Numerous Folding be stretched out κ times as proposed to deliver a diagram of diminished aspect $N/2 \kappa$, where every image contains 2κ bits and thus the letters in order size increments to $q = 22 \kappa$ (see Fig. 2). This empowers equal handling of 2κ bits all at once, which decreases dormancy by an element of 2κ .

Be that as it may, the general intricacy increments by a variable of $2 \kappa 2 \kappa 2 \kappa$, in any event, when a proficient execution of the q -ary thickness changes depends on Hadamard change. Note that the ML-choices in an official choice stage present extra intricacy and idleness, however minimal when κ is little. In this paper note that this q -exhibit translation of the vectors isn't required. All things being equal, we might disentangle the pieces in every q -exhibit image independently and equal, which stays away from the huge intricacy of joint thickness development with the q -cluster letter sets of size $q = 22 \kappa$ and makes it equivalent to that in a standard SCD.

This is seen from the (4), where every section of pieces in q -cluster vectors x_0 and d_0 can be handled independently. Since encoder has this unmistakable partition, the interpreting might take advantage of it to carry out equal unraveling. Notwithstanding, note that, the two segments in (4) are without a doubt related at the last stage ML-choice components. When rehashed κ times, the general probability development becomes identical to the advancement of probabilities of 2κ bits in equal on the encoding diagrams of more limited length $N/2 \kappa$. This at last outcomes in the inertness gain by a component 2κ . Notwithstanding, the extra dormancy and intricacy of the last stage ML choice components actually should be represented

The ML choices are likewise exceptionally parallelizable and since they work on extremely short squares of 2κ bits they have a low intricacy for $\kappa \leq 3$. The general intricacy with the our new proposition turns out to be practically equivalent to that in standard SCD, and the inertness is decreased by very nearly a component of 2κ contrasted with that in standard SCD, assuming we disregard the ML choice components of the last stage for little κ s. Note that the intricacy of a short 2κ length ML-choice component is practically identical to that of a 2κ length SCD which was installed in the last stage and is presently supplanted by a MLD.



Thus we might anticipate an addition in inertness, up to a variable of 2κ and just an insignificant expansion in the general intricacy. We show our reenactment brings about the following segment with this most recent proposed, further developed numerous collapsing decoder model. The decreased intricacy of our new proposed model empowers use of the decoder for higher blocklengths, where we saw huge execution gains with our superior different collapsed SCD. Due to its iterative nature, placement has made the overall turnaround time greatly sensitive to the runtime of the placement. The varied reasons justify the need for flexible yet powerful and fast placement algorithms which is critical for faster turnaround and least time to market.

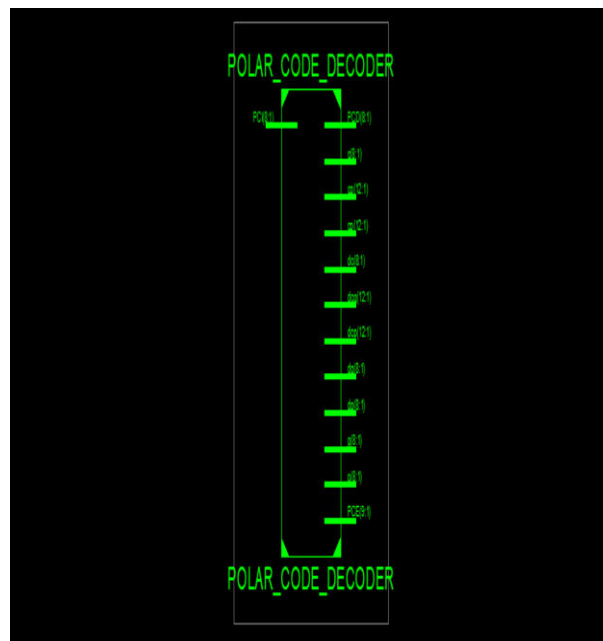


Fig 2 RTL Schematic of Proposed System

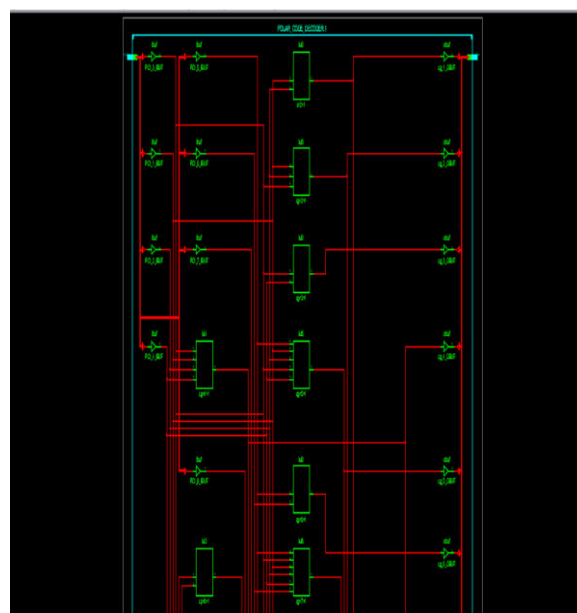


Fig 3 RTL Schematic of Proposed System

IV. RESULTS AND DISCUSSION

The below waveform shows the simulation result of the proposed system (belief propagation polar code decoder)



FIG .4 output waveform of proposed system

The info given is in parallel structure that is 00101010 and after encryption it changes to 00111111. This information or data is unscrambled by conviction spread polar code decoder and subsequently the unscrambled information is 00101010 , which is by and large the given information . Furthermore, in the waveform pce is polar code encoder and pcd is polar code decoder.

V. CONCLUSION

In this task, we have proposed a superior BP decoder for polar codes by adjusting their equality really look at grids. However the possibility of the proposed decoder isn't new, it has never been utilized for polar codes. All the more critically, reenactment results show that the proposed decoder can give huge execution gains contrasted with the polar BP decoder. At the framework level, a specific extension strategy is proposed to such an extent that how much LM activities and the related inactivity of the solid data pieces are decreased. At the algorithmic level, a twofold thresholding plan is proposed as a rough arranging technique for the rundown pruning activity and its rationale delay is significantly diminished for an enormous rundown size. At long last, an upgraded VLSI design for the LM activity is introduced. Test results show that both the unraveling throughput and the rundown size are multiplied when contrasted and the cutting edge models.



REFERENCES

- [1] E. Arikan, "Channel polarization: A method for constructing capacityachieving codes for symmetric binary-input memoryless channels," *IEEE Trans. Inform. Theory*, vol. 55, no. 7, pp. 3051-3073, Jul. 2009.
- [2] S. H. Hassani, R. Mori, T. Tanaka, and R. L. Urbanke, "Rate-dependent analysis of the asymptotic behavior of channel polarization," *IEEE Trans. Inform. Theory*, vol. 59, no. 4, pp. 2267-2276, Apr. 2013.
- [3] S. H. Hassani, K. Alishahi, and R. L. Urbanke, "Finite-length scaling for polar codes," *IEEE Trans. Inform. Theory*, vol. 60, no. 10, pp. 5875- 5898, Oct. 2014.
- [4] M. Mondelli, S. H. Hassani, and R. L. Urbanke, "From polar to ReedMuller codes: A technique to improve the finite-length performance," *IEEE Trans. Commun.*, vol. 62, no. 9, pp. 3084-3091, Sep. 2014.
- [5] D.-M. Shin, S.-C. Lim, and K. Yang, "Design of length-compatible polar codes based on the reduction of polarizing matrices," *IEEE Trans. Commun.*, vol. 61, no. 7, pp. 2593-2599, Jul. 2013.
- [6] M. Seidl, A. Schenk, C. Stierstorfer, and J. B. Huber, "Polar-coded modulation," *IEEE Trans. Commun.*, vol. 61, no. 10, pp. 4108-4119, Oct. 2013.
- [7] A. Eslami and H. Pishro-Nik, "On finite-length performance of polar codes: Stopping sets, error floor, and concatenated design," *IEEE Trans. Commun.*, vol. 61, no. 3, pp. 919-929, Mar 2013.
- [8] E. Hof, I. Sason, S. Shamai, and C. Tian, "Capacity-achieving polar codes for arbitrarily permuted parallel channels," *IEEE Trans. Inform. Theory*, vol. 59, no. 3, pp. 1505-1516, Mar. 2013.
- [9] R. Mori and T. Tanaka, "Performance and construction of polar codes on symmetric binaryinput memoryless channels," in *Proc. IEEE Int. Symp. Inf. Theory (ISIT)*, Jun. 2009, pp. 1496-1500.
- [10] R. Mori and T. Tanaka, "Performance of polar codes with the construction using density evolution," *IEEE Commun. Lett.*, vol. 13, no. 7, pp. 519-521, Jul. 2009.
- [11] R. Pedarsani, S. H. Hassani, I. Tal, and E. Telatar, "On the construction of polar codes," in *Proc. IEEE Int. Symp. Inf. Theory (ISIT)*, Aug. 2011, pp. 11-15.
- [12] R. Pedarsani, "Polar codes: Construction and performance analysis," Master's thesis, Swiss Federal Institute of Technology (EPFL), Lausanne, Switzerland, Jun. 2011.



INTERNATIONAL JOURNAL OF INNOVATIVE RESEARCH

IN SCIENCE | ENGINEERING | TECHNOLOGY

 9940 572 462  6381 907 438  ijirset@gmail.com



www.ijirset.com

Scan to save the contact details