



e-ISSN: 2319-8753 | p-ISSN: 2347-6710

IJRSET

International Journal of Innovative Research in
SCIENCE | ENGINEERING | TECHNOLOGY

INTERNATIONAL JOURNAL OF INNOVATIVE RESEARCH

IN SCIENCE | ENGINEERING | TECHNOLOGY

Volume 12, Issue 6, June 2023

ISSN INTERNATIONAL
STANDARD
SERIAL
NUMBER
INDIA

Impact Factor: 8.423

9940 572 462

6381 907 438

ijirset@gmail.com

www.ijirset.com

Dynamic Time History Analysis of Vertical Irregular Building

Miss. Mrugakshini V. Borkar¹, Prof. Dr. Swati D. Ambadkar²

Student, M. Tech Structural Engineering, Dept. of Civil Engineering, G.H. Rasoni University, Amravati, India¹

Professor, Dept. of Civil Engineering, G.H. Rasoni University, Amravati, India²

ABSTRACT: When a structure is supported by High Loads, which include both seismic and wind loads, a catastrophic building collapse occurs. It is quite difficult to plan with a standard design since so many modern structures are engaged in the value of buildings. This mismatch is the reason why buildings with flexible loads fall. Therefore, much study is required to obtain both high performance and bad configuration. This paper investigates the effect of vertical alignment and bulk instability on multi-story structures under variable loads. The selection of three RC building frames has been made, and it is suggested that all framed and changed frames be evaluated. It is advised that all parties utilize the ETABS analysis system to identify all migrations. In this analysis, the 3-D frames of the G+20 floor with a uniform height configuration over its whole length and the precise uneven configuration beginning on the 9th floor are studied. It is proposed that answers from all preceding frames be restricted to all upload combinations. The method of response spectrum analysis is recommended to identify lateral loads and floor inspections of all three frames owing to earthquake loads, and IS 1893 (Part 1): 2016 supports dynamic analysis (direct dynamic analysis).

KEYWORD:RCC, Irregularity, ETABS,IS 1893,G+20 storied,Earthquake

I. INTRODUCTION

During an earthquake, weakened areas of a structure fail first. The mass's instability, the structure's rigidity, and its shape all contribute to this susceptibility. Buildings with this suspension are unusual constructions. The influence of unusual constructions on urban infrastructure is important. Inadequate placement is one of the primary causes of structural collapse during an earthquake. The most prominent of the collapses are, for example, soft flooring. As a result, the influence of direct negative repercussions on seismic activity is becoming even more crucial. These constructions are distinguished from typical structures by the changeable components that their height and dimension variations provide. (Thowdoju et al. 2016)

The atypical distribution of size, strength, and durability of construction materials is the source of their issues. When these buildings are constructed at high heights, analysis and design are extraordinarily challenging. There are two types of deficiencies.

A structure is termed regular if its configurations are roughly symmetrical along the axis, whereas it is irregular if there is no symmetry and discontinuity in geometry, mass, or load-bearing materials. Asymmetrical configurations amplify torsion forces. IS 1893: 2016 (part 1) describes the building configuration approach for improving the seismic performance of RC buildings. The configuration of a building has been classified as regular or irregular based on its size and shape, the arrangement of its structural components, and its mass. Two distinct sorts of irregularities exist. 1) Horizontal irregularities consist of asymmetrical plan shapes (L, T, U, and F) or discontinuities in horizontal resistant parts such as re-entrant corners, broad apertures, cut outs, and other alterations including torsion, deformations, and stress concentrations. 2) Vertical irregularities are rapid variations in the vertical direction of a structure's strength, stiffness, geometry, and mass. This project's major objective is to explore the response of irregular structures to dynamic loads. In this study, it is recommended to consider building frames with uneven elevations and analyze the response and behavior of buildings under earthquake and wind loads. For this aim, three RC building frames are selected, and it is advised to evaluate all of the considered and modeled frames. For the investigation of all structures in order to get all displacements, the ETABS analysis programme is suggested. This work investigates G+20 storied three-dimensional frames with symmetrical elevation arrangement throughout their height and asymmetrical vertical layout commencing on the ninth floor. It is recommended that the responses of all previous frames be estimated for all possible load combinations. The response spectrum analysis method is proposed for estimating the lateral loads and storey shears of all three frames due to seismic loads, and IS 1893(Part 1): 2016 has authorized dynamic analysis

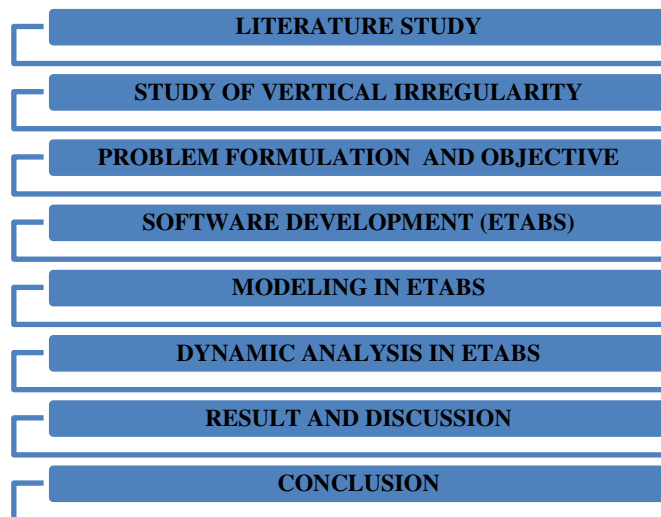


(linear dynamic analysis).

1.1. Criteria For Vertical Irregularities In Building Codes

There was no mention of vertical irregularity in building frames in earlier versions of IS 1893 (BIS, 1962, 1966, 1970, 1975, 1984). However, in the most recent edition of IS 1893 (Part 1)-2016 (BIS, 2016), irregular building configurations are clearly defined. Figure 1 depicts five different types of vertical irregularity. They are the following: stiffness irregularity (soft story), mass irregularity, vertical geometric irregularity (set-back), in-plane discontinuity in lateral-force-resisting vertical parts, and capacity discontinuity (weak story). The NEHRP code (BSSC, 2003) contains vertical irregularity ratings identical to those given in IS 1893 (Part 1)-2016. (BIS, 2016). This code defines an irregular structure as one in which the ratio of one of the quantities (such as mass, stiffness, or strength) between neighboring storeys exceeds a minimum prescribed value. These figures (70-80 percent for soft tale, 80 percent for weak story, and 150 percent for set-back structures, for example) and the criteria that identify the irregularity were allocated by judgment. Furthermore, rather than employing equivalent lateral force (ELF) processes, several building codes recommend using dynamic analysis (elastic time history analysis or elastic response spectrum analysis) to determine design lateral force distribution for irregular structures.

II. METHODOLOGY



Two phases comprised the project study. The primary data were obtained by doing a literature review, which included web searches and the evaluation of e-books, manuals, codes, and journal articles. Following a review, a problem statement is formulated, and three samples are chosen for in-depth investigation and analysis. This project is executed according to the flowchart shown below: The diagram below offers an overview of the project's structure. In addition, reaction spectrum analyses are performed on the models.

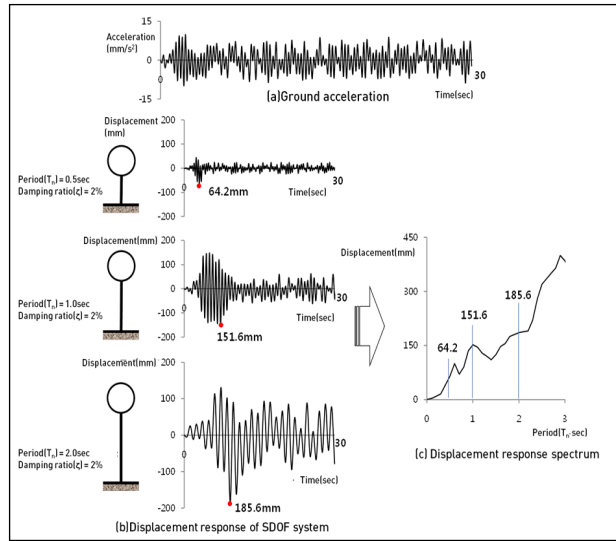


Fig 1 Response spectrum analysis

III. MODELING

Table 2 Models Description

MODEL 1	Vertical Irregularity At One Side
MODEL 2	Vertical Irregularity At Center
MODEL 3	Vertical Irregularity At Corner

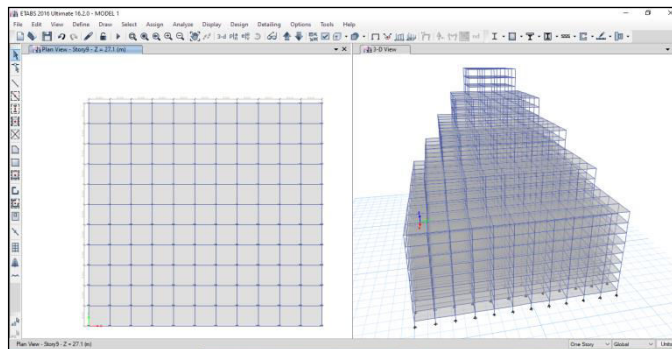


Fig 2 Model 1 Irregularity At One Side

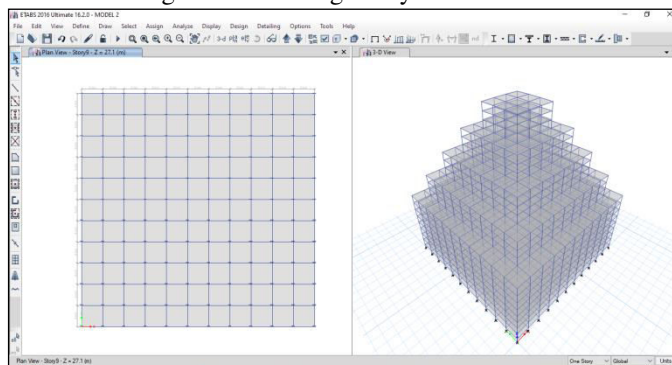


Fig 3 Model 2 Irregularity At Center

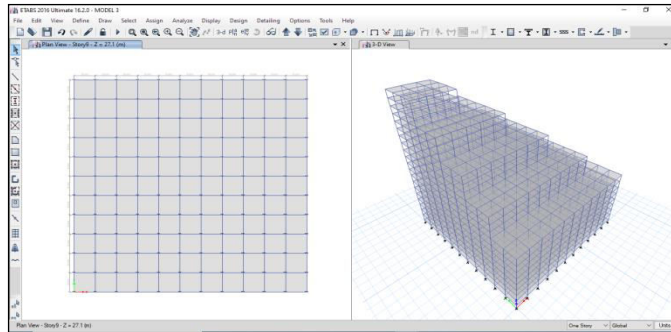


Fig 4 Model 3 Irregularity At Corner

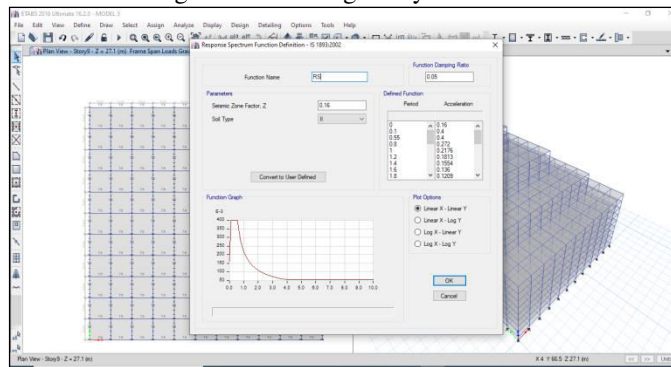


Fig 5 Response spectrum Case Added

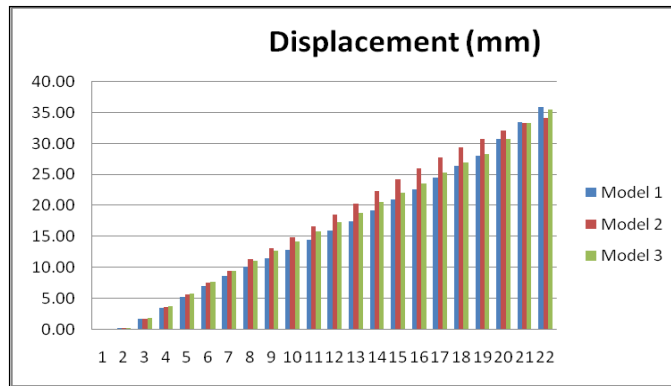
IV. RESULTS AND DISCUSSION

4.1. Results for Equivalent Static Analysis

- Displacement (mm)

Table 1 Displacement (mm)
Displacement (mm)

Storey	Model 1	Model 2	Model 3
21	35.89	34.16	35.536
20	33.51	33.37	33.302
19	30.79	32.17	30.798
18	28.11	30.76	28.348
17	26.48	29.42	26.948
16	24.58	27.77	25.299
15	22.58	25.99	23.553
14	21.05	24.28	22.158
13	19.30	22.35	20.557
12	17.48	20.38	18.853
11	16.03	18.60	17.397
10	14.46	16.73	15.816
9	12.89	14.87	14.194
8	11.56	13.14	12.713
7	10.18	11.38	11.175
6	8.65	9.53	9.492
5	7.01	7.61	7.691
4	5.28	5.65	5.799
3	3.49	3.69	3.842
2	1.71	1.79	1.888
1	0.25	0.25	0.274
Base	0.00	0.00	0



Graph 1 Displacement (mm)

From the above table & graph, we can observe that percentage variation of Displacements for Equivalent Static Analysis for model 2 is less than model 1 & 3. The variation is found to be 1-5% less for model having Vertical Irregularity at Center than other 2 models after 9th floor

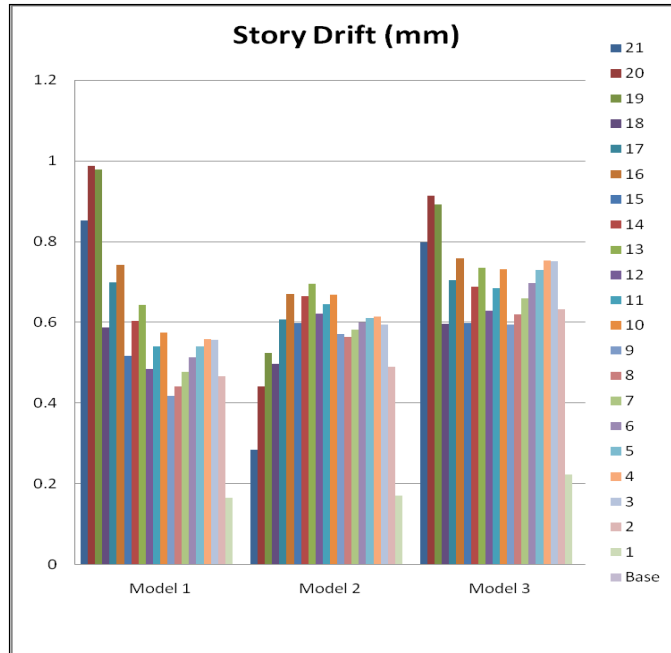
4.2. Results for Response Spectrum Analysis

- **Story Drift (mm)**

Story drift is the difference of displacements between two consecutive stories divided by the height of that story.

Table 2 Story Drift (mm)

Story Drift (mm)			
Storey	Model 1	Model 2	Model 3
21	0.852	0.285	0.798
20	0.988	0.442	0.913
19	0.978	0.524	0.892
18	0.588	0.497	0.597
17	0.699	0.608	0.704
16	0.743	0.67	0.758
15	0.517	0.599	0.599
14	0.603	0.665	0.688
13	0.643	0.696	0.736
12	0.485	0.621	0.628
11	0.54	0.645	0.684
10	0.574	0.669	0.731
9	0.418	0.572	0.594
8	0.441	0.564	0.619
7	0.478	0.582	0.66
6	0.513	0.6	0.698
5	0.54	0.611	0.73
4	0.559	0.614	0.753
3	0.557	0.595	0.752
2	0.467	0.49	0.632
1	0.166	0.172	0.223
Base	0	0	0



Graph 2 Story Drift (mm)

The percentage variance of Story Drift for Equivalent Static Analysis is reduced for model 2 compared to models 1 and 3. This is evident from the table and graph presented above. The variance is 15 to 25 percent smaller for the model with Vertical Irregularity at the Center than for the other two models beyond the ninth story.

4.3 Check Models For Soft Storey

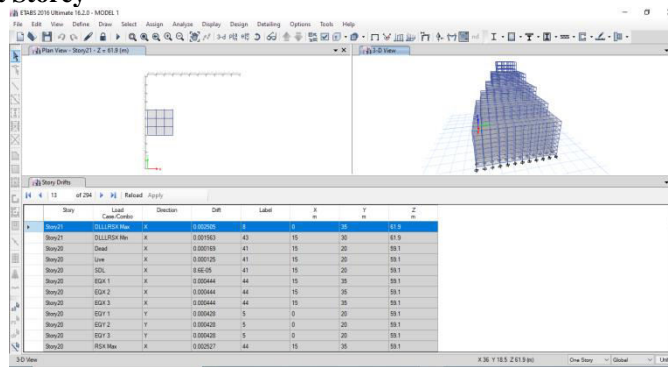


Fig 6 Storey drift Model 1

Table 3 Soft Storey Check for Model 1

USING DRIFT				
Level	Drift	$\Delta_i + 1 / \Delta_i$		Check
		1 to 1.3		
21	0.002505			
20	0.003488		1.39	SOFT STOREY
19	0.003842		1.10	SOFT STOREY
18	0.002914		0.76	OK
17	0.003502		1.20	SOFT STOREY
16	0.003702		1.06	SOFT STOREY

15	0.002869	0.77	OK
14	0.003211	1.12	SOFT STOREY
13	0.003324	1.04	SOFT STOREY
12	0.002743	0.83	OK
11	0.00296	1.08	SOFT STOREY
10	0.003084	1.04	SOFT STOREY
9	0.002521	0.82	OK
8	0.002678	1.06	SOFT STOREY
7	0.002937	1.10	SOFT STOREY
6	0.003194	1.09	SOFT STOREY
5	0.003427	1.07	SOFT STOREY
4	0.0036	1.05	SOFT STOREY
3	0.003615	1.00	OK
2	0.003005	0.83	OK
1	0.001064	0.35	OK
GB			

V. CONCLUSION

The primary objective of this study is to analyse Vertical irregular high rise buildings using ETABS Dynamic analysis to determine time period, storey drift, displacements, and floor responses using Different Vertical irregularities models while maintaining the same mass of the entire building and stiffness irregularities of the floors for the analysis. The investigation covers the participation of 90 percent of the building mass in each principal horizontal direction of response as described by IS 1893(Part-I)-2016 by complete quadratic combination (CQC). In the study, high performance concrete and advanced structural framings, such as moment-resistant frames, are utilized. The structure's Equivalent Static and response spectrum have been examined. According to FEA findings, storey share was greatest in the first storey and decreased to a minimum in the top storey, whereas storey drift/displacements were smallest in the first story and rose in the top storey. Type 2 (vertical irregularity in the middle) is the most cost-effective model, followed by models 1 (vertical irregularity on one side) and 3. (with vertical irregularity at the corner). The subsequent discussion has concluded all of the results.

REFERENCES

- [1] Athanassiadou, C., (2008). "Seismic performance of R/C plane frames irregular in elevation." *Engineering Structures* 30 (2008):1250–1261.
- [2] Arlekar, J. N., Jain, S. K. , Murty, V. R. (1997). " Seismic Response of RC Frame Buildings with Soft First Storeys." Golden Jubilee Conference on Natural Hazards in Urban Habitat, 1997, New Delhi.
- [3] Das, S., and Nau, J. M. (2000). "Seismic design aspects of vertically irregular reinforced concrete buildings." *Earthquake Spectra*, 19, 3, 455-477.
- [4] Devesh, S., and Mistry, B. B. (2006). "Qualitative review of seismic response of vertically irregular building frames." *ISET Journal of Earthquake Technology*, Technical Note, Vol. 43, No. 4, December 2006, pp. 121-132.
- [5] Duana, H., and Mary, B. D. (2012). "Seismic performance of a reinforced concrete frame building in China.", *Engineering Structures* 41 (2012):77–89.
- [6] George, G. , Achilleas, T. , Triantafyllos, M. (2015). "Approximate seismic analysis of multi-story buildings with mass and stiffness irregularities." *Procedia engineering*, 959-966.
- [7] IS: 1893 (Part 1) 2016- Indian standard- "Criteria for earthquake resistant design of structures." Bureau of Indian Standards, New Delhi.
- [8] Joshi, S., and Tande, S. N. (2016). "Seismic Response of Multi-Storey Building with Vermicular Irregularity as Floating Columns." *International Journal for Innovative Research in Science & Technology*, Volume 2(11), 570-577.



|| Volume 12, Issue 6, June 2023 ||

| DOI:10.15680/IJIRSET.2023.1206104 |

- [9] Karavallis. , Bazeos . , Beskos. (2008). “Estimation of seismic inelastic deformation demands in plane steel MRF with vertical mass irregularities.” *Engineering Structures* 30 (2008) 3265–3275.
- [10] Kabade, P., and Shinde, D. N. (2012). “Effect of Column Discontinuity at Top Floor Level on Structure.” *International Journal of Current Engineering and Technology* ,volume4(3).2787-2787.
- [11] Kumar, M., and Singuri, S. (2015). “Effect of Vertical Discontinuity of Columns In R.C Frames Subjected To Different Wind Speeds In India.” *International Journal of Research in Engineering and Technology*, Volume 4(4),234-244.
- [12] Kumar, P., and Gupta, A. K. (2012). “ Study of Response of Structural Irregular Building Frames to Seismic Excitations.” *International Journal of Civil, Structural, Environmental and Infrastructure Engineering Research and Development (IJCSEIERD)*, ISSN 2249-6866 Vol.2, Issue 2 (2012) 25-31

IS CODES:

- i. **IS 456 : 2000** -Plain and Reinforced Concrete Code of Practice. - BUREAU OF INDIAN STANDARDS, NEW DELHI.
- ii. **IS 1893 : 2000** - Criteria For Earthquake Resistant Design Of Structures



SJIF Scientific Journal Impact Factor

Impact Factor: 8.423



INTERNATIONAL JOURNAL OF INNOVATIVE RESEARCH

IN SCIENCE | ENGINEERING | TECHNOLOGY

 9940 572 462  6381 907 438  ijirset@gmail.com



www.ijirset.com

Scan to save the contact details