



e-ISSN: 2319-8753 | p-ISSN: 2347-6710

# IJRSET

International Journal of Innovative Research in  
**SCIENCE | ENGINEERING | TECHNOLOGY**



# INTERNATIONAL JOURNAL OF INNOVATIVE RESEARCH

IN SCIENCE | ENGINEERING | TECHNOLOGY

Volume 12, Issue 5, May 2023

**ISSN** INTERNATIONAL  
STANDARD  
SERIAL  
NUMBER  
INDIA

Impact Factor: 8.423

# Automatic Tire Inflation System for Defence Vehicle

Yash Bhosale<sup>1</sup>, Saurabh Devlekar<sup>2</sup>, Pooja Shaha<sup>3</sup>, Vishal Shedge<sup>4</sup>, Prof. N. D. Bagul<sup>5</sup>

U.G. Student, Department of Mechanical Engineering, RDTC, Shri Chhatrapati Shivajiraje College of Engineering, Dhangwadi, Maharashtra, India.

Associate Professor, Department of Mechanical Engineering, RDTC, Shri Chhatrapati Shivajiraje College of Engineering, Dhangwadi, Maharashtra, India.

**ABSTRACT**—Since the disclosure of tires, improvement is being drained tires of a vehicle on a normal basis for its improved life and its part in expanding vehicular security. As we all know that vehicle is the foremost imperative portion of our life, because it helps us in traveling miles in a couple of minutes. The discuss weight of the tires needs to be kept up at perfect level for way better running of vehicle and for its security purposes. So this framework was presented keeping in intellect the fuel utilization, vehicular security and consolation. It keeps up the desired tire weight of vehicle, increments fuel productivity and decreases tire wear in this way expanding their life and lessening the tire substitution time and fetched. Noteworthy point of presenting this framework is to keep up perfect weight in tires and when the pressure of tire goes underneath perfect valve weight gauge monitors it and the tire is expanded once more. This paper gives distant better a much better a higher; a stronger; an improved" a much better understanding for analysts and modern learners on the working, focal points and tires of a vehicle.

**KEYWORDS**—Programmed tire inflation, tire weight, tire life, fuel utilization, vehicle security.

## I. INTRODUCTION

It was to begin with presented within the American DUKW land and water capable trucks in 1942. Nowadays it could be a standard in Czech's overwhelming military Tata trucks additionally common in Soviet and Russian military trucks. Separated from military trucks it was moreover presented in civilian Hummer H1, [7]. It is most critical in them since the military vehicle ought to go to inaccessible places like mountains, deserts and frigid ranges where no fuel pump or tire weight refilling framework is accessible. Tires are the 2nd most elevated exorbitant portion for trucking businesses. Agreeing to the AAA (American Vehicle Affiliation), 80% of the vehicles have at slightest 1 underinflated tire too their stats appears that when the weight of tire is below 2 psi than the perfect weight the fuel productivity is diminished by 10% [8]. Moreover the investigates done by the NACFE (North American Chamber for Cargo Effectiveness) in 2013 appears that an disgracefully swelled tire leads to vehicle devouring more than vital fuel. The weight too diminishes due to normal entry of discuss through versatile rubbers display in tires. When there's a diminish in 10 degree Fahrenheit of encompassing temperature, 1 psi weight of tire diminishes. When tire comes in contact with ground due to contact warm is produced which dissolves the elastic of tire and underinflated tires gets overheated effortlessly. In an underinflated tire motor has got to work harder hence taking more fuel to run the vehicle. Image Description of Potholes in an Unstructured Environment.

As the natural conditions are moreover not comparable all over so it gets to be basic to preserve perfect tire weight in arrange to make strides sources of vitality and numerous nations imports fuel/oil from Dubai and Oman due to wealth. By and large there's a diminish of 0.5 to 1 psi tire weight per month beneath typical barometrical conditions. The vehicle and its passenger's security, fuel economy, moving forward tire life, decreasing tire blowouts chances are the foremost basic viewpoints in a vehicle, luckily Programmed tire swelling framework considerably makes a difference in taking care of these as pets Asit routinely compensates the misplaced discuss within the tire in this way diminishing human exertion by not routinely checking the tire weight physically. Another point of presenting this framework is to make strides dealing with and control over vehicle thus lessening the chances of mishaps. By keep up perfect weight in tires braking and taking care of works at its best. Once the framework is introduced there no require for driver or any traveler to check the weight physically in this way lessening time and drudgery.

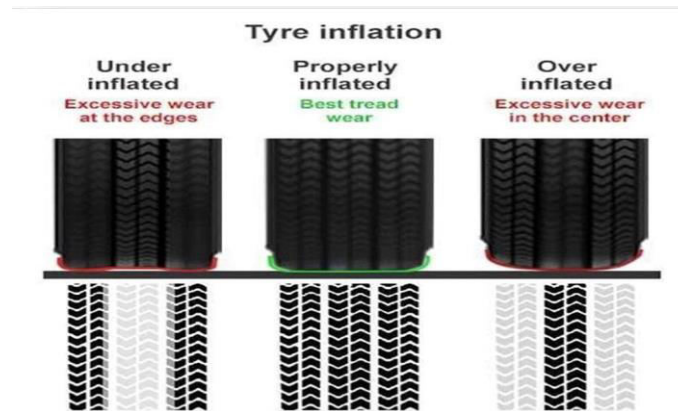


Fig.1 Tyre inflation

## II. OBJECTIVES

Comprehensive of the reality that it is exceptionally prudent it too serves an awfully cardinal work i.e. security of the travelers and vehicle itself and this sort of framework isn't exceptionally common in traveler vehicles it can include extraordinary esteem to the vehicle industry and can snatch nice looking sum of showcase within the industry. But these profitable focuses it has a few more focal points-

- ⌊ Tire wear will diminish altogether since accurately swelled tire doesn't wear much.
- ⌊ Vehicle will devour less fuel.
- ⌊ Perfect sum of discuss will be provided without noteworthy spillage.
- ⌊ Driver's or passenger's work will diminish and there will be no wastage of time in normal checking of tire weight.
- ⌊ In spite of the fact that it is expensive at the time of establishment, changing the framework and diminish discuss re-filling taken a toll.

## III. LITERATURE REVIEW

Hemant Soni, Ashwin Kherde, and Pratik Golar [1], Because the purpose of this study is to demonstrate how a loss in tyre pressure of only a few PSI can affect fuel economy, tyre life, safety, and vehicle performance, we have designed an autonomous, self-inflating tyre system to guarantee that tyres are always correctly inflated. The usage of a portable compressor to supply air to all four tyres via hoses and a rotating joint placed between the wheel spindle and wheel hub at each wheel is proposed in this concept, and it is successfully implemented. The rotating joints efficiently channel air to the tyres without causing hoses to tangle. tyres' outer casing as well as the safe and proper operation of the vehicle. This system operates under the premise that when the engine is running, the compressor fills the tyre with air. Due to the usage of rotary joints, air may be conveniently provided to the under-inflated tyre without tangles of hoses. Air from the compressor is supplied to the rotary joint, from which it is supplied to the tyre. When the appropriate tyre pressure is reached, an automatic small air compressor shuts down. The compressor is used to compress the air in the automatic tyre inflation system as indicated in fig. 1(a). The atmosphere's air is drawn from and compressed to the necessary pressure. The compressor outlet port and one end of the rotating joint are connected with ducting. Through the ducting, pressurised air is delivered to the rotary joint. The axle of the assembly is supported by two pedestal bearings. By means of nuts and bolts, bearings are fastened to the stiff supports. On the axle, which has a wheel or rim mounted on one end, rotation occurs. Couplers are coupled with rotary joints on one end and axles on the other.

T. Senthil Kumar, P. Om Prakash [2], Except for the tyres, every part of a car is becoming automated. The driver must either stop at a petrol station or manually attach a pump in order to inflate a tyre. Both of them need manual labour. This effort aims to eliminate such unnecessary stress and save time. A puncture in a tyre is another issue. A sudden puncture may result in the driver losing control, which could lead to an accident. The secondary goal of the project is focused on this. It prevents death and notifies the driver of a puncture. The tyre will last longer and have greater mileage, which also results in significant cost savings. The friction between the tyre and the road is appropriately



maintained since the tyre is properly inflated. As a result, the tyre sustains less damage and less fuel is used. The endeavour will undoubtedly save both lives and money. The control, pumping, and display units make up the system.

Pumping system:

The pump will be installed parallel to the wheel's axle close to the wheel. A unique pump will be provided for each wheel. The pump only need 12 volts to run. Therefore, the automobile battery's power supply is more than adequate for the pump's efficient operation. To endure the harsh conditions, the hose is constructed from a durable material. In this project, the pump and tyre valve are permanently connected, even when the automobile is moving. In this instance, the pump connection must not be harmed in any way by the wheel's spinning. Therefore, we choose a unique design that allows the tyre to move more easily without endangering the connection. The construction offers an airtight connection at the wheel's centre. This makes motion possible. To prevent air from escaping via the valve, it is a one-way valve.

This device collects data from the driver in addition to providing information. A system will work perfectly. The driver selects the desired pressure level when the equipment is first installed. The threshold value will be this, and it will be kept in the system's memory. Depending on the weight of the vehicle, the driver may modify this figure. The ideal pressure is between 35 and 40 psi. The system is turned ON and displays the choices of Manual or Auto mode when the driver turns the key in the ignition. One is completely automatic, as the name would imply, whilst the other requires driver identification each time it needs to carry out a task.

Control unit:

This device not only provides information, but also records data from the driver. A system will function flawlessly. When the device is first installed, the driver chooses the preferred pressure level. This will serve as the threshold value, which will be stored in the system's memory. The driver may alter this number based on the weight of the vehicle. 35 to 40 psi of pressure is considered optimum. When the driver turns the key in the ignition, the system is turned ON and shows the options of Manual or Auto mode. As the name would suggest, one is entirely autonomous, whilst the other requires driver identification each time it wants to do a task.

#### IV. COMPONENTS & THERE WORKING

The by and large framework is fundamentally composed of the Wheel-end get together and a control module. The wheel-end get together comprises of a adaptable hose with check valves. The check valves as it were licenses discuss to stream into the tires reviewing nospillage of discuss. The fundamental working of this framework is that it has a revolving joint which sends discuss to spout which are fitted in the edge and the rotational joint permits rotational movement to wheel get together.

##### I. Rotary Union

The rotational union comprises of an discuss chamber through which the section of discuss takes put along the shaft turn [3]. A point by point see of the revolving union .union are held together by the housing. It consists of an channel harb our which is strung and lodging providing medium is joined to it. The lodging remains stationary and mechanical seal from interior.

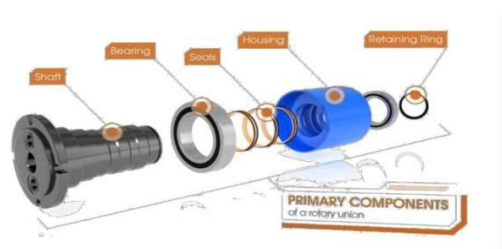


Fig.(a) Rotary Union

## II. Compressor

A gas compressor may be a mechanical gadget that increments weight of same air and diminishes its volume [2]. There's a slight distinction between a compressor and pump is that a pump is utilized to extend the weight of water particularly in liquids. The specified weight is accomplished due to the responding nature of compressor. Synchronous discuss supply is given by the revolving joint's revolution. A compressor for the most part gets over-burden so it is given with a secondary power source but from a 12 Volts DC supply from a battery [1]. Since it needs to keep up the desired pressurized discuss to all the wheels, its position is exceptionally basic. For the most part a 300 psi compressor is utilized in automotive vehicles.



Fig.(b)Compressor

## III. AIR DELIVERY SYSTEM

Discuss conveyance framework- It comprises of channels which carries the pressurized discuss as sent by the compressor after being detected by the weight gage sensors. The parts of the discuss delivery system is for the most part brief made and milder (solid sufficient to resist the discuss weight) so that it can fit into the wheels, maintaining a strategic distance from any harm to it. These channels are joined to little tubes which can connect to tires and conveying discuss from compressor. This framework contains self-actuating valves which guarantees secure and required weight conveyance of discuss. To avoid the backflow, slaughter switches are introduced for consistent weight supply to the tire. A graph (Figure 5) is appeared for the way better understanding of discuss conveyance framework and its components.[9] is completely computerized thus it is exceptionally precise and simple to studied for the client. The weight gages are classified agreeing to the precession (slightest exact is review D -5% blunder and most precise is review 4A -0.1% blunder). A chart (Figure 6) outlines the opening of seals due to weight and it remains open until weight is soothed.



Fig.(c)Air Delivery System

## IV. PRESSURE GAUGE AND SENSORS

Is completely advanced subsequently it is exceptionally exact and simple to examined for the client. The weight gages are classified agreeing to the precession (slightest exact is review D -5% mistake and most exact is review 4A -0.1% mistake). A chart (Figure 6) outlines the opening of seals due to weight and it remains open until weight is diminished. Figure 6- Opening and closing of seals due to discuss weight Figure 5 - Components of an Discuss conveyance framework.

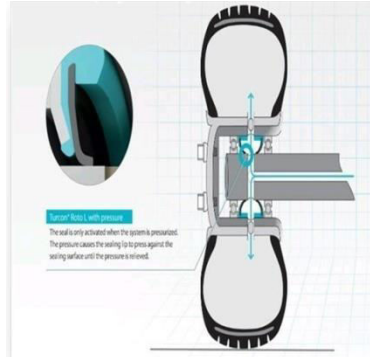


Fig.(d) Pressure Gauge and Sensors

## V. CONCLUSION

In arrange to serve productively and increment the vehicle execution, tire life and generally security of the vehicle or society as a entire, it gets to be fundamental to execute this strategy. This system doesn't exist in larger part of traveler vehicles till date so it'll be a boom to the car industry. As examined prior it'll lead to thrifty fuel utilization, better vehicle versatility due to way better footing and the vehicle vibrations reduces in this way improving cargo security because it is competent of holding perfect tire weight by giving adequate discuss stream with least spillage, taking care of the loads exchanged on rotary joints at the same time.

## REFERENCES

- [1] Inderjeet Singh, Bhupendra Pratap Singh, Hari To Consider on Execution of Tire Swelling Framework for Car Vehicles. Volume 5 Number 4 2016.
- [2]Tire Weight Observing and Discuss Filling Framework. Universal Diary of Investigate in Designing and progressed Innovation. Volume2Number2 2014.
- [3] Programmed Tire Swelling Framework. Brilliant Investigate Considerations Volume 3 Number 10 2014.
- [4] [www.tiresizecalculator.com](http://www.tiresizecalculator.com)
- [5] T Pletts, Writing Audit on Central Tire Swelling Framework July 2006.
- [6] [www.engineeringtoolbox.com](http://www.engineeringtoolbox.com)
- [7][www.wikipedia.org/wiki/Central\\_tire\\_inflation\\_syste](http://www.wikipedia.org/wiki/Central_tire_inflation_syste).



SJIF Scientific Journal Impact Factor

Impact Factor: 8.423



# INTERNATIONAL JOURNAL OF INNOVATIVE RESEARCH

IN SCIENCE | ENGINEERING | TECHNOLOGY

 9940 572 462  6381 907 438  [ijirset@gmail.com](mailto:ijirset@gmail.com)



[www.ijirset.com](http://www.ijirset.com)

Scan to save the contact details