



e-ISSN: 2319-8753 | p-ISSN: 2347-6710

# IJRSET

International Journal of Innovative Research in  
**SCIENCE | ENGINEERING | TECHNOLOGY**

# INTERNATIONAL JOURNAL OF INNOVATIVE RESEARCH

IN SCIENCE | ENGINEERING | TECHNOLOGY

Volume 13, Issue 4, April 2024

**ISSN** INTERNATIONAL  
STANDARD  
SERIAL  
NUMBER  
INDIA

Impact Factor: 8.423

9940 572 462

6381 907 438

[ijirset@gmail.com](mailto:ijirset@gmail.com)

[www.ijirset.com](http://www.ijirset.com)

# Health Guardian IoT based Railway Track Fault Detection

Aditya Panwal<sup>1</sup>, Sarthak Ganbote<sup>2</sup>, Kartik Bhadvankar<sup>3</sup>, Yugandhar Ghadage<sup>4</sup>,  
Ms.T.S.Pujari<sup>5</sup>

Student, Dept. of Electronics and Telecommunication Engineering, Sanjay Ghodawat Institute, Atigre, India<sup>1,2,3,4</sup>

Dept. of Electronics and Telecommunication Engineering, Sanjay Ghodawat Institute, Atigre, Atigre, India<sup>5</sup>

**ABSTRACT:** Railway track maintenance and fault detection are critical for ensuring safe and efficient train operations. This engineering project presents the design, implementation, and evaluation of an IoT-based railway track fault detection system using a combination of hardware and software components. The system leverages the capabilities of NodeMCU, IR sensors, Relay, DC gear motor, motor driver, Switch, and 2 Lithium cell batteries, integrated with the Blink app for remote monitoring and control.

**KEYWORDS:** IoT, IR Sensor, Blynk

## I. INTRODUCTION

The project is to provide the multi sensor railway track geometry surveying system. Railway Bridge damage status is monitored by the sensors and transfer through wireless IoT technology.

For easy surveying and with less delay the information can be send to the authority using IoT. To avoid accident and to safeguard the people. In the rapidly flourishing country like ours, accidents in rail road railings are increasing day by day. This project deals with one of the efficient method to avoid train accidents using IoT.

Railway is one of the most significant transportation modes of our country but it's a matter of great anguish that, rail tracks of our country are veritably prone. The system uses a combination of sensors, communication devices, and software applications to detect and report faults in real-time.

## II. LITERATURE SURVEY

### Railway Track Maintenance and Fault Detection

Railway tracks serve as the backbone of transportation systems globally, necessitating robust maintenance strategies to ensure safe and efficient operations. Traditional track inspection methods primarily rely on manual inspections, which are time-consuming, labor-intensive, and often prone to oversight. Literature indicates the pressing need for advanced fault detection systems to address these limitations.

### Role of IoT in Railway Maintenance

The emergence of the Internet of Things (IoT) has revolutionized various industries, including transportation. IoT technologies offer unparalleled capabilities for real-time monitoring, data collection, and remote control, making them ideal for enhancing railway track maintenance. Studies emphasize the potential of IoT-based systems in enabling predictive maintenance, minimizing downtime, and improving overall safety measures.

### IR Sensor Technology and Applications

Infrared (IR) sensors have garnered significant attention in the domain of track fault detection due to their ability to detect obstacles or anomalies by measuring IR radiation. Literature highlights the reliability and versatility of IR sensors in detecting objects and track irregularities, making them an integral component in modern fault detection systems.

## NodeMCU and its Functionalities

NodeMCU, based on the ESP8266 WiFi module, is a popular choice for IoT applications due to its compatibility with Arduino and ease of integration. Research demonstrates its capabilities in serving as a central control unit, facilitating data processing, sensor interfacing, and communication with external devices, making it an ideal choice for IoT-based fault detection systems.

## Review of Similar Systems

Several research works and industry applications have explored similar IoT-based railway track fault detection systems. These studies have incorporated combinations of sensors, controllers, and actuators to detect faults and automate corrective actions. Analysis of these systems provides insights into design choices, challenges faced, and the performance achieved.

## III. SYSTEM DESIGN

### a) Problem Statement

The Indian railway system is the lifeline of transportation in the country, carrying millions of passengers and goods every day. However, due to its vast network and continuous operation, it is prone to various technical faults and failures, leading to delays, accidents, and inconvenience to passengers.

These faults can be caused by factors such as track defects, signaling issues, and equipment malfunctions. Currently, the detection of track faults is primarily done through manual inspections, which are time-consuming and not always accurate. This can result in delays in identifying and addressing the issues, leading to disruptions in train schedules and increased maintenance costs.

To address this problem, there is a need for an efficient and automated system that can detect track faults in real-time and alert the concerned authorities for timely action. This is where the Internet of Things (IoT) technology comes into play. The proposed project aims to develop an IoT-based railway track fault detection system that can monitor the tracks continuously and detect any anomalies or faults.

The system will consist of sensors placed along the railway tracks that can measure parameters such as temperature, pressure, vibrations, and track alignment. These sensors will be connected to a central control unit through a wireless network.

The control unit will process the data received from the sensors and analyze it using machine learning algorithms to identify any abnormalities or potential faults. In case of any detected fault, the system will send an immediate alert to the concerned authorities, enabling them to take necessary actions promptly.

The project will also include a user interface for railway officials to monitor the track conditions in real-time and view reports on past faults and their locations.

### b) Objective

- **Early Fault Detection:** Detecting faults and anomalies in railway tracks as early as possible to prevent accidents and minimize the disruption of train services. This includes identifying issues such as track misalignment, cracks, broken rails, and loose fasteners.
- **Real-time Monitoring:** Providing real-time monitoring of the railway track's condition, allowing immediate response to any detected faults or irregularities. This ensures that maintenance and repair can be scheduled promptly.
- **Data Collection and Analysis:** Collecting data from various sensors and sources along the track, including temperature, stress, strain, and vibration data. Analyzing this data helps in understanding the track's health and predicting potential issues.
- **Remote Accessibility:** Enabling railway authorities and maintenance teams to access the system remotely. This allows for efficient management and decision-making without the need for physical inspection.
- **Automation:** Automating certain maintenance processes, such as track switching or signal adjustment, in response to detected faults or changes in track conditions.
- **Predictive Maintenance:** Implementing predictive maintenance strategies based on data analytics to schedule

maintenance activities proactively, minimizing downtime and reducing operational costs.

- **Enhanced Safety:** Improving safety for both passengers and railway workers by reducing the risk of accidents and derailments caused by track faults.
- **Cost Reduction:** Reducing operational costs through optimized maintenance schedules, as well as by preventing major disruptions that may lead to financial losses.
- **Environmental Impact:** Minimizing the environmental impact of railway operations by reducing the likelihood of accidents and the associated risks of fuel or cargo spills.
- **Scalability:** Designing the system in a way that allows it to scale and adapt to different railway networks and varying environmental conditions.
- **Integration:** Ensuring compatibility and integration with other railway management and control systems, such as signaling and traffic management systems.
- **Data Security and Privacy:** Implementing robust security measures to protect the collected data and ensuring the privacy of sensitive information.
- **Compliance:** Ensuring that the system complies with relevant railway safety standards, regulations, and industry best practices.
- **User-Friendly Interface:** Providing an intuitive and user-friendly interface for railway operators and maintenance personnel to interact with the system, view track conditions, and receive alerts.
- **Training and Support:** Offering training and ongoing support to railway personnel to effectively use and maintain the system.

#### IV. HARDWARE IMPLEMENTATION

##### Block Diagram of Purposed System

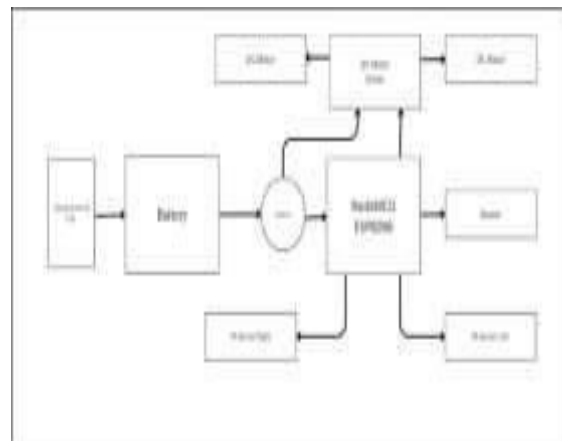
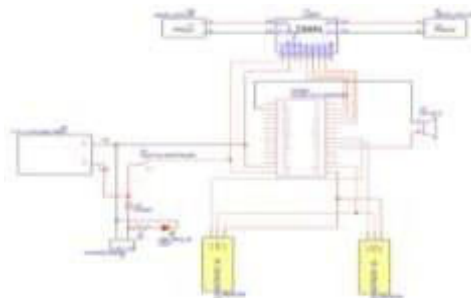


Fig. 1

- └ **NodeMCU:** This serves as the main controller. It receives inputs from various sensors, processes the data, and controls the motor and other modules.
- └ **Motor Driver:** This controls the motors that drive the wheelchair. NodeMCU sends signals to the motor driver to control the speed and direction of the motor.
- └ **IR Sensor:** It is used to detect the crack on the track.
- └ **Motor:** The motor physically drives the wheelchair, allowing it to move in different directions based on the signals from the motordriver.
- └ **Battery:** This block provides the necessary power to all components of the Device.
- └ **Switch:** To turn ON or OFF the power supply & Divert the Power supply.
- └ **Buzzer:** It sends sound Signal as the fault is detected in the track.



**Circuit Description: -**

Made by:- Mr. Sarthak R. Ganbote Fig. II

NodeMCU is connected with 5 Devices Namely IR Sensor1, IR Sensor2, L298N, Buzzer & Battery. It is also connected to phone via Wi-Fi with Blynk Cloud.

Power supply to IR Sensor is connected to via Pin 3V3 for Vcc & GND for Ground to IR Sensor. D6 to Left IR Sensor while D5 to Right IR Sensor.

L298N motor driver module is used to drive the wheelchair motors. Motors are connected to outpins of module. The input pins of module IN1, IN2, IN3, IN4 are connected to pin D1, D2, D3 & D4 of NodeMCU.

2 Gear motors are used to move the vehicle in forward Direction. This motor arrangement is only for one direction.

The buzzer is used to indicate the emergency alert. It has two pins namely + and -. The – pin of buzzer is connected to gnd of NodeMCU. + pin of buzzer is connected to D7 pin of NodeMCU.

The total system is powered by 2X3.7v 3000mAh each Lithium-ion Battery.

**V. WORKING****a. Setup Mode**

Firstly we will Position the Wheels & Sensor on the track after that we will turn ON the power through the switch. After that, we will connect the Wi-Fi & wait for a blue indication of Internet connection.

**b. Operational Mode**

After setup, the Vehicle will move forward. While moving IR sensors are active. IR sensor will detect the crack when it sends a signal to NodeMCU. At that moment Node MCU will stop supplying to the Motor Driver., Sound the Buzzer & Send a Message to Blynk Cloud which sends a Push Notification and A Timeline update of the Device. For more accessibility, it will send a Mail Notification when the crack is detected.

**VI. RESULT**

Fig. III Model of Track Fault Detector

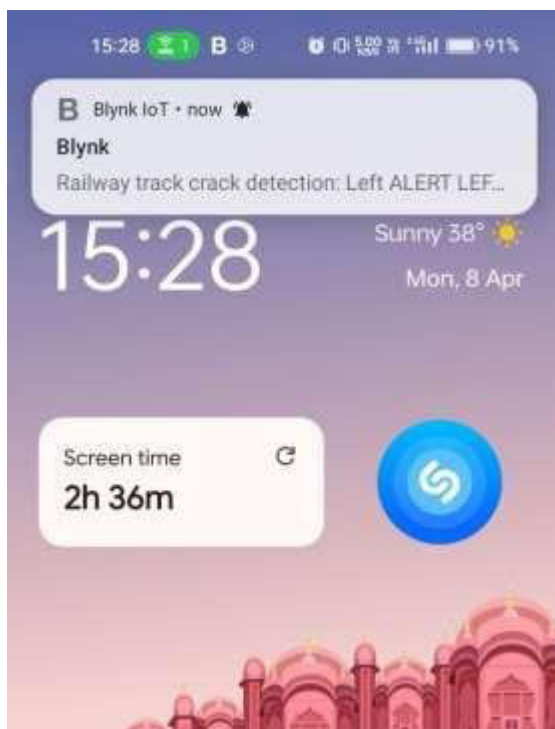


Fig. IV Update on Timeline in Blynk IoT app



Fig. V Notification Received on phone



## VII. CONCLUSION

an IoT-based railway track fault detection system represents a significant advancement in the field of railway safety and efficiency. This system leverages the power of the Internet of Things (IoT) to continuously monitor and analyze the condition of railway tracks, ultimately leading to improved safety, reduced downtime, and enhanced operational efficiency. The advantages of such a system are clear, as it offers early fault detection, real-time monitoring, and data-driven decision-making and cost-saving opportunities.

However, it is important to acknowledge the potential disadvantages and challenges associated with implementing this technology, including initial investment costs, data management complexities, security and privacy concerns, and compatibility issues with existing infrastructure. These challenges can be addressed with careful planning, proper risk assessment, and mitigation strategies.

In practice, the success of an IoT-based railway track fault detection system hinges on effective project planning, sensor deployment, data analysis, and integration with existing railway management systems. The system's reliability, accuracy, and compliance with industry regulations are critical factors that must be upheld. Moreover, ongoing maintenance and training for railway personnel are essential for the long-term success of the project.

## REFERENCES

1. <https://chat.openai.com/c/75404a30-56ec-4b28-bb05-9d601df959c3>
2. <https://www.ijert.org/research/railway-track-crack-detection-IJERTCONV8IS15031.pdf>
3. Dr. S.P.S. Saini and Diksha Goyal
4. Chin-Ming Fu, Chung-Lin Huang, and Feng-sheng Chen
5. Anooda Geethu Mohan, M.S. Sajana, Smitha Paulose, M.P. Fathima, and
6. K.A. Anupama
7. Varalakshmi B.D. and Devikarani Patil
8. Kris M. Kitani and Cheng Li



INTERNATIONAL  
STANDARD  
SERIAL  
NUMBER  
INDIA



# INTERNATIONAL JOURNAL OF INNOVATIVE RESEARCH

IN SCIENCE | ENGINEERING | TECHNOLOGY

 9940 572 462  6381 907 438  [ijirset@gmail.com](mailto:ijirset@gmail.com)



[www.ijirset.com](http://www.ijirset.com)

Scan to save the contact details