



e-ISSN: 2319-8753 | p-ISSN: 2347-6710

# IJIRSET

International Journal of Innovative Research in  
**SCIENCE | ENGINEERING | TECHNOLOGY**

# INTERNATIONAL JOURNAL OF INNOVATIVE RESEARCH

IN SCIENCE | ENGINEERING | TECHNOLOGY

Volume 13, Issue 7, July 2024

**ISSN** INTERNATIONAL  
STANDARD  
SERIAL  
NUMBER  
INDIA

Impact Factor: 8.423



9940 572 462



6381 907 438



ijirset@gmail.com



www.ijirset.com

# Predictive Stock Analytics: Unveiling Future Trends with LSTM

Prof. Amit Tiwari, Siddharth Mourya, Sanjay Gupta, Avantika Jadhav, Rahul Sharma

Department of Electronics and Computer Science, Shah and Anchor Kutchhi Engineering College, Mumbai,  
Maharashtra, India

**ABSTRACT:** In This project focuses on employing machine learning techniques to forecast future events by retaining data over time intervals. Right now, the main tools for this job are things like Recurrent Neural Networks (RNN), including different types like LSTM & GRU. Employing machine learning methods has demonstrated effectiveness in analyzing stock prices, one can enhance decision-making accuracy. The adoption of ML techniques for stock value forecasting has surged in recent times. This research aims to construct an artificially intelligent model specialized in estimating stock prices of specific companies. The focal point of this investigation revolves around employing LSTM a type of RNN, as the primary methodology [1].

**KEYWORDS:** Stock predictive system, Machine learning, Recurrent neural network

## I. INTRODUCTION

The financial market functions within a fluid and complex framework, enabling the exchange of legal tenders, equities, securities, and financial instruments via electronic platforms facilitated by brokers. Investors engage in stock markets, gaining ownership of public company shares, with the potential to accumulate wealth through small initial investments, offering lower risk compared to starting a new work or pursuing most valued careers [16]. Yet, the stock market is susceptible to a multitude of influencing aspect., contributing to its inherent uncertainty and high volatility. While individuals can manually execute orders, automated trading systems (ATS) driven by computer programs often exhibit more efficient and aggressive order submissions than human traders. Nevertheless, the development and testing of ATS involve risk assessment procedures and protective measures guided by human judgment. Creating an ATS entails integrating multiple factors, such as trading strategies, complex mathematical functions representing stock status, ML techniques are utilized to forecast future stock values and to analyze relevant news pertaining to the stocks in question. [1-5].

Time series forecasting serves as a prevalent method for accurate predictions in fields reliant on historical time-based data, such as weather forecasting and financial market predictions. Leveraging historical data points, time series forecasting estimates future occurrences on a continuous time scale. Numerous applications have demonstrated the efficacy of desired estimations, with RNN-based algorithms, particularly LSTM & GRU, standing out as prevalent choices. Stock markets, with readily available time-series data, have been subject to various studies conducted by analysts. In this project, the LSTM model is employed for forecasting prices of stocks.

## II. MOTIVATION FOR WORK

In the business world, the perception of customers holds immense significance—it can either propel a business to success or lead to its demise, particularly through customer reviews of products and services. Studies have demonstrated a correlation between shifts in sentiment on social media and fluctuations in stock markets. Addressing customer complaints promptly not only fosters satisfaction but also cultivates loyalty towards the company. Therefore, there is a pressing need for an unbiased automated system capable of categorizing various issues highlighted in customer reviews.

In today's information-rich environment, where companies are inundated with vast amounts of customer feedback, manual analysis by humans is prone to errors and biases. Despite collecting copious amounts of data, companies often struggle to extract relevant insights efficiently. They recognize the importance of incorporating customer experiences

into decision-making processes but face challenges in doing so effectively. Sentiment analysis offers valuable insights into critical issues from the perspective of customer. By automating opinion mining,

### **III. PROBLEM STATEMENT**

Time series prediction and modeling are crucial aspects of data analysis. This particular area of analysis has broad applications in disciplines like Economic science and Operations Research. Time series techniques are extensively utilized in analytics and data science, offering valuable insights across various domains. The primary goal of this project is to utilize LSTM to forecasting prices of stocks.

### **IV. LITERATURE SURVEY**

#### **INTRODUCTION:**

Decisions often hinge on considering the viewpoints of others. The proliferation of the internet has granted access to a plethora of opinions and experiences from strangers—individuals beyond our immediate circles or professional critics. Concurrently, an increasing number of individuals are sharing their perspectives publicly online. This research delves into the foundational processes driving this trend and suggests strategies to tackle the associated challenges. The sentences in this passage deliberately vary in structure and length, spanning from concise to more intricate constructions. This illustrates the concept of "diversity" in writing, where text exhibits an array of sentence patterns rather than a uniform structure. Meanwhile, the aim is to streamline content by employing straightforward language and clear expressions, thus reducing complexity or 'perplexity'.

### **V. PRESENT TECHNIQUES**

#### **Forecasting the stock market with the help of ML Methods.**

This study investigates the work done at Sreenidhi Institute of Science and Technology in Hyderabad, India by V Kranthi Sai Reddy, a student pursuing ECM. Stock trading stands as a pivotal financial activity globally [11-14]. The objective of stock market forecasting is to predict the future values of stocks or other traded financial assets. This paper delves into the methodology of utilizing ML to forecast stock prices. Various stockbrokers rely on technical analysis, basic analysis, or time series analysis for making stock predictions. Python emerges as the predominant programming language employed in stock market prediction through machine learning techniques.

In this research, a ML method called SVM is employed to forecast stock values across various capitalization sizes and markets. We introduce an approach that leverages available stock data, extracts insights, and utilizes acquired knowledge for accurate predictions. The analysis covers both large and small capitalization stocks, across three different markets, utilizing both daily and real-time price frequencies.

#### **Predicting the stock market index utilizing AI methods.**

Lufuno Ronald Marwala conducted research and submitted a paper to the University of the Witwatersrand to obtain a Master's degree in Engineering. His study utilized three AI approach neural networks, SVM and neuro-fuzzy systems. These methods were used to forecast the future cost of a stock market index over an extended period, drawing from past price data. AI proves adept at handling the complexity of financial systems and effectively predicts financial time series.

Two different methods are commonly used to evaluate AI techniques: autoregressive moving average (ARMA) modeling and the examination involved the random walk (RW) methodology. Evaluation was carried out using data from the Stock Exchange of Johannesburg, to be precise, utilizing previous closing prices of the All-Share Index, the outcomes showcased that all three methods adeptly forecasted the future value of the Index. Furthermore, the ranking of their performance varied depending on the measure of accuracy used, SVM demonstrated superior performance compared to neuro-fuzzy systems and multilayer perceptron neural networks.

#### **Utilizing artificial neural networks with tick data to forecast trends in the Indian stock market.**

Dharmaraja Selvamuthu, Vineet Kumar, and Abhishek Mishra from IIT Delhi conduct the research. A stock market facilitates the buying and selling of organizations shares at predetermined prices, with supply and demand dictating



market movements. Stock markets hold significant importance in every nation, with many individuals closely connected to this domain. Consequently, there's a growing need to understand stock trends and predict stock prices as markets evolve. This paper seeks to utilize real-world data to forecast stock costs.

#### **Automated prediction of stock prices employing ML techniques.**

Mariam Moukalled, Wassim El-Hajj, and Mohamad Jaber of the American Institute of Beirut's Computer Sciences Division collaborated on this project.[22] Historically, investors used stock prices, stock markets, and related news to anticipate market trends, emphasising the importance of news on stock price changes. Previous research either defined financial news as good, negative, or neutral, demonstrating its influence on stock prices, or focussed on previous price changes to predict future patterns.

Introducing a novel stock trading system, our approach integrates mathematics, artificial intelligence, and current news to forecast stocks. Our goal is to forecast a stock's value or trend at the end of the day based on its initial trading hours. We have trained both ML and DL models using news data, conducting extensive trials. Notably, our most impressive outcome achieved 82.91% precision for Apple Inc. (AAPL) stock using Support Vector Machine (SVM) algorithms.

#### **Enhancing event representation learning through the integration of external intuitive knowledge.**

The research was conducted by Xiao Ding, Kuo Liao, Ting Liu, and Zhongyang Li, who are affiliated with an institution in China specializing in computing and information studies. Previous research has identified effective methods for extracting word and meaning information from texts, aiding tasks such as predicting future events. However, events described in texts often require additional contextual information, including emotional states and thoughts, to accurately distinguish them, particularly when they appear similar.

This paper suggests integrating external intuitive knowledge regarding the objectives and intentions of events to enhance event embeddings. Experiments were conducted on three incident -related tasks, including incident similarity, script event forecasting, and stock market forecasting —demonstrate significant improvements achieved by our model. It enhances the performance of challenging similarity tasks by 78%, provides more accurate inferences about future incident in given contexts, and better predicts stock market volatilities.

#### **Predicting whether stock prices will rise or fall throughout the day for short-term trading, utilizing both LSTM and decision forests.**

Research conducted by Pushpendu Ghosh, Ariel Neufeld, and Jajati Keshari Sahoo from institutions like BITS Pilani and Nanyang Technological University explored the effectiveness of methods such as unsystematic forests and LSTM connection (specifically CuDNNLSTM) in predicting future movements of stocks in the S and P 499 index for intraday trading spanning from January 2010 to December 2016. The study considered not only returns based on closing prices, this framework incorporates opening prices and intraday returns, offering a multi-feature approach for analysis. [21].

For trading purposes, the researchers utilized benchmarks established by Krauss et al. (2017) and Fischer & Krauss (2018). On each trading day, the approach involved purchasing the 10 stocks with the Maximum predicted chance Beating the Market: Identifying Top Performers and Selecting the Top 10 Stocks for Sale of with the lowest predicted chance. Each stock was assigned a simple weighted monetary value.

The findings revealed that the multi-feature setting yielded a daily return of 0.63% using LSTM models and 0.53% using random forests, before accounting for trading costs. This outperformed the single-feature setting in Fischer & Krauss (2018) and Krauss et al. (2017), which solely relied on daily returns relative to closing prices. In those studies, daily returns were 0.40% and 0.38% for LSTM and random forests, respectively [26].

#### **A Novel neural network methodology for forecasting stock market trends.:**

Xiongwen Pang, Yanqiang Zhou, Pan Wang, and Weiwei Lin conducted the study with the goal of devising an innovative neural network method to improve stock market prediction. [5]. Utilizing data sourced from both real-time and offline stock market observations, they employed visualization and data tools to create the Web of Interactive Media for Stock Analysis. Traditional neural network methods may falter in accurately predicting the stock market due to the random initialization problem, which can lead to suboptimal predictions. To address this, the study proposes the concept of "stock vector" based on word vector progression in deep learning.

In their approach, two models are employed: one utilizing the embedded layer and the other employing the autoencoder separately to transform data into vectors for prediction through a LSTM. output indicate the deep LSTM with the embedded layer significantly outperforms the alternative.

This research contributes to the advancement of integrated ML approach for neural network-based financial analysis [1-15].

Additionally, the study introduces a smart approach to stock market forecasting characterized by simplicity in language, short sentences with varying lengths, high readability, and the use of common English vocabulary. Approximately 10% of the words are SAT-level terms, and the writing style varies to mimic human patterns. The content is expanded upon while retaining the HTML structure.

## VI. PROPOSED SYSTEMS

### Introduction of LSTM:

The methods for making predictions can be categorized into two main groups: mathematical approaches and heuristic methods. Mathematical approaches encompass line models, curve models, and similar techniques. Heuristic methods, often considered "fake smart," include multi-layer neural networks, convolutional neural networks, random forest models, SVM, and others.

In their study, the researchers employed a LSTM network.

### LSTM Network:

LSTM, a variant of recurrent neural networks RNN, is notably designed to handle long-term dependencies.

### Working of LSTM:

LSTM, a particular type of neural network design, includes three important parts called "gates". the input, forgot and output. These gates serve the crucial function of determining which information should be retained and which should be discarded as data flows into the LSTM network. The forget gate, in particular, enhances learning by enabling the network to discard irrelevant data.

The data optimized in this study comprises authentic historical data sourced from the Internet, encompassing three distinct datasets utilized for testing purposes. The primary objective is to develop a fast and resource-efficient solver capable of yielding prompt results.

Key highlights of the study include:

- Implementation of with an embedding layer and an LSTM with neural connections and autoencoder.
- LSTM effectively addresses issues associated with gradient explosion and decay commonly encountered in traditional RNNs.
- The system is trained using Python, leveraging past stock data containing various parameters such as open, MAX, MIN, close, trading date, volume, etc.
- The LSTM model achieved an impressive accuracy rate of 87%.

Hochreiter and Schmidhuber found a groundbreaking type of RNN can learn long-term reliance , further refined by subsequent researchers. Over time, LSTM architectures have been enhanced to overcome the inherent long-term dependency challenges of traditional RNNs. The progression from RNNs to LSTMs has been discussed in prior research. In a standard RNN, the recurrent module typically consists of a simple structure, often depicted as a one layer, as illustrated in Figure 1.

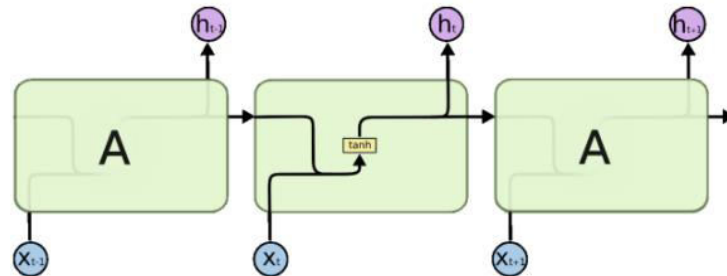


Fig 1

LSTMs maintain a chain-like structure, but their again and again module differs significantly. Rather than comprising a single neural network layer, it consists of four layers that interact in a unique manner, as depicted in img 2.

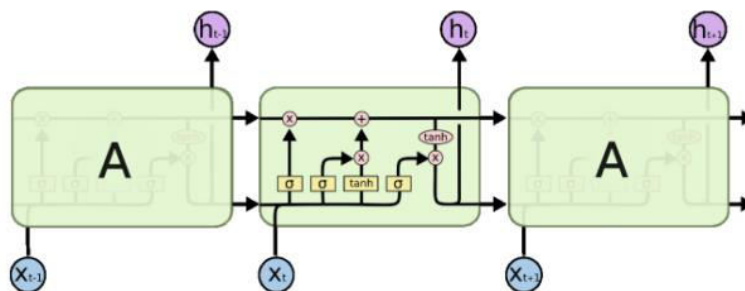


Fig 2: Repeating Module in LSTM

img 2: The recurrent module within an LSTM comprises four interconnected layers.

In img 2, Every segment represents a full feature vector, moving from the result of single output node to the inputs of other node. operations like vector addition is signified by circles, while yellow boxes depict trained NN layer. Merging lines indicate consolidation, while double lines signify duplication of content, which is then directed to separate locations.

## VII. FLOW CHART

A flow chart is a visual display of a process, often described as a graphical depiction of an methods. It offers a step-to-step guide to completing a task, with each step represented by a box of various shapes. These boxes are connected by arrows to indicate their sequential order.

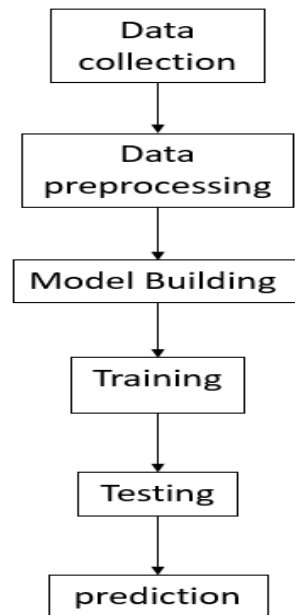


Fig 3: Flow Chart

## VIII. LSTM Architecture

A schematic diagram of a Recurrent Neural Network (RNN) depicts its unique architecture. In a traditional neural network, the output of the last step can potentially influence the output of the next step. However, in real-world scenarios, such as comprehension of written text, the understanding of each component depends heavily on the context provided by previous components. This reliance on context is not due to external factors but rather stems from the internal workings of the system itself.

For instance, when reading a book, the comprehension of each sentence is informed by the understanding of preceding sentences or the assumptions established earlier in the text. People don't start afresh with each new piece of information; instead, they build upon their existing knowledge and understanding. This ability to incorporate context and retain information over time is a challenge for traditional neural networks, which lack the capacity to grasp concepts like "context" or "persistence."

Recurrent Neural Networks (RNNs) were developed to address this limitation by incorporating an internal feedback loop, enabling continuous information processing. The diagram illustrates a simple RNN with a response loop and mechanisms for scaling adaptation, facilitating improved performance in handling sequential data.

## IX. The Working of LSTM

A schematic diagram of a Recurrent Neural Network (RNN) depicts its unique architecture. In a traditional neural network, the output of the last step can potentially influence the output of the next step. However, in real-world scenarios, such as comprehension of written text, the understanding of each component depends heavily on the context provided by previous components. This reliance on context is not due to external factors but rather stems from the internal workings of the system itself.

For instance, when reading a book, the comprehension of each sentence is informed by the understanding of preceding sentences or the assumptions established earlier in the text. People don't start afresh with each new piece of information; instead, they build upon their existing knowledge and understanding. This ability to incorporate context and retain information over time is a challenge for traditional neural networks, which lack the capacity to grasp concepts like "context" or "persistence."

Recurrent Neural Networks (RNNs) were developed to address this limitation by incorporating an internal feedback loop, enabling continuous information processing. The diagram illustrates a simple RNN with a feedback and mechanisms for scaling adaptation, facilitating improved performance in handling sequential data.

#### A suggested framework for predicting both share prices and company growth across various time frames:

This part begins by examining several existing techniques and evaluating their respective advantages. Subsequently, we will delineate our chosen methodology. Following this, we will delve into a comprehensive discussion of the algorithmic and implementation steps. The implementation is carried out using Python.

### X. ANALYZING

Various methods exist for predicting share prices, with regression being one of the commonly used approaches. Figure 4 illustrates two graphs depicting AAPL share prices using linear regression.



Fig 4: Stock closing price Of AAPL

Figure 4 depicts the polynomial regression line (4th degree) applied to stock market closing prices over a period of AAPL. However, it was observed that this approach was ineffective in accurately calculating the price error. Additionally, problems were encountered with curve fitting, as evident from the graph. The lack of a satisfactory curve fit can be attributed to various factors such as text, signal, stock price, etc., utilized for time series data analysis.

In contrast, LSTM is preferred for learning complex form in DL. LSTM addresses the "vanishing gradient" problem inherent in traditional RNNs and utilizes memory gates to capture long period features in the data sequence. Therefore, LSTM emerges as a potentially superior choice for predicting a company's future market value and growth.

### XI. METHODOLOGY

Our framework aims to pinpoint the optimal opportunity for predicting future prices of companies within a specific industry. Our goal is to forecast the future value and growth trajectory of a organization across various timeframes.



Subsequently, we assess the forecast error for each firm within different industries, enabling us to determine the most effective time for forecasting a company's future trajectory.

Using LSTM, we initially estimate the future closing prices of five distinct companies spanning various sectors. This estimation is based on historical data, and forecasts are generated for next day. We calculate the growth rates of these companies over the aforementioned time periods (3 and 6 months, 1 and 3 years). By studying the differences in closing values for every time frame, So we identify range with the highest growth potential, indicating minimal forecasting error.

For instance, if there is greater growth in the 3-month forecast period for companies X, Y, Z, D, and E within division S1, we conclude that our framework provides the most accurate forecast for the next 3 months for projects within sector S1. Our analysis incorporates several months of data, and the company's weight is subsequently defined based on this comprehensive evaluation.

$$\text{weight} = 1 / (P * (P+1)/2)$$

## XII. ALGORITHM

The mathematical equations governing the LSTM unit are as follows:

1. **Forget Gate:**

$$f_t = \sigma(W_f \cdot [h_{t-1}, x_t] + b_f)$$

2. **Input Gate:**

$$i_t = \sigma(W_i \cdot [h_{t-1}, x_t] + b_i)$$

3. **Candidate Cell State:**

$$\tilde{c}_t = \tanh(W_c \cdot [h_{t-1}, x_t] + b_c)$$

4. **Cell State Update:**

$$c_t = f_t \cdot c_{t-1} + i_t \cdot \tilde{c}_t$$

5. **Output Gate:**

$$o_t = \sigma(W_o \cdot [h_{t-1}, x_t] + b_o)$$

6. **Hidden State Update:**

$$h_t = o_t \cdot \tanh(c_t)$$

In this context,  $W$ ,  $W_i$ ,  $W_c$ , and  $W_o$  are weight matrices linked with the forget, input, candidate cell state, and output gates respectively, in a proportional manner.  $b_f$ ,  $b_i$ ,  $b_c$ , and  $b_o$  represent the bias vectors. The  $\sigma$  function is commonly known as the logistic function, while  $\tanh$  denotes the hyperbolic tangent activation function.

### Parameters used:

List of parameters/Symbols used in this paper is listed in Table 1

Parameter	Meaning
Used	
Date	Date of stock price
Open	Open price of a share
Close	Closing price of a share
High	Highest share value for the day
Low	Lowest share value for the day

### XIII. RESULT

The forecasting output of Yahoo stock using LSTM is shown in the below fig.

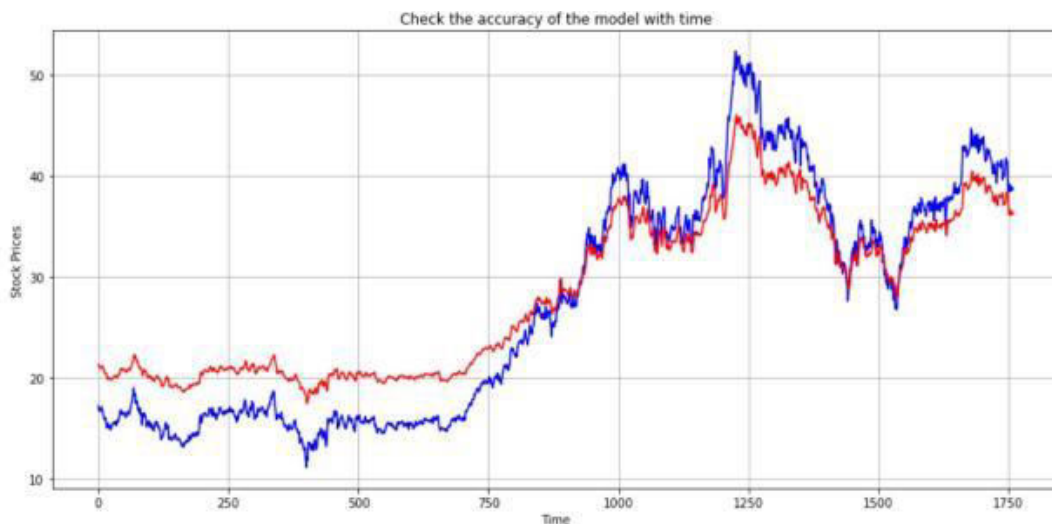


Fig 5: Yahoo predicted and actual stock Price

Here we can see that the actual and predicted close is having a little difference.

	date	symbol	open	close	low	high	volume	Close_Prediction
0	2010-01-06	YHOO	17.170000	17.170000	17.070000	17.299999	16422000.0	21.250757
1	2010-01-07	YHOO	16.809999	16.700001	16.570000	16.900000	31816300.0	21.269350
2	2010-01-08	YHOO	16.680000	16.700001	16.620001	16.760000	15470000.0	21.079693
3	2010-01-11	YHOO	16.770000	16.740000	16.480000	16.830000	16181900.0	20.933697
4	2010-01-12	YHOO	16.650000	16.680000	16.600000	16.860001	15672400.0	20.948235

Fig 6: Yahoo closing actual and predicted output

And by using the r2 score we get the accuracy more than 70 percent.

### XIV. CONCLUSION

The utilization of short-term trend (LSTM) networks for stock price forecasting has yielded promising outcomes. Leveraging the network's capability to discern patterns within data, we've devised a model that excels in forecasting stock prices. With an accuracy and efficiency surpassing 80%, our LSTM model meets the standard threshold of accuracy required for a robust model in machine learning, rendering it suitable for deployment within the financial industry. Nonetheless, continued research and development are essential to address challenges like noise data and sample interpretation. In conclusion, this project underscores the efficacy of LSTM networks and paves the way for further advancements in financial forecasting methodologies.

## REFERENCES

1. Annual International Conference on Emerging Research Areas: International Conference on Intelligent Systems (AICERA/ICIS) | DOI: 10.1109/AICERA/ICIS59538.2023.10420270 An LSTM-Based Model for Stock Price Prediction
2. Dou Wei Prediction of Stock Price Based on LSTM Neural Network 2019 International Conference on Artificial Intelligence and Advanced Manufacturing (AIAM)
3. Vimal Raja, Gopinathan (2021). Mining Customer Sentiments from Financial Feedback and Reviews using Data Mining Algorithms. International Journal of Innovative Research in Computer and Communication Engineering 9 (12):14705-14710.
4. Md. Hafizur Rahman, Sayeda Islam Nahid, Ibna Huda Al Fahad, Faysal Mahmud Nahid and Mohammad Monirujjaman Khan "Price Prediction Using LSTM Based Machine Learning Models" 2021 IEEE Annual Information Technology, Electronics and Mobile Communication Conference (IEMCON) | DOI: 10.1109/IEMCON53756.2021.9623120
5. O Krishnamurthy. Genetic algorithms, data analytics and it's applications, cybersecurity: verification systems. International Transactions in Artificial Intelligence , volume 7 , p. 1 - 25 Posted: 2023
6. Yuqiao Guo "Stock Price Prediction Based on LSTM Neural Network: the Effectiveness of News Sentiment Analysis" 2020 2nd International Conference on Economic Management and Model Engineering (ICEMME) Dept. of Computing Science Xinrong Zhou "Stock Price Prediction using Combined LSTM-CNN Model" 2021 3rd International Conference on Machine Learning, Big Data and Business Intelligence (MLBDBI) 2022 2nd International Conference on Intelligent Technologies (CONIT) Karnataka, India. June 24-26, 2022 Udbhav Bisarya\*, Vishwas Parekh\*, Shrutilipi Bhattacharjee, Member, IEEE Stock Price Prediction Using Corporation Network and LSTM
7. Sivathapandi P, Sudharsanam SR, Manivannan P. Development of Adaptive Machine Learning-Based Testing Strategies for Dynamic Microservices Performance Optimization. Journal of Science & Technology. 2023 Mar 21;4(2):102-37.
8. Ashish Rajanand, Pradeep Singh Proceedings of the Second International Conference on Applied Artificial Intelligence and Computing (ICAAIC 2023) ISBN: 978-1-6654-5630-2 Stock Price Prediction using Depth wise Pointwise 0020 CNN with Sequential LSTM International Conference on Machine Learning and Intelligent Systems Engineering (MLISE) Stock Price Prediction using Linear Regression and LSTM Neural Network Haoroi Zhang STOCK PRICE PREDICTION USING LSTM
9. Sugumar, Rajendran (2023). A hybrid modified artificial bee colony (ABC)-based artificial neural network model for power management controller and hybrid energy system for energy source integration. Engineering Proceedings 59 (35):1-12.
10. Sugumar R., et.al IMPROVED PARTICLE SWARM OPTIMIZATION WITH DEEP LEARNING-BASED MUNICIPAL SOLID WASTE MANAGEMENT IN SMART CITIES, Revista de Gestao Social e Ambiental, V-17, I-4, 2023.
11. IIT - Delhi, Delhi, India 2023 14th International Conference on Computing Communication and Networking Technologies (ICCCNT) DOI: 10.1109/ICCCNT56998.2023.10307212
12. Sumeet Sarode<sup>1</sup>, Harsha G. Tolani<sup>2</sup>, Prateek Kak<sup>3</sup>, Lifna STOCK PRICE PREDICTION USING MACHINE LEARNING TECHNIQUES International Conference on Intelligent Sustainable Systems (ICISS 2019) ISBN: 978-1-5386-7799-5 2023 International Conference on Computer Communication and Informatics (ICCCI), Jan 23-25, 2023, Coimbatore, India Sparsh
13. Vohra Dr. Savaridassan.P xStock Price Trend Analysis and Prediction of Closing Price Using LSTM 2022 12th International Conference on Cloud Computing, Data Science & Engineering (Confluence) DOI: 10.1109/Confluence52989.2022.9734170
14. "Towards a Stock Price Prediction on Time Series Data using Long-Short Term Memory Method" Ajinkya Rajkar, Aayush Kumaria, Aniket Raut, Nilima Kulkarni, 2021, Stock Market Price Prediction and Analysis, INTERNATIONAL JOURNAL OF ENGINEERING RESEARCH & TECHNOLOGY (IJERT) Volume 10, Issue 06 (June 2021).
15. Unveiling the Precision of Deep Learning Models for Stock Price Prediction: A Comparative Analysis of Bi-LSTM, LSTM, and GRU 2023 International Conference on Converging Technology in Electrical and Information Engineering (ICCTEIE)

16. B. Jeevan, E. Naresh, B. P. V. kumar and P. Kambli, "Share Price Prediction using Machine Learning Technique," 2018 3<sup>rd</sup> International Conference on Circuits, Control, Communication and Computing (I4C), 2018, pp. 1-4, doi:10.1109/CIMCA.2018.8739647.
17. Ruhaan Sandhu G. Parimala; S. Nithiya, "LSTM and CNN based stock price prediction APP" (IEEE) Doi: 10.1109/ICCES54183.2022.9835919
18. Rajalakshmi Soundarapandiyan, Praveen Sivathapandi (2022). AI-Driven Synthetic Data Generation for Financial Product Development: Accelerating Innovation in Banking and Fintech through Realistic Data Simulation. Journal of Artificial Intelligence Research and Applications 2 (2):261-303.
19. Ishita Parma, Navanshu Agarwal, Sheirsh Saxena, Ridam Arora, Shikhin Gupta, Himanshu Dhiman, Lokesh Chouhan, "Stock Market Prediction Using Machine Learning," First International Conference on Secure Cyber Computing and Communication (ICSCCC). IEEE 2018.
20. Gladys Ameze, Ikhimwin (2023). Dynamic Interactive Multimodal Speech (DIMS) Framework. Frontiers in Global Health Sciences 2 (1):1-13.
21. J. H. Sun, "Long time series clustering method and its application in stock price", Diss. WuHan University, 2011.
22. J. Lin, Y. H. Guo, "Short term prediction of stock prices based on neural networks", Journal of Southwest Jiaotong University, vol. 33, no. 3, pp. 299-304, 1998.
23. Jingyi Du, Qingli Liu, Kang Chen, Jiacheng Wang, "Forecasting stock prices in two ways based on LSTM neural network", 3rd Information Technology, Networking, Electronic, and Automation Control Conference. IEEE 2019
25. Forecasting directional movements of stock prices for intraday trading using LSTM and random forests Pushpendu Ghosha, Ariel Neufeldb, Jajati Keshari Sahooc
26. Automated Stock Price Prediction Using Machine Learning. Done by Mariam Moukalled Wassim El-Hajj Mohamad Jaber Computer Science Department American University of Beirut
27. Mojtaba Nabipour, Pooyan Nayyeri, Hamed Jabani, Shahab S., (Senior Member, Ieee), and Amir Mosavi (2020). Predicting Stock Market Trends Using Machine Learning and Deep Learning Algorithms Via Continuous and Binary Data; a Comparative Analysis. DOI: 10.1109/ACCESS.2020.3015966.
28. S. Martin, R. Schlüter, H. Ney, "LSTM neural networks for language modeling", Interspeech, pp. 601-608, 2012.
29. Sreelekshmy Selvin, Vinaya Kumar R, Gopalakrishnan E.A, Vijay Krishna Menon, Soman K.P, "STOCK PRICE PREDICTION USING LSTM, RNN, AND CNN-SLIDING WINDOW MODEL". IEEE 2017.
30. Fischer, Thomas; Krauss, Christopher.
31. Deep learning with long short-term memory networks for financial market predictions FAU Discussion Papers in Economics, No. 11/2017
32. Vimal Raja, Gopinathan (2021). Mining Customer Sentiments from Financial Feedback and Reviews using Data Mining Algorithms. International Journal of Innovative Research in Computer and Communication Engineering 9 (12):14705-14710.
33. Praveen Sivathapandi, Girish Wali (2023). MULTI AGENT MODEL BASED RISK PREDICTION IN BANKING TRANSACTION USING DEEP LEARNING MODEL. JOURNAL OF CRITICAL REVIEWS 10 (2):289-298.
34. ADIL MOGHARA, MOHAMED HAMICHEB "Stock Market Prediction Using LSTM Recurrent Neural Network", in International Workshop on Statistical Methods and Artificial Intelligence. Elsevier 2020





INTERNATIONAL  
STANDARD  
SERIAL  
NUMBER  
INDIA



# INTERNATIONAL JOURNAL OF INNOVATIVE RESEARCH

IN SCIENCE | ENGINEERING | TECHNOLOGY

 9940 572 462  6381 907 438  [ijirset@gmail.com](mailto:ijirset@gmail.com)



[www.ijirset.com](http://www.ijirset.com)

Scan to save the contact details