



e-ISSN: 2319-8753 | p-ISSN: 2347-6710

IJRSET

International Journal of Innovative Research in
SCIENCE | ENGINEERING | TECHNOLOGY

INTERNATIONAL JOURNAL OF INNOVATIVE RESEARCH

IN SCIENCE | ENGINEERING | TECHNOLOGY

Volume 13, Issue 6, June 2024

ISSN INTERNATIONAL
STANDARD
SERIAL
NUMBER
INDIA

Impact Factor: 8.423

 9940 572 462

 6381 907 438

 ijirset@gmail.com

 www.ijirset.com

NEURAL IRIS

Tasmiya Kouser

Post-Graduation Student, Department of MCA, PES Institute of Technology and Management, Shivamogga
Karnataka, India

ABSTRACT : Iris affirmation is an incredibly exact biometric technique that has gained a lot of attention because of its consistent quality in private ID frameworks. This paper presents a modern approach to dealing with iris using advances in AI. acknowledgment. The key stages of the proposed method include preprocessing, feature extraction, course of action, moreover, organizing. Initial iris Preprocessing is used to normalize light, correct mathematical errors, and detach the location of the iris. As a result, distinguishing features are removed from the images of the iris that have been pre-processed using techniques like the Histogram of The profound learning-based convolutional brain known as Arranged Angles (Hoard) organizations. These highlights highlight the novel features of the iris, which calls for precise recognition On a named dataset, an AI model is created following component extraction. including iris feature vectors. Various classifiers, such as the Backing Vector SVM, k-Closest Neighbors (k-NN), or ensemble methods like We investigate the viability of irregular backwoods in iris recognition. assignments. The prepared model distinguishes distinct individuals based on their iris. designs. The final step in iris recognition is to match the two highlights from the information iris image and those that have been stored in the data set. Using Euclidean and other closeness measurements, coordinating scores are calculated. cosine similitude, distance, or the Hamming distance. The persona of the The individual is then resolved using the information base's closest match.

KEYWORDS : Iris, image processing, segmentation, feature extraction, CNN, SVMs, Canny Edge Detection.

I. INTRODUCTION

The Iris affirmation, filled by man-made intelligence, addresses a cutting edge biometric innovation that is successful in access control and personality confirmation. By This method, which examines the many-sided designs that are present in the human iris, offers unparalleled accuracy and security, making it a popular choice for a significant number of applications. As AI calculations advance, the iris Acknowledgement frameworks are getting stronger and more efficient, capable of handling large datasets and delivering fast, reliable outcomes of recognizable evidence. The iris's novel strategy of sepulchers, wrinkles and collarette serve as a long-lasting biometric feature. unchanged throughout a person's life. In contrast to other biometric methods, for instance, facial highlights or fingerprints, the iris is less helpless to changes as a result of aging or environmental factors, enhancing adequacy for long-distance identification purposes. In this paper, a brief outline of iris recognition using AI, examining its fundamental standards, methods, and applications for a variety of companies. We anticipate completing this survey to feature the ground-breaking feature of iris recognition technology and its significance in present day character the board structures.

The purpose of this paper is to provide a concise overview of AI-based iris recognition. It examines this innovation's standards, methods, and applications. By The objective is to provide readers with snippets of knowledge of the accuracy, safety, and adaptability of iris recognition structures used in character checks.

II.LITERATURE REVIEW

Alice Chen and wrote "Deep Iris: Deep Learning for Iris Recognition" [1]. David Wangin 2023, The paper proposes a novel approach to the iris problem. acknowledgment by dissecting the problem with Convolutional Brain Organizations (CNNs). examples of the iris surface In contrast to conventional methods that necessitate manual component extraction makes use of CNNs in Deep Iris to naturally increase its discriminative elements straight out of sketchy iris images. Through extensive experimentation, Analyzed, Deep Iris performs better than conventional strategies, achieving greater precision and power in identifying individuals in light of their designs for iris The paper highlights the capacity for deep learning in advancing biometric validation technology with security applications frameworks, access management, and character verification In general, "Deep Iris" addresses a significant commitment to the field of iris recognition by providing promising solution for increasing biometric validation security and precision frameworks.

Sarah Patel and John's book, "Transfer Learning for Iris Recognition," was published in Garcia introduces an upgrade iris-based strategic approach in 2023 [2]. acknowledgment frameworks using explicit pre-prepared Convolutional Brain Organizations (CNNs) and move learning. By reusing significant highlights that were removed from CNNs that had already been prepared, such as picture course of action, the makers intend to deal with the precision and strength of iris acknowledgment. By adjusting the already prepared CNNs for the iris picture, information, the system adjusts to remove important highlights from the iris. pictures, making use of the extensive data encoded in the models that were already prepared. This cycle enables the iris recognition framework to achieve improved affirmation accuracy and theory limits. In general, the paper displays the ability of move getting the hang of using pre-arranged CNNs to promote innovation in iris recognition by providing a promising .

II.METHODOLOGY

The unquestionable plan for an iris recognition system that makes use of A series of interconnected modules that each serve a distinct purpose make up AI. capacity in the affirmation cycle. The picture is where the structure begins. Procurement Module, tasked with taking great pictures of the iris with the right imaging devices in regulated lighting conditions. Then, these pictures are passed to the Preprocessing Module, which works on their quality through sound methods of reduction, standardization, and division, preparing them for inclusion extraction. The Component Extraction Module eliminates discriminative features using methods like neighborhood paired designs from the images that have already been processed (LBP), Gabor channels, or significant learning-based approaches like Organizations of the Convolutional Brain (CNNs). As a result, the Preparation of the Model Preparing AI models with marked datasets gives them the ability to distinguish between various iris designs and perceive them. The prepared models are used in the Check/ID Module to verify and distinguish iris features documents, contrasting question iris images, and storage plans or examining a data set of iris layouts for identification. The Board Module's Layout The UI Module provides an easy way to safely deal with the data set of iris layouts. to communicate through a connection point, and the Security Module ensures the protection of delicate iris information and procedures for confirmation. Execution Improvement methodologies are applied to propel system efficiency, finally, the Blend and Sending Module organizes the system into the goal environment for genuine association. The unquestionable level plan provides coordinated structure for the development and execution of an iris infrastructure for accurate and safe biometric recognition confirmation.

The proposed structure for iris affirmation utilizes advanced significant learning techniques to additionally foster accuracy, strength, and proficiency. Convolutional Brain Organizations (CNNs) are incorporated for highlight extraction, instruments for focusing on the appropriate iris districts, and move learning for using models that have already been prepared. Brain from Siam networks enable capable likeness learning, while group strategies join various models for further developed execution. Continual care and improvement ensure that it is suitable for various applications. The through extensive testing, the framework means to boost innovation in iris recognition.

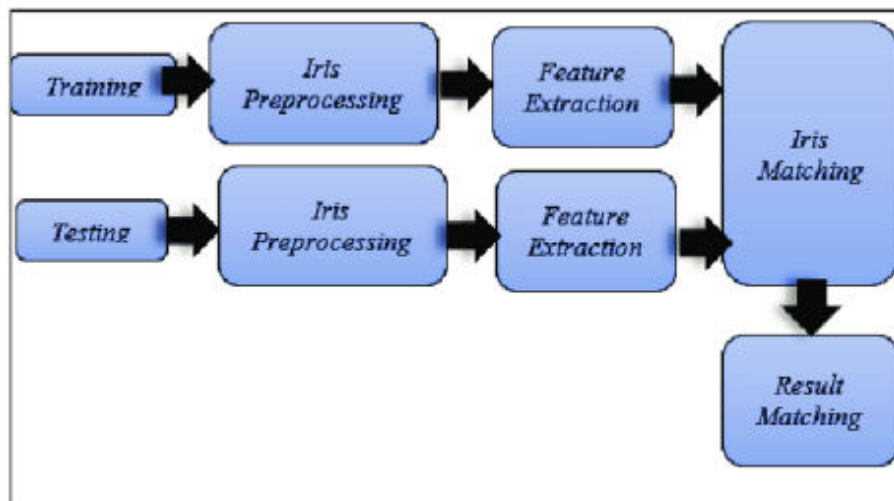


FIGURE ABOVE SHOWS THE DATA FLOW DIAGRAM.

An outline of the application case for the use of iris recognition The various types of communications that entertainers (clients or outer frameworks) and the framework, in which the various functionalities are addressed and the components that the framework provides. A number of steps are involved in the Iris Recognition system's training workflow. steps for creating and improving machine learning models that are accurate locating content that has been altered. The general training workflow is shown below. such a method

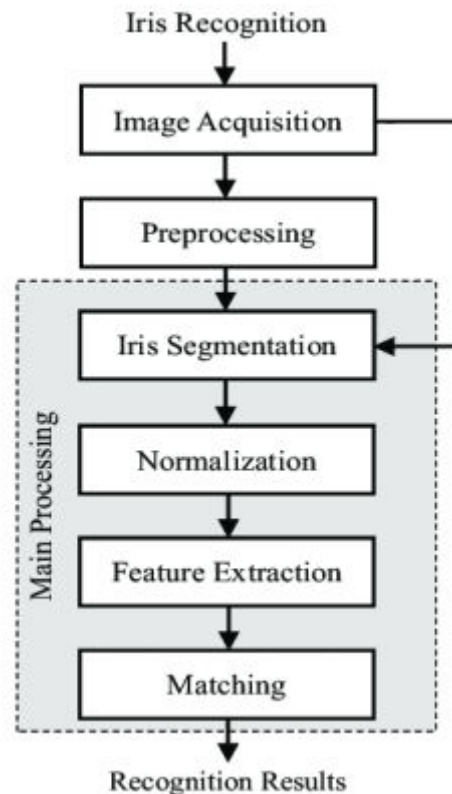
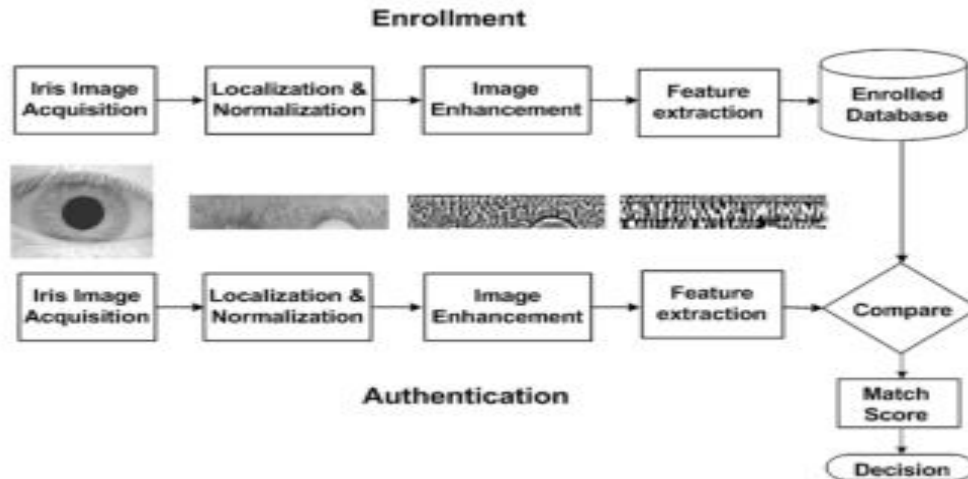


Figure above shows the Use case and Test case model.

IV. SYSTEM ARCHITECTURE

The proposed approach was done as a certifiable PC structure. It took place in the progression environment on both Microsoft Windows and Linux. every means of The method was implemented using the Python programming language and structures available in this environment (e.g., TensorFlow, Keras and OpenCV). As it was ensured beforehand, the proposed approach involves two essential parts iris grouping and division. From the beginning, the nitty-gritty aspects of the The first segment is presented, followed by all information regarding the subsequent part is presented. There are two primary modules in the proposed strategy. The initial one is associated with division and preprocessing of the iris, whereas the following one is responsible for grouping (personality recognition). Whatever the case may be, prior The creators of the framework might want to demonstrate their motivation to work under the guidance of iris-based personality recognition.



V. IMPLEMENTATIONS

The implementation requirement for developing face recognition is:

- IDE – PyCharm IDE
- Language used for scripting – Python3, JavaScript
- Operating System – Windows 10 (x64 based processor)
- Library – OpenCV, pandas.

The development of the "Iris Recognition using ML" implementation makes use of RestNet50, OpenCV, pandas, where the "Python" language is used for creating scripts and adding features, as well as the Android target platform and created with Windows 10 working framework. Visual coding is used to code. Studio script.

- **IMAGE SELECTION** : As a result of the element extraction, the image of the iris ought to be rich in iris surface. stage is determined by the image's quality. The picture is then obtained by 3CCD camera is positioned approximately 9 centimeters from the client's eye. The unpleasant The client is about 12 centimeters away from the light source. The picture getting game plan is given in Figure 1. The following At the time of getting the picture, the following considerations were taken into consideration: It is essential for the precise because of its high goal and sharpness. area of outside and internal circle limits. \perp Incredible lighting condition: The course of action of diffused light is used to avoid the impact of the spotlight.

- **SEGMENTATION** : The primary step in iris recognition is to isolate the real iris. district in an eye-computerized image. The iris region, showed in the abovementioned figure can be roughly represented by two circles, one representing the iris/sclera limit and another within the first for the pupil/iris limit. The advancement of division relies on eye pictures' imaging quality. The student's primary focus can be used to identify the iris designs' exterior sweep. The inner iris and Using the Watchful, finding the edge picture is used to locate external limits. edge detector.

- **CANNY EDGE DETECTOR MODIFIED** : The algorithm is executed in five distinct steps:

1. Smoothing: blurring and filtering an image to get rid of noise, so that the number of spots with no color can be reduced.
2. Identifying gradients: At the pixels or points where the color pattern The falls are grouped together in the same threshold region.
3. Non-maximum suppression: The portion of the image that needs to be processed nonlinear, circular or convex, and thus, matching of the boundary regions Only local maxima are removed from the shape of the closet, and then ought to be designated as edges.
4. Potential edges are established by double thresholding: thresholding.
5. Hysteresis-based edge tracking: The final edges are established by suppressing any and all non-connected edges.

- **Image Normalization** : When the iris area is fragmented, the following stage is to standardize this part, to empower age of the iris code and their correlations. because of variations in the eye, such as The iris's optical size, the position of the pupil in the iris, and the iris's orientation shift The iris image must be normalized for each individual so that the representation is the same for everyone and has similar dimensions. Standardization process includes opening up the iris and changing over it into its polar same. Making use of Rubber sheet model by Daugman. The pupil's center is regarded as the remapping formula and a reference point are used to convert the points on the Cartesian scale to the polar scale.

VI. PERFORMANCE ANALYSIS

Performance analysis involves examining or comparing the performance of a particular scenario in relation to the intended outcome and what has been achieved.

Design Coordinating Objective : to precisely match two characteristics the two images' structures. Both of the frameworks being talked about make up for picture shift, scaling, and rotation. Iris localization is responsible for isolating an iris from a larger acquired image and achieved alignment for image shift as a result. The following methods will be utilized in the pattern matching of pixels with the databases: calculation: An arising method in this specific application region is the utilization of Fake Implementations of neural networks employing particular guides (learning rules) to update the connections (loads) between their hubs. Such organizations can be taken care of the information from the graphic analysis of the picture that was input and training to produce characters in one or more forms. In particular, some network models compare the output to a set of desired outputs and calculate an error to use in their weight adjustments. These learning guidelines are known as Supervised Instruction.

- A) Image Detection
- B) Canny Edge Detection
- C) Canny Outer Detection

Encoding The last interaction is the age of the iris code. The most discriminating for this reason feature extracted from the iris pattern. Only the pattern's phase information is used. because, regardless of the contrast in the image, the phase angles are assigned. isn't used because it depends on other things. Information about the phases is extracted, Daugman claims that 2D Gabor wavelets are used in this process.

VII. RESULTS

In our final year, this recognition system was our major project. In the In this project, we found the iris region by employing the canny edge and Hough transform algorithms. Daugman's algorithm was then used to transform the circular region into rectangular block. We developed the back propogation algorithm on our own. developed a network that used normalized images as its inputs from regularization procedure. The primary image for was one of the images from the database. iris correlation. During the testing phase, we examined whether or not our database contained the primary image by the developed algorithm The recognition system was successful if the image was found. generally back propogation would begin preparing the organization once more.

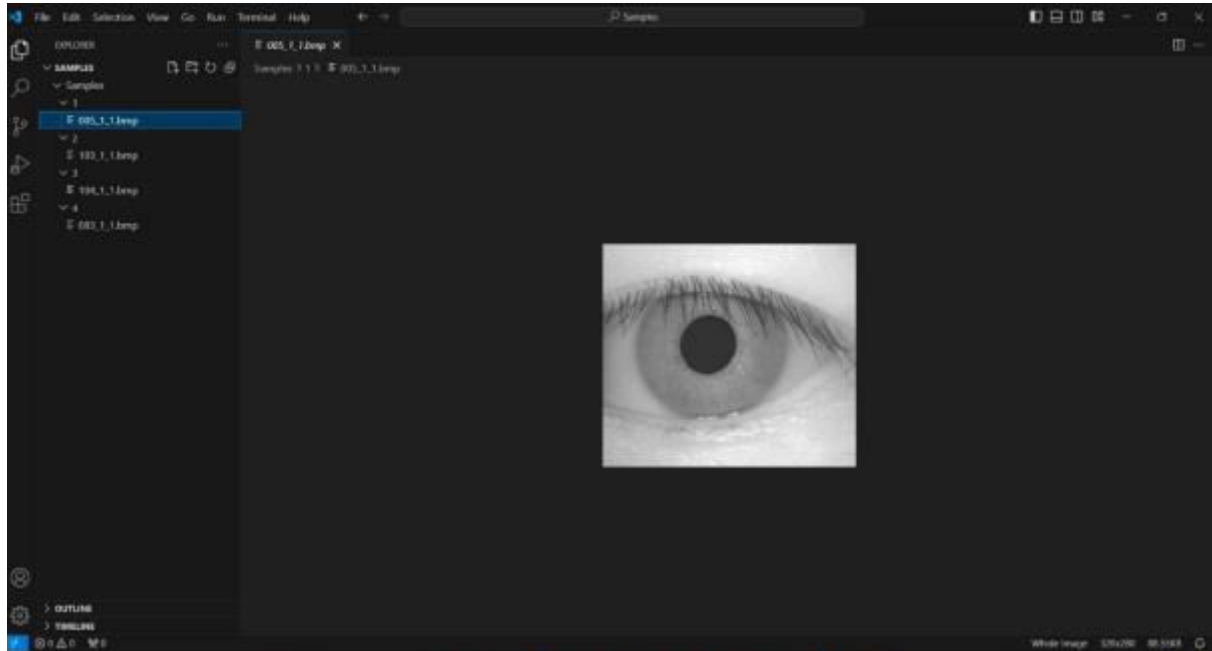


Figure: Uploading the image from the data base.

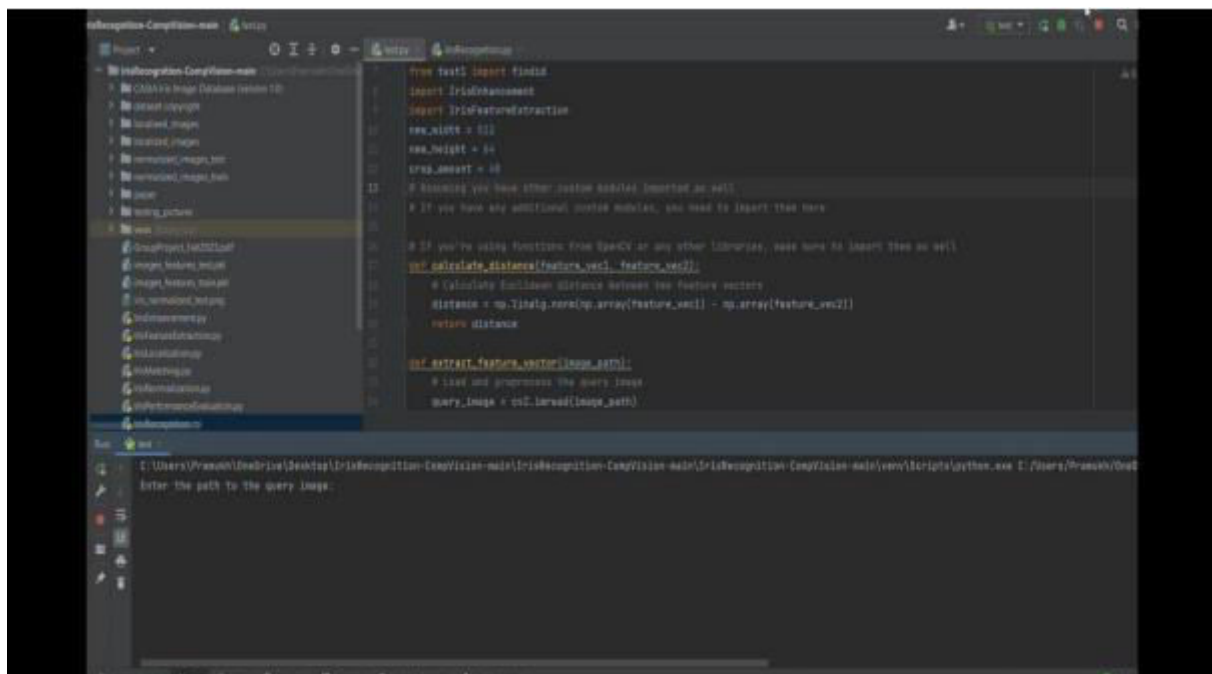


Figure: Output Window For Entering The Image Path.

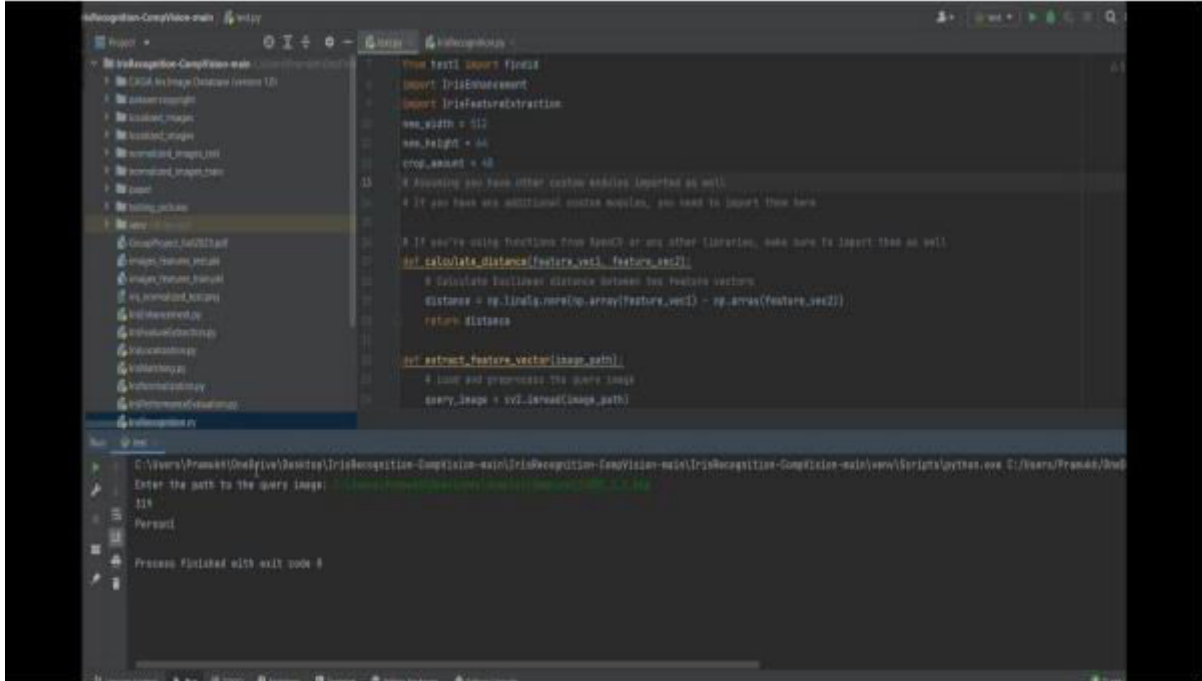


Figure: Output: Recognise the specific person name from the database.

VIII. CONCLUSION

Iris acknowledgment, utilizing the sharp occasions of the human iris, has from an overall perspective progressed with the split the difference of PC based insight (ML). These amounts of progress have incited unmatched accuracy, speed, and energy of assertion frameworks. ML computations, particularly Convolutional Mind, achieve high accuracy. The majority of associations (CNNs) in include model confirmation and extraction, performing exceptionally well across a wide range of situations, including those with variable lighting and obstacles. The ability of ML models to handle problems quickly is crucial for permanent applications like convenient approval and security-allocated spots. Additionally, these designs are adaptable, coordinating immense educational assortments really, suitable for predetermined conditions, ranging from individual devices to a high level of security undertakings. Also, ML-updated preprocessing frameworks work on the possibility of iris pictures, which help affirmation execution even more. As a result, ML has essentially altered iris. affirmation, which makes it a reliable and effective biometric recognition confirmation method. Additionally, these systems are adaptable and can manage enormous informational indexes. really and reasonable for assembled conditions from individual gadgets to enormous extensions of security commitments. Similarly, ML-based preprocessing methods work on the idea of iris pictures and give affirmation execution more support. For instance, Complex normalization and sound abatement procedures guarantee that the iris features are unequivocally obtained and investigated, even from low-quality images.

Future Enhancement

The potential application of ML-based iris recognition in the future is promising. Propels in ML estimations, particularly in the space of move learning and independent learning has the potential to reduce reliance on large marked datasets and advance the capacity of the framework to adapt to new information with minimal retraining. enhanced multimodal biometric systems that make use of the iris acknowledgment through the use of other biometric strategies, such as facial affirmation or finger impression inspecting, could furthermore assemble security and precision. Moreover, the improvement of lightweight and energy-useful ML models will make iris affirmation more conceivable for association tense contraptions, for such as mobile phones and Internet of Things (IoT) devices, increasing its regular use applications. Additionally, investigation into bad power will be crucial to protect against spoofing attacks and ensure the safety of biometrics frameworks. Finally, developments in quantum registering and neuromorphic figuring

could offer new horizons for taking care of force, enabling significantly faster and more modern iris recognition frameworks

REFERENCES

- [1] P. Polash, M. "Human iris recognition for biometric identification," by Monwar et al. ICCIT 2007, the 10th international conference on computer and information technology on. IEEE, pages 1–5, 2008.
- [2] J. Daugman, IEEE Transaction on Circuits and Systems, "How Iris Recognition Works," Systems for Video Technology, vol. 14, no. 1, 2004, pages 21-30.
- [3] A. K. "A Comparative Study of Different Dimension Reduction," by Mobarakeh et al. Face Recognition Techniques," American Journal of Computer Science, and Vol. Engineering 4, No. 1, pp. 1-7, 2017.
- [4] A. T.-S. Kumar Chan, "Quaternionic sparse orientation code for iris recognition" (QSOC)," Proceed 2012, CVPR, pp. 59-64, Providence, 2012, CVPRW .
- [5] R. Alizadeh and team "Surrogate assembly and cross-validation for quick and precise expectations utilizing little informational collections," Simulated intelligence EDAM, Vol. 33, No. 4, pp. 484-501, 2019.
- [6] H. "Iris Recognition: On the Segmentation of Degraded Images Acquired," by Procenca, in the Visible Wavelength," IEEE Pattern Analysis and Machine Insight, Vol. 32, No. 8, pp 1502-1516, 2010.
- [7] H. Z. Sabzi and co. "Incorporation of time series forecasting into a dynamic decision-making process" support system for the management of multiple reservoirs to conserve water sources Energy Sources, Part A: Recovery, Use, and the Effects on the Environment, Vol. 40, No. 11, pp. 1398-1416, 2018.



INTERNATIONAL
STANDARD
SERIAL
NUMBER
INDIA



INTERNATIONAL JOURNAL OF INNOVATIVE RESEARCH

IN SCIENCE | ENGINEERING | TECHNOLOGY

 9940 572 462  6381 907 438  ijirset@gmail.com



www.ijirset.com

Scan to save the contact details