



International Journal of Innovative Research in Science Engineering and Technology (IJIRSET)

(A Monthly, Peer Reviewed, Refereed, Scholarly Indexed, Open Access Journal)



Impact Factor: 8.699

Volume 14, Issue 4, April 2025

An Interactive E-Learning Platform

Snehal Kumbhar, Rohini Nigave, Sayali Patil, Tanvi Patil

C.O Student, Department of Computer Engineering, K. P. Patil Institute of Technology, Mudal, Maharashtra, India

Prof .V. V. Kumbhar

Department of Information Technology, K. P. Patil Institute of Technology, Mudal, Maharashtra, India

ABSTRACT: This project is a robust online education platform designed to streamline learning and teaching experiences. It integrates features for course management, user authentication, and interactive learning. Core functionalities include user registration, tutor and student profile management, course search and enrollment, video content streaming, and interactive elements like bookmarks, comments, and likes to enhance user engagement. The backend, powered by PHP, ensures dynamic content delivery, while the frontend employs CSS and JavaScript for a user-friendly interface. The database, structured using SQL, efficiently handles data related to courses, users, and interactions. This platform is scalable and adaptable, making it ideal for educational institutions or independent tutors aiming to offer seamless virtual learning experiences.

KEYWORDS: Digital Learning, Online Education, Virtual class e-rooms

I. INTRODUCTION

The education industry has witnessed a paradigm shift with the emergence of online learning, offering unprecedented access to knowledge across geographical boundaries. Despite this progress, learners and educators face challenges such as a lack of engagement, limited interactivity, and fragmented access to resources. These issues hinder the effectiveness of online education and create a gap in delivering quality learning experiences.

To address these challenges, this project identifies key problem statements: How can online platforms provide a cohesive, interactive, and user friendly environment for learners and educators? How can such systems ensure efficient course management, effective communication, and resource accessibility? This project aims to develop a comprehensive online education platform that resolves these challenges by integrating features like user authentication, tutor student interaction,

Course management, and video streaming. The primary goal is to create a scalable, engaging, and resourceful virtual learning space tailored to meet diverse educational needs.

Every organization, whether big or small, has challenges to overcome in managing the information of students, courses, assignments, quizzes, and course types. Every E-Learning Management System has different course needs; therefore, we design exclusive systems that are adapted to managerial requirements. This is designed to assist in strategic planning and help ensure that your organization is equipped with the right level of information and details for your future goals.

II. DESIGN, WORKING AND PROCESSES

1) DESIGN

1. System Design

The system is designed to support scalability, security, and ease of use. The key components include:

1.1 Database Design

The database is structured using SQL to handle:

User Data: Stores information for students, tutors, and administrators, including login credentials and profile details.

Course Data: Maintains records of course titles, descriptions, videos, and supplementary materials.

Interactions: Tracks comments, likes, bookmarks, and video watch history.

1.2 Frontend Design

Built with HTML, CSS, and JavaScript for a responsive and intuitive interface.

Features include navigation menus, search functionality, and visually appealing course layouts.

1.3 Backend Design

Developed using PHP to handle server-side logic and database interactions.

Includes modules for user authentication, course creation, video streaming, and data analytics.

2) WORKING

2.1 User Registration and Login

Users (students and tutors) register with basic details and credentials.

Login is authenticated via secure mechanisms to protect user data.

2.2 Course Management

Tutors can create and upload courses, including video content, PDFs, and quizzes.

Courses are categorized for easy navigation and search.

2.3 Interactive Learning

Students can interact with courses through likes, comments, and bookmarks.

Discussion forums enable collaboration and real-time Q&A with tutors.

2.4 Video Streaming

Videos are securely hosted and streamed using efficient delivery techniques to minimize buffering and maximize quality.

2.5 Search and Recommendation

Users can search for courses based on keywords, categories, or tutor names.

A recommendation engine suggests courses based on user preferences and activity.

2.6 Administrative Tools

Admins manage platform settings, review user-generated content, and monitor platform activity.

3) PROCESSES

3.1 Development Process

Planning: Gather user requirements and design system architecture.

Implementation: Code and integrate backend, frontend, and database modules.

Testing: Conduct rigorous testing to ensure functionality, usability, and security.

3.2 User Workflow

For Students:

Register and log in.

Search for courses or browse recommendations.

Enroll in courses and engage with content via bookmarks, likes, and comments.

Watch video lessons and participate in discussions.

For Tutors:

Register and log in.

Create courses by uploading videos and supplementary materials.

Monitor student interactions and respond to queries in discussion forums.

For Admins:

Manage user accounts and resolve issues.

Review and moderate platform content

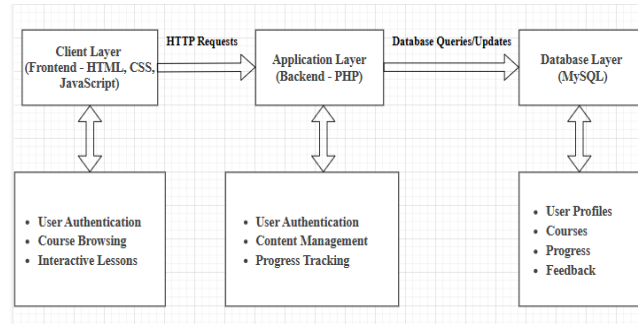


fig. System Flow

III. METHODOLOGY

The development of this online education platform follows a structured and iterative methodology to ensure quality, functionality, and user satisfaction. The approach is divided into the following key phases:

1. Requirement Analysis:

Gather and analyze user requirements for both students and tutors. Identify gaps in existing platforms to define the functional and non-functional requirements. Outline system architecture, including backend, frontend, and database structures.

2. System Design:

Develop detailed wireframes and mockups for the user interface to ensure a user-friendly design. Define the database schema for managing users, courses, interactions, and multimedia content. Design a scalable backend system using PHP to handle dynamic requests efficiently.

3. Development:

Implement the backend functionalities, including user authentication, course creation, video streaming, and interactive tools like comments and bookmarks. Create a responsive frontend using HTML, CSS, and JavaScript for an intuitive user experience. Integrate the SQL database for secure and efficient data management.

4. Testing:

Conduct unit testing to verify individual components and modules. Perform integration testing to ensure seamless interaction between backend, frontend, and database.

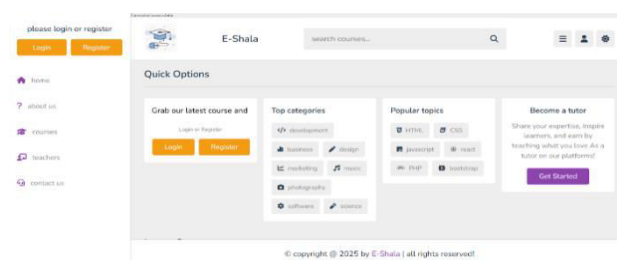
5. Maintenance and Updates:

Monitor platform usage to identify and address bugs or performance issues. Gather user feedback for ongoing improvements and feature enhancements.

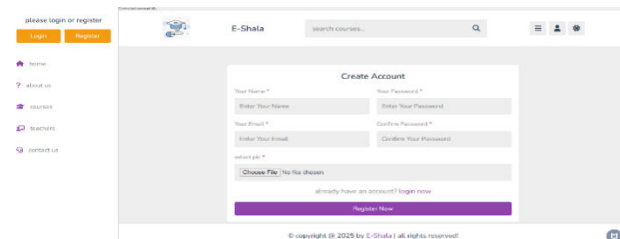
This methodology ensures a systematic and iterative development process, resulting in a reliable, efficient, and user-friendly online education platform.

IV. RESULTS

Homepage

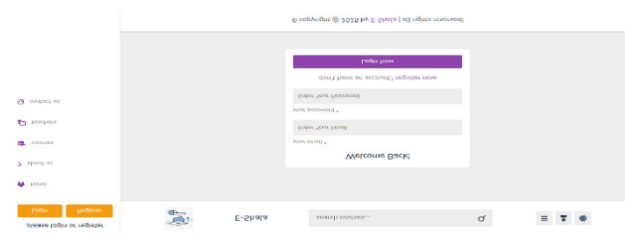


Register




The registration form is titled 'Create Account'. It includes fields for 'Your Name', 'Your Email', 'Your Password', and 'Confirm Password'. There is a 'Choose File' button for a profile picture and a 'Register Now' button. A link for 'already have an account? login now' is also present.

Login



The login form is titled 'Login'. It includes fields for 'Email' and 'Password'. There is a 'Login Now' button and a link for 'forgot your password?'. A 'Remember Me' checkbox is also visible.

Courses



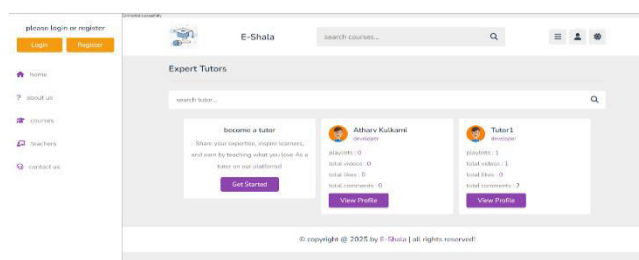
The courses page displays a grid of course cards. Each card includes a tutor's profile picture, a course title (e.g., 'CSS Course', 'JS Course', 'React Course'), and a 'View Playlist' button. The page also features a sidebar with navigation links and a search bar.

Contact



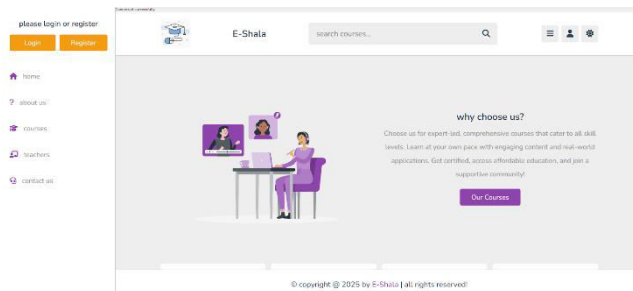
The contact form is titled 'Get In Touch'. It includes fields for 'Your Name', 'Your Email', 'Your Phone', and 'Your Message'. There is a 'Send Message' button.

Tutors



The tutors page is titled 'Expert Tutors'. It displays a grid of tutor profiles, each with a tutor's name, a brief bio, and a 'View Profile' button. The page also features a sidebar with navigation links and a search bar.

ABOUT



V. FUTURE SCOPE

- 1. AI-based Personalization:** Implement AI algorithms to offer personalized course recommendations and learning paths based on student preferences, past activity, and performance.
- 2. Mobile Application Development:** Extend the platform's reach by developing mobile apps for iOS and Android, ensuring accessibility on a wider range of devices.
- 3. Gamification:** Integrate gamified elements, such as badges, leaderboards, and achievements, to increase student engagement and motivation.

VI. CONCLUSION

This project successfully develops an interactive and scalable online education platform aimed at enhancing the learning experience for both students and tutors. By incorporating essential features like course management,

personalized learning paths, user authentication, and interactive tools (comments, likes, book marks), the platform addresses key challenges faced by traditional and existing online education systems.

The seamless integration of a PHP-based backend, an intuitive frontend, and a structured SQL database ensures smooth functionality and ease of use for all stakeholders. With its user-centric design and efficient content delivery system, the platform offers a robust solution for modern-day learning needs, providing a foundation for effective virtual education.

REFERENCES

1. Educause. (2020). Engagement in Online Learning: Challenges and Opportunities.
2. EdTech Research Group. (2021). Personalized Learning in the Digital Era: Strategies and Best Practices. Retrieved from <https://www.edtechgroup.org>
3. Sudheer Panyaram, Muniraju Hullurappa, "Data-Driven Approaches to Equitable Green Innovation Bridging Sustainability and Inclusivity," in Advancing Social Equity Through Accessible Green Innovation, IGI Global, USA, pp. 139-152, 2025.
4. IEEE Education Society. (2022). Improving Technical Barriers in Online Education Platforms. IEEE Access, 10, 12045-12055.
5. YouTube. (2021). Building Interactive E-Learning Platforms from Scratch.
6. World Economic Forum. (2020). Bridging the Digital Divide in Education. Retrieved from <https://www.weforum.org>



INTERNATIONAL
STANDARD
SERIAL
NUMBER
INDIA



INTERNATIONAL JOURNAL OF INNOVATIVE RESEARCH

IN SCIENCE | ENGINEERING | TECHNOLOGY

 9940 572 462  6381 907 438  ijirset@gmail.com



www.ijirset.com

Scan to save the contact details