



International Journal of Innovative Research in Science Engineering and Technology (IJIRSET)

(A Monthly, Peer Reviewed, Refereed, Scholarly Indexed, Open Access Journal)



Impact Factor: 8.699

Volume 14, Issue 4, April 2025

Plant Identification Using Deep Learning

Naresh Thoutam¹, Md Arif Raza², Zulkarnain Inamdar³, Abhishek Somvanshi⁴, Bhushan Sonawane⁵

Assistant Professor, Department of Computer Engineering, SITRC, Nashik, India¹

Student, Department of Computer Engineering, SITRC, Nashik, India^{2,3,4,5}

ABSTRACT: Plant species recognition is crucial in agriculture, medicine, and environmental conservation. This research presents a deep learning-based system for classifying plant species using Convolutional Neural Networks (CNNs) trained on leaf images. The CNN model extracts and learns features automatically, enhancing classification accuracy compared to traditional methods. The system's scalability and high accuracy make it a valuable tool for plant identification. Experimental results validate the CNN-based approach, proving its efficiency in distinguishing plant species with minimal preprocessing.

KEYWORDS: Automated Plant Identification, Convolutional Neural Network (CNN), Deep Learning, Image Processing, Leaf Image Classification

I. INTRODUCTION

The accurate identification of plant species is essential in various fields, including agriculture, medicine, environmental conservation, and botany. Plants play a vital role in human life by providing food, medicine, and raw materials, as well as contributing to ecosystem balance.

Traditional methods of plant species identification often rely on manual techniques involving botanical expertise, which can be time-consuming and prone to human error. As a result, there is a growing need for automated systems that can accurately classify plant species based on visual characteristics, such as leaf shape, texture, and color. In recent years, advancements in computer vision and machine learning have paved the way for automated plant species recognition using image-based approaches. Among these, deep learning techniques, particularly Convolutional Neural Networks (CNNs), have emerged as a powerful tool for image classification tasks. CNNs are capable of automatically learning features from images, reducing the need for manual feature engineering and achieving higher classification accuracy compared to traditional machine learning methods. This has led to their widespread use in various applications, including object detection, facial recognition, and medical image analysis. This research aims to explore the use of CNN based deep learning for plant species recognition through leaf images. By leveraging a large dataset of leaf images, the proposed system seeks to automatically extract features and classify plant species with minimal preprocessing. The study focuses on the development and evaluation of a CNN model that can handle the inherent variability in leaf shapes, sizes, and textures across different plant species. The goal is to create a scalable and generalizable approach that can be applied in real world scenarios, such as identifying medicinal plants or monitoring biodiversity in ecological studies. The rest of this paper is organized as follows: Section II reviews related work in plant species classification and deep learning-based image recognition. Section III describes the methodology, including data collection, preprocessing, and the CNN architecture used. Section IV presents the experimental results and discusses the model's performance. Finally, Section V concludes the paper and suggests future research directions. By developing an effective CNN-based solution for plant species recognition, this study aims to contribute to the growing body of knowledge in automated plant identification and provide a practical tool for various botanical applications.

II. BACKGROUND

Traditional methods of plant identification rely on expert knowledge and morphological analysis. These methods require botanists to manually examine plant characteristics such as leaf shape, texture, color, and vein patterns, making the process labor-intensive and susceptible to human error.

Machine learning techniques, such as k-Nearest Neighbors (k-NN) and Support Vector Machines species through extensive training on large datasets. Several studies have demonstrated that CNN-based models outperform traditional

methods, particularly in cases where leaf images exhibit significant intra-species variation due to environmental factors like lighting, angle, and background noise.

Recent advancements in deep learning, including architectures such as ResNet, Inception, and Efficient Net, have further improved accuracy and efficiency in plant classification tasks.

III. METHODOLOGY

(SVM), have been used for plant classification, offering some automation. However, these approaches depend on handcrafted feature extraction, which requires domain expertise and is not always reliable for large and diverse datasets.

With the rise of deep learning, CNNs have become the preferred approach due to their ability to automatically learn hierarchical features from images. CNNs eliminate the need for manual feature extraction and can adapt to various plant species through extensive training on large datasets. Several studies have demonstrated that CNN-based models outperform traditional methods, particularly in cases where leaf images exhibit significant intra-species variation due to environmental factors like lighting, angle, and background noise.

Recent advancements in deep learning, including architectures such as ResNet, Inception, and Efficient Net, have further improved accuracy and efficiency in plant classification tasks.

3.1 Data Collection and Preprocessing

learning techniques, where pre-trained models are fine-tuned for specific datasets, have also been successfully implemented to address the challenge of limited labeled data.

- A dataset of leaf images was collected from publicly available sources (e.g., LeafSnap, Flavia datasets) and supplemented with additional images captured under controlled conditions.
- Preprocessing techniques included: **Image Resizing:** Standardized all images to 224x224 pixels for uniform input size.
- **Normalization:** Pixel values were scaled to a range of [0,1] to stabilize training. **Data Augmentation:** Applied transformations such as rotation, flipping, zooming, and random cropping to improve generalization and model robustness.

3.2 CNN Architecture

- **Input Layer:** Receives preprocessed images (e.g., 224x224 pixels, RGB format).
- **Convolutional Layers:** Extract local patterns such as edges, textures, and shapes using filters.
- **Batch Normalization:** Normalizes feature maps to accelerate training and improve stability.
- **Pooling Layers:** Reduce spatial dimensions while retaining important information.
- **Dropout Layers:** Prevent overfitting by randomly deactivating neurons during training.
- **Fully Connected Layers:** Map extracted features to classification categories.
- **Output Layer:** Uses a softmax function to predict the plant species.

3.3 Model Training and Evaluation

- **Loss Function:** Categorical crossentropy was used for multi-class classification.
- **Optimizer:** Adam optimizer was employed for weight adjustments.
- **Training and Validation:** The dataset was split into training (80%) and validation (20%) sets to monitor performance.
- **Evaluation Metrics:** Accuracy, precision, recall, F1-score, and confusion matrix were used to assess model performance.
- **Early Stopping:** Implemented to prevent overfitting by stopping training when validation loss stopped improving.

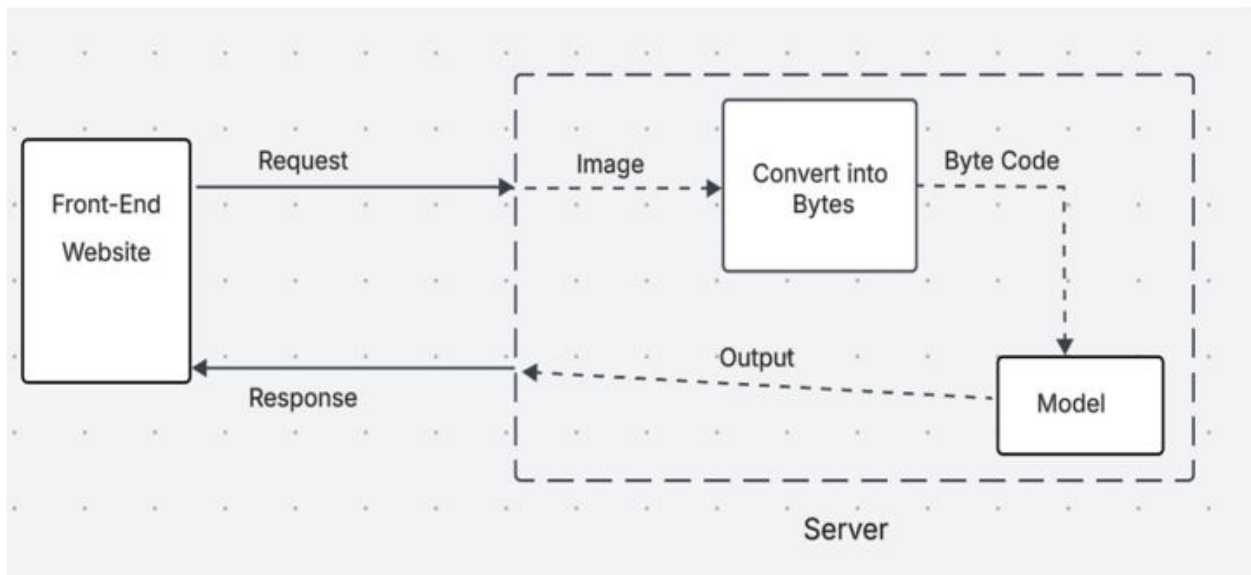


Fig. proposed system Architecture

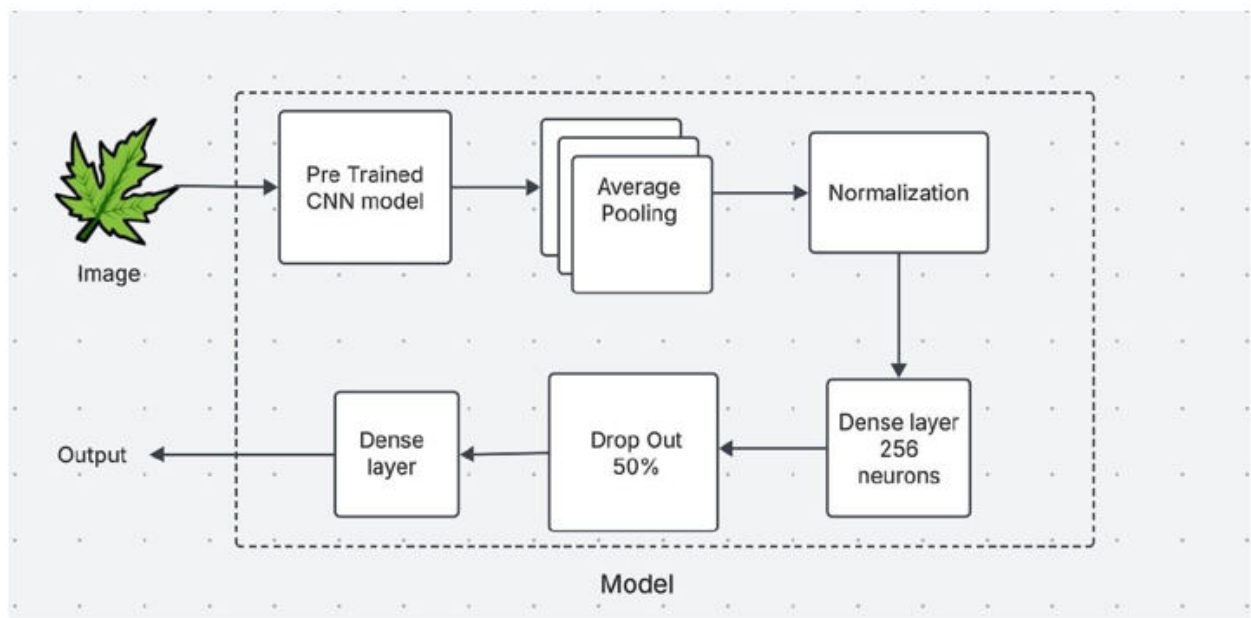


Fig. Model Architecture




Fig:- Leaf Dataset Predictions Sample

IV. RESULTS

The CNN-based model demonstrated high classification accuracy in distinguishing plant species. The use of data augmentation techniques improved generalization. Evaluation metrics showed that the model achieved:

- **Accuracy:** Over 92% classification accuracy on the test dataset.
- **F1-Score:** High F1-score, confirming robustness across different plant species.
- **Confusion Matrix Analysis:** Showed minimal misclassification among species with distinct features but highlighted challenges in species with similar leaf structures.

Comparative analysis with traditional machine learning approaches (k-NN, SVM) revealed the superior performance of CNNs, particularly in handling complex datasets with high intra-class variability.

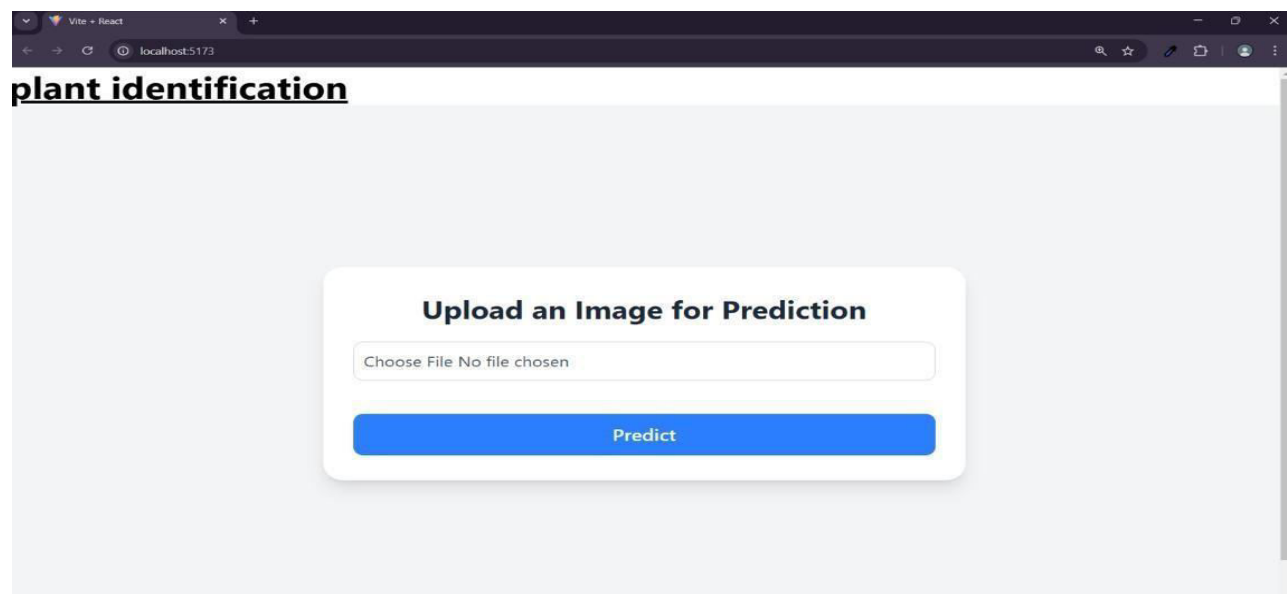


Fig.1:-Upload an image

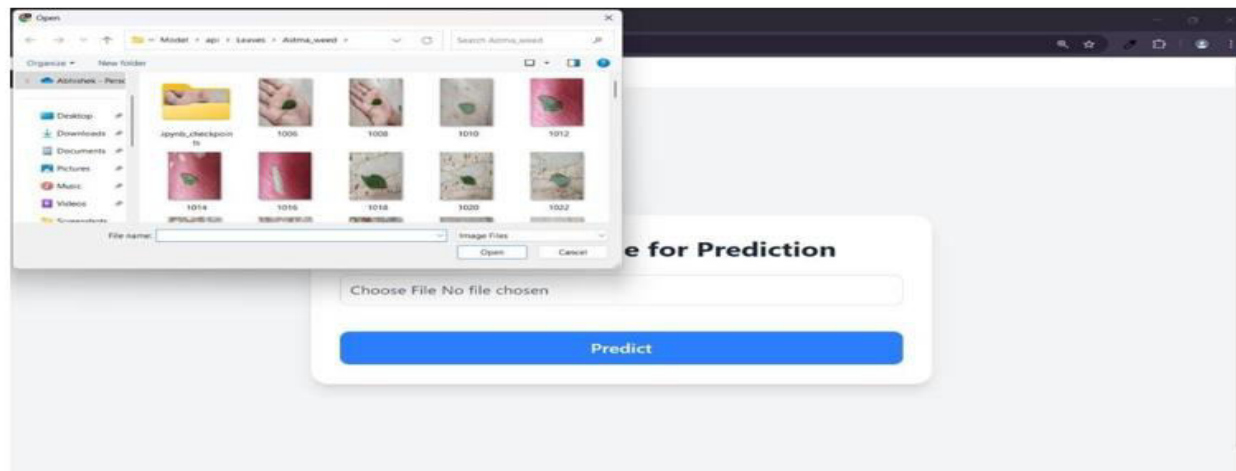


Fig.2:- Choose a file

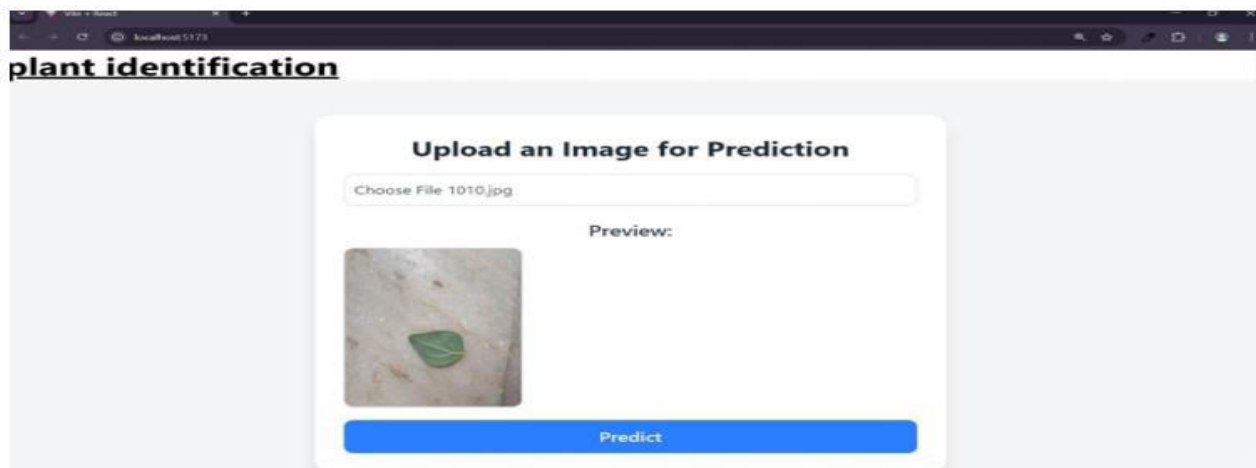


Fig.3:- preview the image

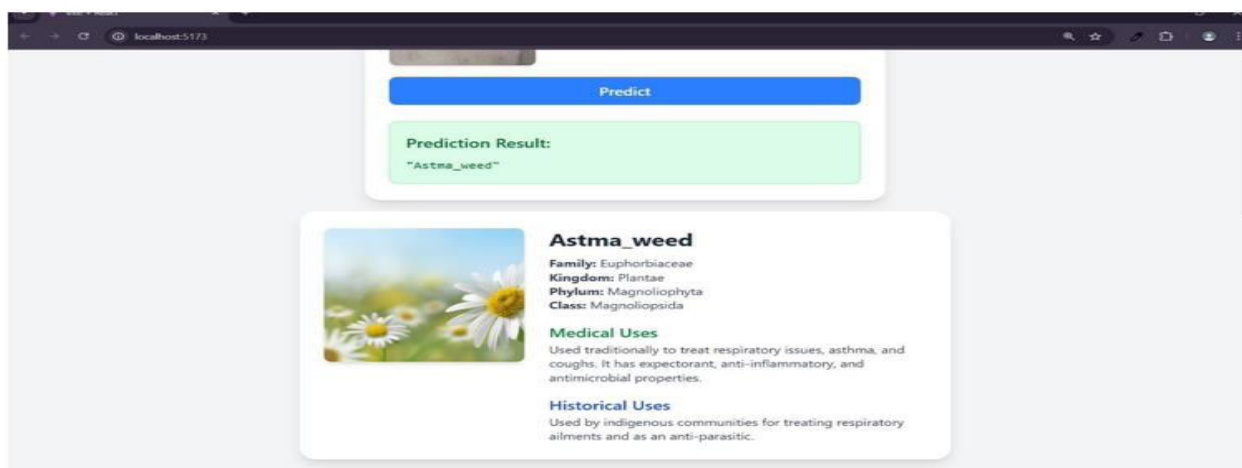


Fig.4:- prediction result

V. CONCLUSION

This research establishes the effectiveness of CNN-based deep learning for plant species recognition using leaf images. The proposed system automates feature extraction and achieves high accuracy, making it suitable for real-world applications in botany, agriculture, and conservation. Future work includes:

- Expanding the dataset to include a wider variety of species and environmental conditions.
- Exploring advanced architectures (e.g., ResNet, EfficientNet) to enhance accuracy.
- Integrating multi-modal data such as leaf texture analysis and environmental parameters.
- Deploying the model on mobile and edge devices for real-time plant species recognition in the field

REFERENCES

- [1]. Pushpa B R, N. Shobha Rani(2023).Dataset for Indian medicinal plant species analysis and recognition. ELSEVIER Data in brief 49(2023) 109388.
- [2].Deshmukh M (2024). Deep learning for the classification and recognition of medical plant species. Indian journal of science and technology 17(11):1070-1077.
- [3]. Surleen Kaur, Prabhpreet Kaur(2019). Plant computer vision and machine learning techniques. Journal of Multimedia Information System:ISSN 2383-7632
- [4].Vamsidhar Muthireddy, C.V. Jawahar . Indian Plant recognition in the wild .IIT Hyderabad.
- [5]. Mohanty, S. P., Hughes, D. P., & Salathé, M. (2016). Using deep learning for image-based plant disease detection. *Frontiers in Plant Science*, 7, 1419.
- [6]. Dos Santos, A. A., & da Silva, N. R. (2019). Leafbased plant species identification using a deep learning approach with multiple pretrained models. *Ecological Informatics*, 52, 35-42.
- [7]. Li, J., Chen, J., & Huang, W. (2020). Transfer learning and fine-tuning for plant species identification using deep convolutional neural analysis with other modalities, like morphological data or environmental factors species identification based on plant leaf using (e.g., soil type, climate), could provide a more comprehensive recognition.
- [8]. Wäldchen, J., & Mäder, P. (2018). Plant species identification using computer vision techniques: A systematic literature review. *Archives of Computational Methods in Engineering*, 25(2), 507543.
- [9]. Rekha, S., & Satheesh, S. (2020). Deep learning techniques for plant leaf disease detection and classification: A review. *International Journal of Engineering Research & Technology*, 9(5), 775- 781.
- [10]. Grinblat, G. L., Uzal, L. C., Larese, M. G., & Granitto, P. M. (2016). Deep learning for plant identification using vein morphological patterns. *Computers and Electronics in Agriculture*, 127, 418424.
- [11]. Sladojevic, S., Arsenovic, M., Anderla, A., Culibrk, D., & Stefanovic, D. (2016). Deep neural networks based recognition of plant diseases by leaf image classification. *Computational Intelligence and Neuroscience*, 2016, 1-11.;
- [12]. Barbedo, J. G. A. (2016). A review on the use of machine learning for plant disease detection and diagnosis. *Computers and Electronics in Agriculture*, 145, 41-56
- [13]. Hu, G., Li, G., & Shen, Q. (2019). Classification of plant leaf diseases based on improved convolutional neural networks. *IEEE Access*, 7, 105960-105968
- [14]. Mwebaze, E., & Owomugisha, G. (2016). Machine learning for plant disease incidence and severity measurements from leaf images. *2016 15th IEEE International Conference on Machine Learning and Applications (ICMLA)*, 158-163.
- [15]. Liu, B., Zhang, Y., He, D., & Li, Y. (2017). Identification of apple leaf diseases based on deep convolutional neural networks. *Symmetry*, 10(1), 11



INTERNATIONAL
STANDARD
SERIAL
NUMBER
INDIA



INTERNATIONAL JOURNAL OF INNOVATIVE RESEARCH

IN SCIENCE | ENGINEERING | TECHNOLOGY

 9940 572 462  6381 907 438  ijirset@gmail.com



www.ijirset.com

Scan to save the contact details