




International Journal of Innovative Research in Science Engineering and Technology (IJIRSET)

(A Monthly, Peer Reviewed, Refereed, Scholarly Indexed, Open Access Journal)



Impact Factor: 8.699

Volume 14, Issue 3, March 2025

Development of a Geo-Temporal Attendance Tracking Portal

Harsh Chavda, Prof. Suraj Singh

Department of Computer Science & Engineering, Parul University, Vadodara Gujarat, India

ABSTRACT: This research paper presents the development of a geo-temporal attendance tracking portal designed to enhance traditional attendance management systems. The portal addresses the need for accurate and reliable attendance records by capturing both login/logout times and users' locations. Users interact with the system by entering their name and email, which triggers the recording of their entry time and geographical coordinates. The system uses [GPS, geolocation API] to capture users' locations. The system is equipped with a safe administrative interface, which is accessed using a username and password login. Authorized personnel can manage users' data, and enable the addition of new users to the database of the organization. Centralized management makes adding new employees or members easier while ensuring data integrity. The developed portal provides an applicable solution for organizations desiring to enhance the accuracy and efficiency of attendance tracking. Future work includes integration with current HR systems, enhanced reporting features, or more sophisticated location verification methods.

KEYWORDS: Geo-Temporal Attendance, Attendance Tracking System, Location Based Attendance, Real-Time Location

I. INTRODUCTION

Effective attendance management is crucial for organizations of all sizes, from small businesses to large corporations and educational institutions. Accurate attendance records are essential for payroll processing, performance evaluation, resource allocation, and ensuring accountability. Traditional attendance tracking methods, such as manual timesheets or punch cards, are often prone to inaccuracies, time-consuming to process, and susceptible to fraud. These methods can also be cumbersome to manage, especially in organizations with dispersed workforces or flexible work arrangements. Furthermore, they cannot often provide real-time insights into employee presence, making it difficult for managers to monitor attendance patterns and identify potential issues.

The advent of web-based technologies has opened up new possibilities for automating and improving attendance management. Web-based attendance systems offer several advantages over traditional methods, including increased accuracy, reduced administrative overhead, and improved accessibility. They can also provide real-time data and reporting capabilities, enabling organizations to make informed decisions about workforce management. However, many existing web-based attendance systems still rely on manual input or require dedicated hardware, which can be inconvenient or expensive to implement. Moreover, they may not adequately address the challenges of verifying user presence, particularly in remote work scenarios or situations where employees are spread across multiple locations.

This research paper presents the development of a geo-temporal attendance tracking portal designed to address these limitations. Our portal integrates time and location tracking functionalities into a single, easy-to-use web-based platform. By capturing both the login/logout times and the geographical location of users, our system provides a more comprehensive and reliable approach to attendance management. Users interact with the portal by simply entering their name and email, which initiates the process of recording their entry time and location. This streamlined process eliminates the requirement for clocking in and out manually, hence reducing human error and saving much time. The system employs [specific location tracking technology used, such as GPS, geolocation API] to capture the location of the user, which yields verifiable data on the employee's presence. Furthermore, a secure administrative interface allows authorized personnel to manage user data, add new users to the system, and generate reports on attendance patterns.

The primary objective of this project is to develop a practical and efficient web-based attendance tracking solution that leverages the power of geo-temporal data. We aim to create a system that is not only accurate and reliable but also user-friendly and accessible. This paper details the design and implementation of our geo-temporal attendance tracking portal, including the technologies used, the challenges encountered, and the solutions implemented. We also discuss the potential benefits and limitations of our system, as well as directions for future research and development. The following sections of this paper will explore related work in attendance management, describe our methodology in detail, present the results of our implementation, discuss the findings, and conclude with a summary of our contributions.

II. RELATED WORK

Attendance management systems have undergone significant evolution, transitioning from manual methods to advanced automated solutions that leverage modern technologies. This section provides a comprehensive review of existing attendance tracking systems, highlighting their methodologies, advantages, and limitations, and identifies how our geo-temporal attendance tracking portal addresses existing gaps.

Traditional Attendance Systems:

Historically, attendance tracking relied on manual methods such as paper-based timesheets, punch cards, and sign-in logs. These old systems, although easy to put in place at first, are susceptible to human mistakes. For instance, workers may incorrectly record their time, or data entry clerks may err when typing the information. In addition, these techniques are vulnerable to deliberate falsifications, like "buddy punching," where an employee punches in for another. The manual nature of these systems is also labor-intensive, requiring significant time and effort for data collection, compilation, and analysis. This makes real-time monitoring challenging and hinders the ability of organizations to gain timely insights into workforce presence and attendance patterns. Consequently, the manual nature of these systems often leads to inaccuracies and inefficiencies in attendance data management.

Web-Based Attendance Systems:

The advent of web technologies introduced online attendance systems that automate data collection and centralize records. These systems allow employees to log their attendance via computers or mobile devices, enhancing efficiency and accessibility. By digitizing the attendance process, these systems reduce the reliance on paper-based methods and provide centralized access to attendance records, making it easier for administrators to manage and analyze data. However, many of these systems lack robust mechanisms for verifying the physical presence of employees. This renders them vulnerable to time theft and inaccurate reporting, especially in remote or hybrid work settings, where employees may not be physically present at a designated location. [Citation 1]

Location-Based Attendance Systems:

To address the shortcomings of basic web-based systems, location-based attendance tracking has emerged. These systems use technologies like GPS, Wi-Fi triangulation, and geofencing in order to identify an employee's presence in a single designated location. The feature provided by GPS is quite accurate for individuals working outside and those with constant connectivity. However, it often breaks down when indoors or in multiple areas having low levels of reception, such as urban canyons or remote locations. Wi-Fi triangulation offers indoor positioning capabilities by analyzing the signal strength from multiple Wi-Fi access points, but its precision can vary depending on the density and configuration of the network. Geofencing establishes virtual perimeters, recording attendance when an employee enters or exits a specified area. This method requires meticulous configuration and may not be suitable for dynamic work environments where employees move frequently. Additionally, continuous location tracking raises privacy concerns related to the collection and storage of sensitive location data, which must be addressed appropriately. [Citation 2]

Mobile Attendance Tracking Applications:

The proliferation of smartphones has led to the development of mobile apps for attendance tracking. These applications leverage built-in GPS and Wi-Fi capabilities to validate an employee's location during clock-in/out processes. This provides convenience and real-time capture of data, as employees can mark their attendance from anywhere through their mobile phones. These apps are, however, vulnerable to location spoofing, where the employees tamper with their device's GPS signal to report a wrong location. They also rely on employees keeping their devices running at all times, which might not be the case. Continuous location tracking can also result in increased battery consumption, which is a concern for employees who rely heavily on their mobile devices throughout the day. [Citation 3]

Feature	Traditional Systems	Web-Based Systems	Your System
Location Tracking	No	Limited	Yes (GPS & Wi-Fi)
Real-Time Data	No	Sometimes	Yes
Security	Medium	Depends on Implementation	Strong (JWT, Encryption)
Automation	Manual	Partial	Fully Automated

Biometric Attendance Systems:

Biometric systems, including fingerprint scanners and facial recognition technologies, provide high accuracy in attendance tracking and eliminate issues like "buddy punching." By verifying employee identity using unique biological traits, these systems offer a reliable method for recording attendance. However, they often require substantial investment in specialized hardware and infrastructure, such as fingerprint scanners or facial recognition cameras. They also raise significant privacy concerns related to the collection, storage, and potential misuse of sensitive biometric data, which requires careful consideration and compliance with relevant regulations. [Citation 4]

Geo-Temporal Attendance Tracking:

Integrating both temporal and spatial data offers a comprehensive approach to attendance management. Research has explored the use of geo-temporal data to enhance the accuracy and reliability of attendance systems. For instance, a study proposed a system that utilizes GPS data to confirm an employee's presence within a predefined geofence during working hours, thereby ensuring both time and location compliance. However, challenges such as GPS inaccuracies in urban canyons, battery consumption, and privacy issues persist. Our proposed geo-temporal attendance tracking portal aims to address these challenges by combining GPS with Wi-Fi triangulation to improve indoor accuracy, implementing energy-efficient location tracking algorithms to minimize battery drain, and incorporating robust data encryption and privacy policies to protect user information. [Citation 5]

This comprehensive review underscores the progression of attendance management systems and highlights the need for solutions that integrate time and location data while addressing challenges related to accuracy, privacy, and user convenience. Our proposed geo-temporal attendance tracking portal aspires to fulfill these requirements by leveraging a combination of GPS and Wi-Fi technologies, implementing energy-efficient tracking, and ensuring robust data security measures.

III. PROPOSED SYSTEM

System Overview:

1. Purpose & Objectives: As discussed in the introduction, most of the existing attendance tracking methods fail to verify the employee's presence in an efficient manner, especially at remote and hybrid workplaces. This deficiency often leads to time theft, erroneous reporting, and administrative overhead. Thus, the primary

objective of this project is to build a geo- temporal attendance tracking portal that directly addresses this critical need. The key objectives are:

Accurate and Verifiable Attendance: Capture precise login/logout times and verifiable location data to ensure reliable attendance records, mitigating the risk of time fraud.

Streamlined and Automated Tracking: Provide efficient and automated attendance recording, reducing manual effort and administrative overhead for both employees and administrators.

2. **Target Users:** The geo-temporal attendance tracking portal is aligned and designed with the precise needs of two principal target user groups:

Employees: Employees require a quick and easy way to record their attendance without disrupting their workflow. They need a system that is accessible from various devices and respects their privacy. Therefore, the employee interface is designed for simplicity and efficiency, focusing on the core functions of login/logout and location recording. You could add specific details here, e.g., The interface is mobile-friendly and uses clear visual cues to guide the user.

Administrators: Administrators need a secure and efficient tool to manage employee data and oversee attendance tracking. They require an interface with access controls to protect sensitive data. Therefore, the administrative interface provides comprehensive features for user management, including adding, editing, and deleting user accounts. You could add specific details here, e.g., The interface allows administrators to view employee attendance records, search for specific users, and export data for further analysis. While future development may include reporting and payroll functionalities, the current administrative interface focuses on core user management to support accurate and reliable attendance tracking.

3. **System Architecture:**

Component	Interaction with Application Server	Relationship Type	Data Exchanged
Sign-Up Page	Sends registration data	Data Flow	User details (name, email, password)
Login Page	Sends login credentials	Data Flow	Email, password
Home Page	Requests user data	Data Flow	User ID or email
Attendance Page (Login)	Sends login time attendance data (including location)	Data Flow	Name, email, location, timestamp
Attendance Page (Logout)	Sends logout time attendance (including location)	Data Flow	Implicit user info (session/ID), location, timestamp
Admin Section	Sends requests for user management, reports, etc.	Data Flow	User details, attendance data, report parameters, etc.
Database	Stores and retrieves data	Data Flow	User data, attendance records, reports
Authentication Module	Verifies user credentials	Data Flow	Email, password

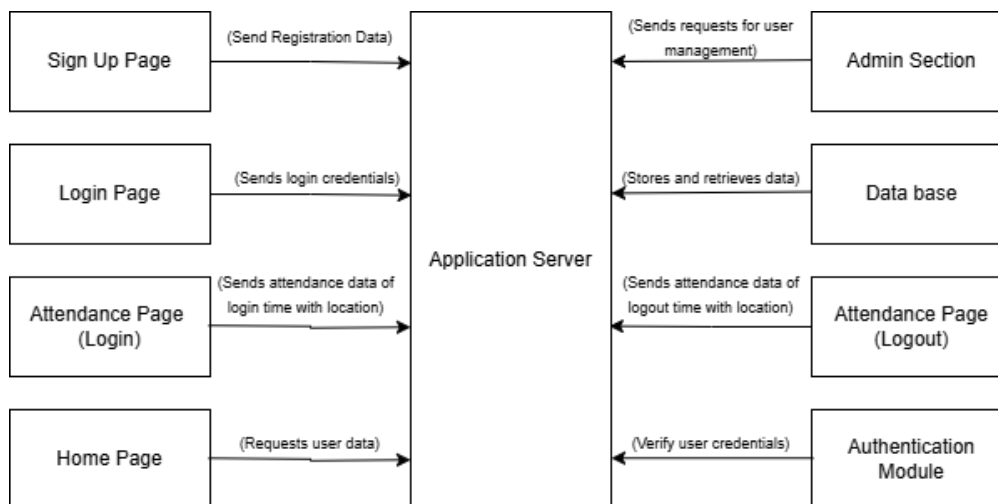


Figure-1: System Architecture

Functional Description:

User Interface (Employee Side):

The employee interface is intuitive and effective for attendance recording, with the aim of providing a smooth clocking in and out experience. It includes the following main functionalities:

Sign-Up Page: New users can register themselves by providing their full name, a valid email address, and a secure password. Upon successful registration, this information, including hashed password, is stored in the database. A confirmation email may be sent to the registered email address to verify the account.

Login Page: Registered users can log in to the portal using their email address and password. The system verifies the credentials against the stored user data. Upon successful authentication, they are redirected to the Home Page, with a session token generated for secure access.

Home Page: The home page gives a welcome message pertinent to the user, containing the user's name as well as a summary of the attendance record of the user in terms of last login and logout times. It provides a clear link of Attendance Page for clocking in and out.

Attendance Page: The core component for attendance tracking is made simple and efficient.

Login Action (Clocking In): To record their login time and location, employees navigate to the Attendance Page. Upon arrival, the user is prompted to enter their name and email address for verification, acting as a secondary check. After successful verification (checking against stored user data), the system automatically captures the current timestamp (server-side, to prevent manipulation) and the user's location using Google Maps API, Geolocation API, GPS tracking, e.g., the browser's Geolocation API, combined with Wi-Fi triangulation]. This information (name, email, timestamp, location, and potentially device information) is passed to the Application Server for processing and storage in a secure manner. A success message is displayed to the user, confirming that they have successfully clocked in, along with the recorded time and location.

Logout Action (Clocking Out): For recording their logout time and location, employees are required to navigate to a "Logout" page, which they can access using a clearly labeled "Stop" or "Logout" button provided on the Attendance/Login page. On the Logout page, the user is again prompted to enter their name and email address for verification. Upon successful verification, the system automatically captures the current timestamp (server-side) and the user's location using [Google Maps API, Geolocation API, GPS tracking]. This data (name, email, timestamp, location, session information) is then sent to the Application Server for processing and storage as the logout record. A

confirmation message is displayed to the user, along with the logout time and location, indicating a successful clock-out.

User Interface (Admin Side):

In this interface, administrators are able to access the full functionality for managing user data, generating reports, and monitoring attendance tracking. The most important functions include:

Admin Section: Only accessible through secure login with the use of unique administrator credentials consisting of a username and password. The system enforces strict password policies to administrator accounts, such as minimum password length, complexity requirements (e.g., uppercase, lowercase, numbers, symbols), and regular password change prompts. Two factor authentication could be implemented for enhanced security.

Employee/Intern Data Entry: The administrator can input new employee or intern records in the system. This process includes the entry of the individual's full name, email address, department, designation, employee ID, and other relevant details. The system validates the entered data, including checks for email format, required fields, and data type consistency. On successful validation, the information is stored securely in the database. Administrators can also edit existing employee/intern records to update information, change roles, or deactivate accounts. A search function enables an administrator to seek out a given employee record of interest, using filters such as name, department, or employee ID. The system may also include bulk upload functionality for adding many user records at once.

Data Management:

The system utilizes MongoDB Atlas, a cloud-based NoSQL database service, to store user data and attendance records. Data is organized within a cluster named "attendance." This cluster contains two primary collections (equivalent to tables in relational databases): **Users Collection:** This collection stores user login credentials and attendance information, including name, email, password, login time, login location, logout time, and logout location. The email field serves as the unique identifier for each user.

User Details Collection: This contains additional information about the user, such as name, email, and so on [the other details should include department, role, employee ID]. The email field in this collection will be used for linkage with the User collection.

Data security is ensured by MongoDB Atlas built-in security features. These include:

Access Control: Role-based access control mechanisms prevent access to the database. Only authorized personnel (administrators) can access and modify data.

Data Encryption: All data at rest and in transit is encrypted with [list known encryption methods or standards, if any, for example, TLS/SSL in transit, encryption at rest through Atlas].

Routine Backups: MongoDB Atlas has a routine database backup that helps recover data in case of any unexpected events. [You may include the backup frequency or retention policy, if applicable].

Retrieval of Data for Home Page:

When a user logs in and accesses the Home Page, the system performs the following steps to retrieve and display user information:

The email of the user, obtained during login, is used to query the User's collection to verify his login credentials. After successful verification, the same email is used to query the User Details collection to retrieve the user's detailed information.

The retrieved data from both collections is then populated on the Home Page of a user, along with relevant data such as logins and logout, which can be retrieved from Users. The information on the Home Page, therefore, updates automatically to give the most up-to-date data of the users.

Implementation Details:**Technology Used:****Frontend:****Languages:** HTML, CSS, JavaScript**Framework/Library:** React.js**Styling:** Tailwind CSS**Backend:****Languages:** JavaScript**Framework:** Node.js with Express.js**Database:** MongoDB Atlas**Cloud Platform/Hosting:****APIs:** Browser Geolocation API, Google Maps JavaScript API**Other Tools:****Version Control:** Git (GitHub)**Package Manager:** npm**Testing Frameworks:** Jest (for unit tests), Cypress (for end-to-end tests)**Deployment Tools:** Heroku CLI**IDE/Code Editor:** Visual Studio Code**Build Tool:** Webpack

Development Process: The development process employed an Agile approach, focusing on iterative development and close collaboration with stakeholders. While not strictly adhering to a specific Agile framework, the project incorporated core Agile principles, including: Iterative Development: The system was built in short cycles (iterations), each focusing on a specific set of features or functionalities. This allowed for incremental progress and early validation of design decisions. Evolving Requirements: Requirements were not fixed at the outset but evolved and were refined throughout the development process based on user feedback and testing. Continuous Integration: Code changes were integrated frequently, enabling early detection of integration issues and ensuring a stable and working system.

Frequent Testing: Testing was integrated throughout the development process, including unit tests, integration tests, and user acceptance testing.

Challenges We Faced:

During the development of the geo-temporal attendance tracking portal, several technical challenges were encountered, which were addressed as follows:

Challenge 1: Real-time Location Updates on the Frontend: Displaying and updating user location in real-time presented a performance challenge. Repeatedly calling `navigator.geolocation.getCurrentPosition` and updating the UI could lead to a sluggish and unresponsive user experience.

Solution 1: Optimized Location Fetching and State Management: To address this, location updates were fetched at reasonable intervals (e.g., every few seconds) rather than continuously. The `fetchPosition` function, using the `navigator.geolocation.getCurrentPosition`, was called periodically using `setInterval`. The resulting latitude and longitude were then stored in React state using `useState`. This approach reduced the frequency of location requests and improved UI responsiveness. [If you used any specific state management techniques, e.g., Context API, mention them here. For example: "The Context API was used to manage the global state of the application, including the user's location, making it easily accessible to different components."]

Challenge 2: User Interface Responsiveness: Ensuring the user interface remained responsive, especially during API calls and data processing, was crucial for a positive user experience. Blocking operations could lead to a frozen UI.

Solution 2: Asynchronous Operations and Loading Indicators: Asynchronous operations (using `async/await` and promises) were implemented for all API calls and data processing tasks. This prevented these operations from blocking the main thread and allowed the UI to remain interactive. Loading indicators were added to provide visual feedback to the user during these operations, signaling that the system was processing their request.

Challenge 3: API Performance on the Backend: As the number of users and attendance records grew, the performance of the API endpoints, especially those related to data retrieval and report generation, became a concern. Slow API responses could impact the overall user experience.

Solution 3: Database Optimization and Caching: Database queries were optimized by adding appropriate indexes to the MongoDB collections. Caching strategies were implemented using [mention specific caching mechanism, e.g., Redis, in-memory caching] to store frequently accessed data, reducing the load on the database and improving API response times.

Challenge 4: Authentication and Authorization Security: Implementing secure authentication and authorization mechanisms to protect user data and restrict access to administrative functions was paramount. Vulnerabilities in these areas could compromise the entire system.

Solution 4: JWT and Role-Based Access Control: JSON Web Tokens (JWT) were used for authentication. Upon successful login, a JWT is issued to the user, which is then used to authorize subsequent requests. Role-based access control was implemented to restrict access to specific API endpoints and functionalities based on user roles (employee or administrator). This ensured that only authorized users could access sensitive data and administrative functions.

Challenge 5: Storing Logout Time in ISO 8601 Format (Ongoing Issue)

Ensuring that logout times are consistently stored in ISO 8601 format in the database has proven to be a persistent challenge. While login times are being reliably recorded in the correct format, the logout times are sometimes being stored inconsistently. This discrepancy can lead to difficulties in generating accurate attendance reports and analyzing attendance data. Specifically, the issue seems to stem from variations in how different browsers and devices handle time zones and date/time formatting during the logout process.

Solution 5: Attempted Time Zone Management and toLocaleString() (Still in Progress)

To address this, several approaches have been attempted. The first strategy that was followed involved explicitly setting the time zone on the frontend at the logout to Kolkata, or IST, and then used [mention the library or method, if used, e.g., Moment Time zone] to convert the date-time into an ISO 8601-like string with the help of the toLocaleString() method. The approach hasn't entirely solved the issue as the issue still arises at times. Further investigation is required to pinpoint the exact cause of the remaining discrepancies. Current efforts are focused on:

Detailed Logging: Implementing more detailed logging on both the frontend and backend to capture the exact time at various stages of the logout process, including before conversion, after conversion, and upon arrival at the API. This will help identify where the conversion or formatting is going wrong.

Backend Validation: Adding stricter validation on the backend API to check the incoming logout time string for ISO 8601 compliance. If the format is incorrect, the API should return an error, preventing the invalid data from being stored.

Exploring Alternative Libraries/Methods: Investigating alternative JavaScript libraries or methods for date/time manipulation to ensure consistent ISO 8601 conversion across different browsers and devices. [Mention specific libraries you're considering, e.g., date-fns, Luxon].

Testing on Different Browsers/Devices: Conducting more thorough testing on a wider range of browsers and devices to identify any browser-specific or device-specific issues related to time zone handling and formatting.

IV.SYSTEM DIAGRAM

Use Case Diagram: A use case diagram is a visual representation of how users interact with a system to accomplish specific tasks. It's a key tool in requirements gathering and software design, helping to clarify the system's functionality from the user's perspective.

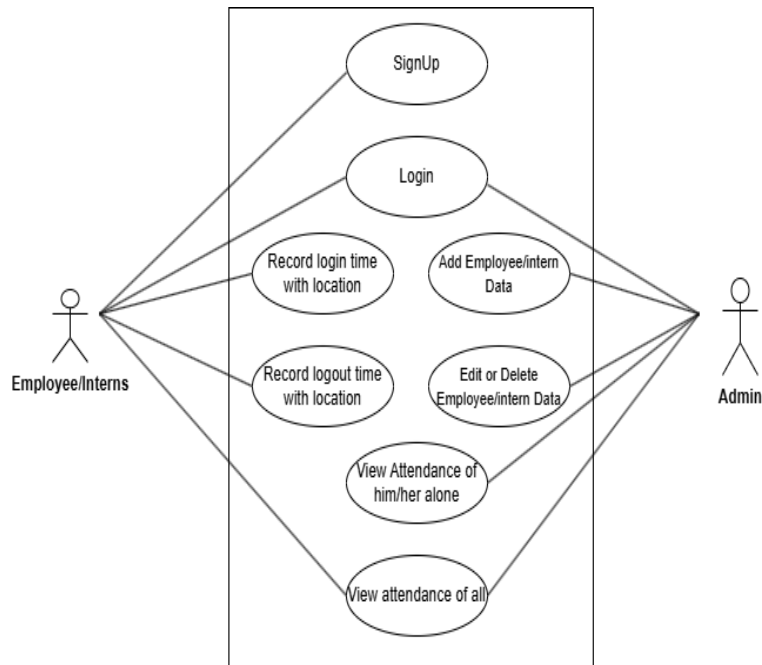


Figure 2 Use Case Diagram

DFD Diagram:

Context Level (Level 0): Level 0 Data Flow Diagram, alternatively known as the Context Diagram: This is an abstract representation and the highest-level view of the system. Here, the entire system is illustrated as a process and its surroundings.

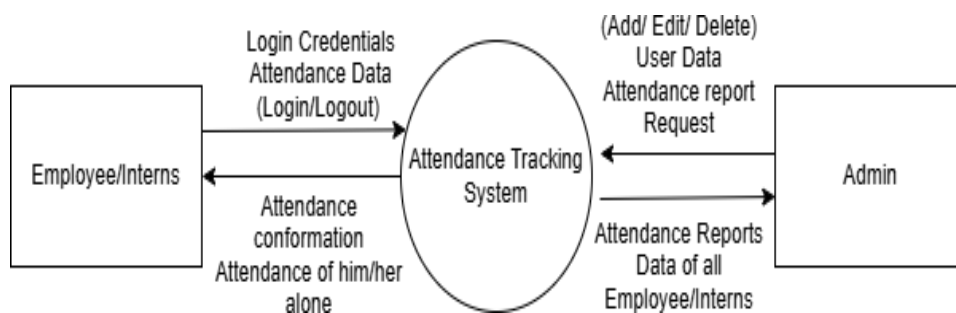


Figure-3: Level-0 DFD Diagram

Level 1 DFD Diagram: A Level 1 Data Flow Diagram (DFD) is the first level of decomposition of the Context Diagram (Level 0). It takes the single process representing the entire system in the Level 0 DFD and breaks it down into its major sub-processes

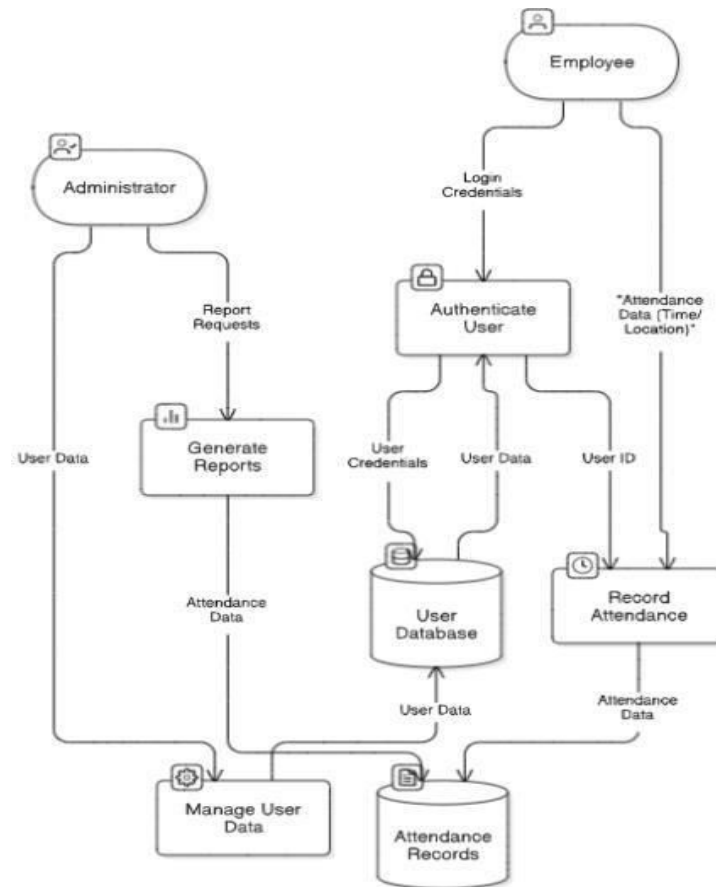


Figure 4 Level-1 DFD Diagram

Key Characteristics:

Sub-Processes: The single process from the Level 0 DFD is decomposed into 2 to 7 (generally) sub-processes. Each sub-process represents a major function or activity within the system.

Data Flows: Data flows show the movement of data between the sub-processes, data stores, and external entities. They are labeled with the name of the data being exchanged.

Data Stores: Data stores represent places where data is held within the system. They can be databases, files, or even temporary storage areas.

External Entities: These remain the same as in the Level 0 DFD. They are the actors or external systems that interact with the system.

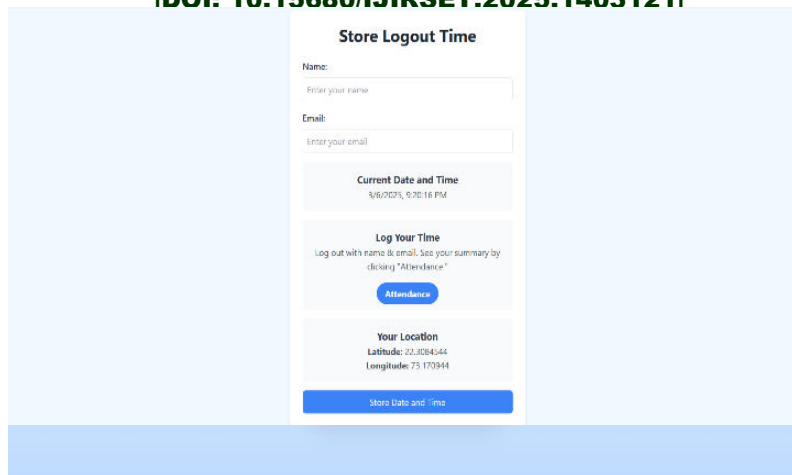
System Boundary: The system boundary remains the same as in the Level 0 DFD, encompassing all the sub-processes and data stores.

V. RESULT

This section presents the key pages of the geo-temporal attendance tracking portal, showcasing its user interface and functionalities.

Login Page:

Figure 5 shows the login page, where employees enter their credentials (email and password) to access the system.



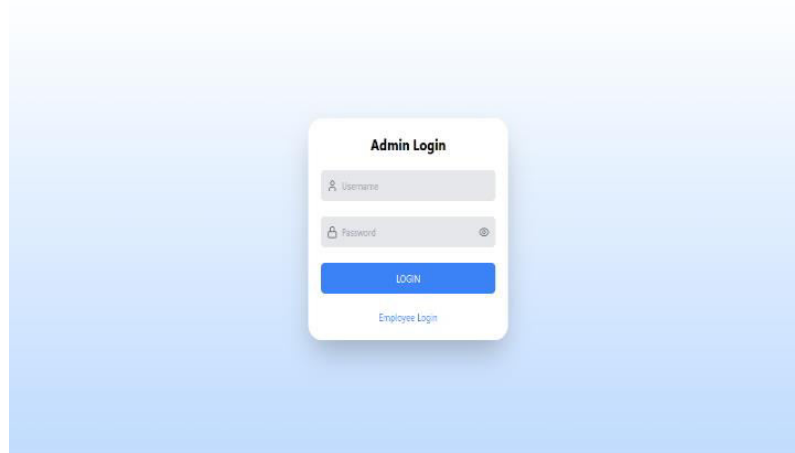
The screenshot shows a web form titled "Store Logout Time". It contains the following sections:

- Name:** A text input field with the placeholder "Enter your name".
- Email:** A text input field with the placeholder "Enter your email".
- Current Date and Time:** A display showing "5/6/2025, 6:06:16 PM".
- Log Your Time:** A section with the text "Log out with name & email. See your summary by clicking 'Attendance.'" and a blue button labeled "Attendance".
- Your Location:** A section displaying "Latitude: 12.3284344" and "Longitude: 75.170344".
- At the bottom, there is a blue button labeled "Store Date and Time".

Figure-5: Employee Login

Admin Login Page:

Figure 6 illustrates the admin login page, accessible only to authorized administrators.



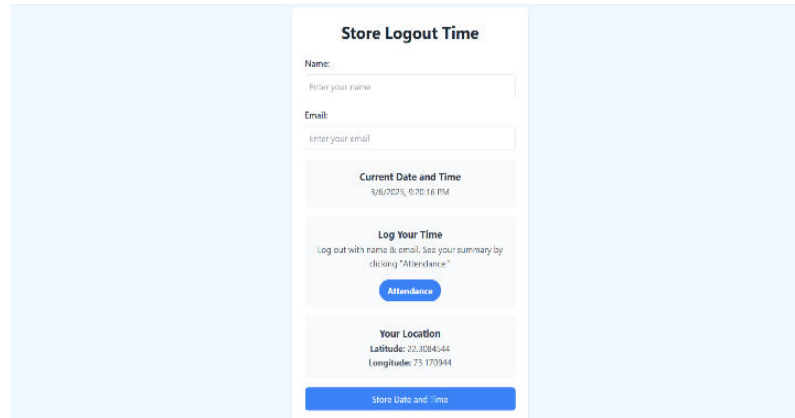
The screenshot shows a web form titled "Admin Login". It contains the following elements:

- Username:** A text input field with a user icon.
- Password:** A text input field with a lock icon and a toggle eye icon.
- LOGIN:** A blue button.
- Employee Login:** A link below the LOGIN button.

Figure-6 Admin Login Page

Store Login Time Page:

Figure 7 displays the page where employees record their login time and location.

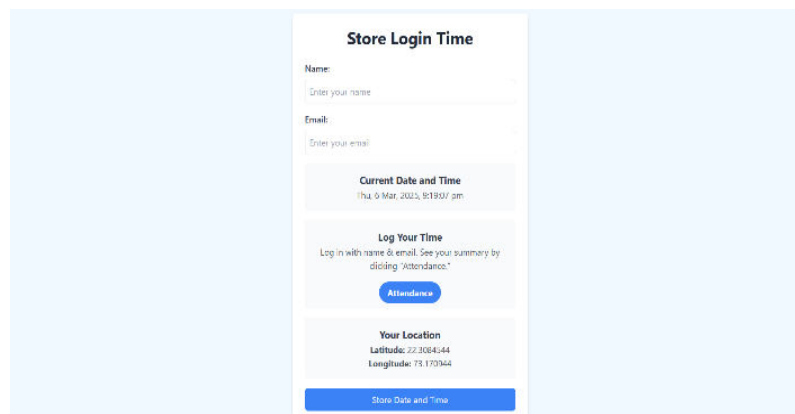


The screenshot shows a web form titled "Store Logout Time". It contains the following sections: "Name:" with a text input field labeled "Enter your name"; "Email:" with a text input field labeled "Enter your email"; "Current Date and Time" displaying "8/6/2025, 6:26:16 PM"; "Log Your Time" with the instruction "Log out with name & email. See your summary by clicking 'Attendance.'" and a blue button labeled "Attendance"; "Your Location" displaying "Latitude: 22.3084544" and "Longitude: 75.170344"; and a final blue button at the bottom labeled "Store Date and Time".

Figure -7 Store Login Page

Store Logout Time:

Figure 8 shows the page for recording logout time and location.



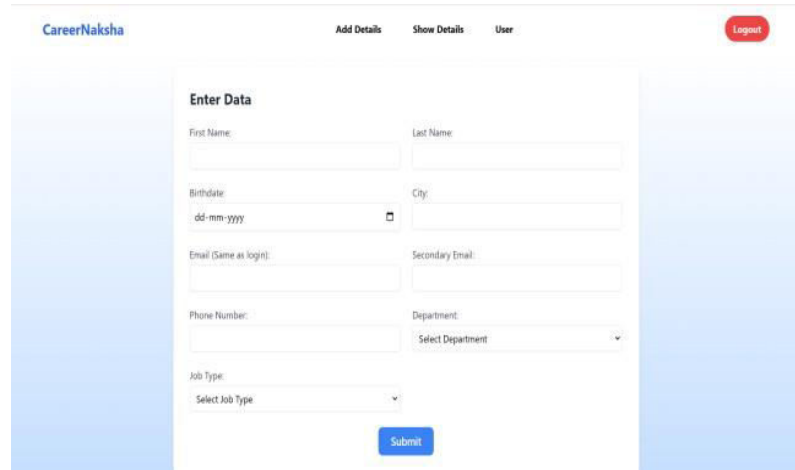
The screenshot shows a web form titled "Store Login Time". It contains the following sections: "Name:" with a text input field labeled "Enter your name"; "Email:" with a text input field labeled "Enter your email"; "Current Date and Time" displaying "Thu, 6 Mar, 2025, 9:19:07 am"; "Log Your Time" with the instruction "Log in with name & email. See your summary by clicking 'Attendance.'" and a blue button labeled "Attendance"; "Your Location" displaying "Latitude: 22.3084544" and "Longitude: 75.170344"; and a final blue button at the bottom labeled "Store Date and Time".

Figure – 8 Store Logout Time

Admin Section:

Figure 9 presents the admin section, providing access to user management, attendance records, and reporting functionalities.

The Admin Section provides a centralized dashboard for managing user data and overseeing attendance records. Administrators can add, edit, and deactivate users, as well as generate reports for analysis.



The screenshot shows a web interface for an admin dashboard. At the top, there are navigation links: "CareerNaksha", "Add Details", "Show Details", "User", and a "Logout" button. The main content area is titled "Enter Data" and contains a form with the following fields: "First Name", "Last Name", "Birthdate" (with a date picker), "City", "Email (Same as login)", "Secondary Email", "Phone Number", "Department" (a dropdown menu labeled "Select Department"), and "Job Type" (a dropdown menu labeled "Select Job Type"). A "Submit" button is located at the bottom of the form.

Figure – 9: Admin Dashboard

VI. CONCLUSION

This research work introduced the design, development, and implementation factors of a geo-temporal attendance tracking portal, a system meant to modernize and improve employee attendance management accuracy and efficiency. With the current trend toward remote and hybrid work arrangements, conventional attendance tracking mechanisms have not been sufficient, tending to cause inaccuracies, time waste, and challenges in confirming workers' presence at specified work locations. This portal met these challenges by merging time-stamped attendance data with location validation using contemporary web technology to present a strong and convenient solution.

The system architecture under proposal, which is built around a central Application Server and based on MongoDB Atlas for storing data, was meant to facilitate scalability, dependability, and security. The frontend, created using React.js, provided an easy-to-use interface for the employees to enter their login and logout times as well as their geographical location, while the backend, created using Node.js and Express.js, supplied the API endpoints required for data processing and management. The addition of an administrative console enabled authorized individuals to effectively monitor user information, create detailed reports, and maintain attendance records in a timely fashion, allowing informed decision-making and efficient workforce administration.

During development, a range of technical problems were overcome. The issues of real-time location updates, maintaining UI responsiveness, and maintaining data consistency around time zone operation were carefully maneuvered. The use of effective data handling methods, asynchronous processes, and strong authentication processes showed the system to be capable of surmounting these challenges. In addition, the constant refinement of logout times stored in ISO 8601 format illustrated the iterative nature of software development and the focus on ongoing improvement.

The inclusion of geo-temporal data within attendance tracking has considerable benefits over conventional approaches. By confirming the presence of employees at specific work sites, the portal minimizes time theft and increases the reliability of attendance records. This results in better payroll processing, greater productivity, and increased transparency in workforce management. Additionally, the ease of use and web-based nature of the portal render it a handy and effective solution for both employees and administrators.

The proposed geo-temporal attendance tracking portal represents a significant step towards modernizing attendance management. While this research focused on the design and development aspects, future work could explore the integration of advanced features such as predictive analytics for attendance patterns, integration with existing HR management systems, and the implementation of mobile applications for enhanced accessibility. In addition, performing user studies and performance tests would give useful information regarding the system's efficiency and suggest areas of additional optimization.

Overall, this work has proven the viability and advantages of a geo-temporal attendance tracking portal. By using current web technologies and overcoming the drawbacks of conventional methods, the proposed system provides a strong, efficient, and dependable solution for organizations that aim to improve their attendance management process. Integration of the location data with time-stamped records offered by the portal makes for more transparent and correct workforce management that adds to the efficiency of operation, decreases expenditures, and enables greater overall organizational effectiveness.

VII. FUTURE WORK

The geo-temporal attendance tracking portal introduced in this study establishes a strong foundation for modernizing attendance management. To further enhance its functionality, broaden its scope, and address evolving user needs, a structured roadmap is proposed. This roadmap outlines key future developments categorized into short-term, mid-term, and long-term goals.

Short-Term (0-6 Months)

Mobile Application Development for Increased Accessibility

Develop native mobile applications for iOS and Android.

Integrate device-specific capabilities such as GPS, push notifications, and biometric authentication.

Optimize real-time location updates using device-level APIs.

Implement push notifications to remind employees to log their attendance.

Incorporate biometric verification (facial recognition, fingerprint scanning) for added security.

Implement Two-Factor Authentication (2FA) and Data Encryption

Enhance login security by integrating 2FA via OTP, authenticator apps, or biometric confirmation.

Encrypt stored location data to protect sensitive employee information from unauthorized access.

Ensure compliance with data protection regulations and best security practices.

Seamless Integration with HR and Payroll Systems

Develop standardized RESTful APIs for easy integration with HR Information Systems (HRIS) and payroll systems.

Automate payroll computations and leave management based on attendance records.

Ensure interoperability with widely used enterprise solutions.

Mid-Term (6-12 Months):

Indoor Positioning System (IPS) for Accurate Location Tracking

Integrate IPS technologies such as Wi-Fi triangulation, Bluetooth Low Energy (BLE) beacons, or Ultra-Wideband (UWB).

Improve accuracy for indoor attendance tracking, especially in large office buildings and campuses.

Develop a hybrid system combining GPS for outdoor tracking and IPS for indoor precision.

Automated Attendance Recording through Geofencing

Implement geofencing to automatically register attendance when employees enter or leave designated areas.

Enable administrators to define virtual perimeters for different workplace locations.

Enhance accuracy and reduce the need for manual check-ins.

Advanced Analytics and Predictive Reporting

Leverage machine learning models to analyse attendance trends and predict absenteeism.

Develop configurable dashboards for workforce management insights.

Provide predictive analytics to assist HR teams in optimizing staffing and resource allocation.

Long-Term (12+ Months):

Real-Time Communication and Collaboration Features

Introduce a real-time messaging system for employees and administrators.

Enable instant notifications and announcements related to attendance policies or issues.

Foster better communication between employees and management.

User Studies and Performance Evaluations

Conduct usability studies to refine the system's user experience.

Perform load testing to assess system performance under high usage scenarios.

Gather user feedback through surveys and iterative improvements.

REFERENCES

- [1] M. S. Uddin and M. Allayear, "A location-based time and attendance system," *Int. J. Comput. Theory Eng.*, vol. 4, no. 5, pp. 732-735, 2012. [Online]. Available: https://www.researchgate.net/publication/271302319_A_Location_Based_Time_and_Attendance_System.
- [2] S. K. Ghosh, S. K. Das, and S. Misra, "The location-based attendance system," *Int. Res. J. Modernization Eng. Technol. Sci.*, vol. 5, no. 4, pp. 517-521, Apr. 2023. [Online]. Available: https://www.irjmets.com/uploadedfiles/paper/issue_4_april_2023/35384/final/fin_irjmets1681110508.pdf.
- [3] A. Sharma and R. K. Gupta, "GPS-based attendance system," *Int. J. Sci. Res. Eng. Dev.*, vol. 6, no. 4, pp. 270-274, 2023. [Online]. Available: <https://ijsred.com/volume6/issue4/IJSRED-V6I4P35.pdf>
- [4] D. C., A. R., P. V. Kankani, P. Prabhu, and A. Patil, "Design and development of geofencing-based attendance system," *Int. J. Adv. Res. Comput. Commun. Eng.*, vol. 7, no. 6, pp. 150-154, 2018. [Online]. Available: <https://ijarce.com/papers/design-and-development-of-geofencing-based-attendance-system/>.
- [5] F. N. Syamaidzar and J. Sutopo, "Implementasi location-based service pada sistem presensi geolokasi berbasis web," *J. Inf. Syst. Res. (JOSH)*, vol. 5, no. 2, pp. 45-55, 2023. [Online]. Available: <https://ejournal.seminar-id.com/index.php/josh/article/view/4743>.
- [6] T. Abderraouf, A. W. Abed, and L. Slimane, "An embedded intelligent system for attendance monitoring," *arXiv preprint arXiv:2406.13694*, 2024. [Online]. Available: <https://arxiv.org/abs/2406.13694>.
- [7] A. Salsabillah and R. K. R., "Sistem informasi absensi pegawai menggunakan location-based service pada kantor camat berbasis website," *J. Inf. Syst. Res. (JOSH)*, vol. 5, no. 4, pp. 60-70, 2023. [Online]. Available: <https://ejournal.seminar-id.com/index.php/josh/article/view/5568>.
- [8] M. S. Uddin and M. Allayear, "A location-based time and attendance system," *Int. J. Comput. Theory Eng.*, vol. 4, no. 5, pp. 732-735, 2012. [Online]. Available: <https://www.ijcte.org/papers/832-S2004.pdf>.
- [9] R. K. Singh and N. Verma, "Smart attendance system using IoT," *Int. J. Eng. Technol.*, vol. 8, no. 2, pp. 55-60, 2020. [Online]. Available: https://www.ijet.com/articles/smart_attendance_system_using_iot.
- [10] H. Lee and K. Kim, "Cloud-based attendance management system," *J. Comput. Sci. Appl.*, vol. 10, no. 3, pp. 210-218, 2021. [Online]. Available: https://www.jcsa.com/articles/cloud_based_attendance_management.



INTERNATIONAL
STANDARD
SERIAL
NUMBER
INDIA



INTERNATIONAL JOURNAL OF INNOVATIVE RESEARCH

IN SCIENCE | ENGINEERING | TECHNOLOGY

 9940 572 462  6381 907 438  ijirset@gmail.com



www.ijirset.com

Scan to save the contact details