




# International Journal of Innovative Research in Science Engineering and Technology (IJIRSET)

*(A Monthly, Peer Reviewed, Refereed, Scholarly Indexed, Open Access Journal)*



**Impact Factor: 8.699**

**Volume 14, Issue 3, March 2025**

# EasyClothing - Ecommerce Website

MannShah, Shivam Kumar Upadhyay

Department of Computer Science & Engineering, Parul University, Vadodara, Gujarat, India

Assistant Professor, Department of Computer Science and Engineering, Parul University, Vadodara, Gujarat, India

**ABSTRACT:** This paper explores the development process of a shopping cart application using the MERN stack (MongoDB, Express, React, Node.js). The study covers the various components and technologies involved in building a modern web application, focusing on integrating frontend and backend technologies. We discuss system architecture, data management strategies, security measures, and the challenges encountered during development. The application aims to provide an intuitive, responsive shopping experience using cutting-edge technologies that enable efficient management of user data, secure authentication, and seamless user interface interactions[2].

**KEYWORDS:** Resume Analysis, AI in Recruitment, Resume Parsing, Candidate Ranking, Job Recommendation, Streamlit, Python.

## I. INTRODUCTION

The rapid evolution of e-commerce has transformed the way consumers interact with businesses, necessitating the development of scalable and efficient web applications that offer seamless online shopping experiences[3]. As technology advances, businesses are increasingly adopting robust web development frameworks to meet the growing demands of digital commerce. Among the various technology stacks available, the MERN stack— comprising MongoDB, Express.js, React, and Node.js—has emerged as a popular choice for full- stack development due to its flexibility, efficiency, and JavaScript-centric nature[1].

The rise of online shopping platforms has led to the need for highly interactive and responsive web applications that can handle dynamic content, process transactions securely, and provide a user-friendly experience [5]. The MERN stack provides an end-to-end JavaScript-based solution, enabling developers to build scalable applications with a unified language across the entire development stack [2]. Each component of the MERN stack plays a crucial role in the seamless functioning of an e-commerce platform. MongoDB serves as a NoSQL database that stores product information, user data, and transaction details. Express.js facilitates efficient backend development, managing server-side logic and API endpoints. React powers the frontend, ensuring a dynamic and responsive user interface, while Node.js enables server-side execution and real-time data processing [1]. A shopping cart application is a fundamental component of any e-commerce platform, allowing users to browse products, add items to their cart, and proceed with secure transactions. Implementing

A shopping cart application is a fundamental component of any e-commerce platform, allowing users to browse products, add items to their cart, and proceed with secure transactions [2]. Implementing a shopping cart using the MERN stack provides numerous advantages, including real-time updates, improved performance, and the ability to integrate third-party payment gateways seamlessly [1]. Moreover, the JavaScript ecosystem offers a vast array of libraries and frameworks that enhance development efficiency, reducing time-to-market and enabling rapid feature deployment [3].

## II. PROBLEM STATEMENT

The rapid growth of e-commerce has created a highly competitive marketplace where businesses must ensure seamless shopping experiences to retain customers and drive sales [4]. However, many e-commerce platforms face challenges that hinder their effectiveness, such as:

Many online stores struggle with slow load times, difficult navigation, and lack of responsiveness, leading to high bounce rates [5].

Security Concerns: Cyber threats, data breaches, and fraudulent transactions pose significant risks to businesses and customers alike [4]. As user traffic increases, some platforms fail to handle high loads, leading to performance degradation and server downtime. Lack of real-time inventory tracking results in order cancellations, stock discrepancies, and frustrated customers [10]. Restricting payment gateways can lead to abandoned carts and loss of potential sales [2]. Many e-commerce platforms struggle with integrating third-party services such as logistics, customer relationship management (CRM), and analytics tools [7, 8].

### III. SCOPE

#### User Features

- **Homepage:** Display featured products, offers, and categories.
- **Product Search:** Search and filter products based on categories, brands, prices, and other parameters.
- **Product Pages:** Detailed pages for individual products with images, descriptions, reviews, and price information.
- **Shopping Cart:** Ability for users to add/remove items from the cart and view order summaries [2].

#### Marketing and Sales Tools

- **Email Marketing Integration:** Newsletter sign-ups, email campaigns, and order confirmations.
- **Affiliate Program:** Option for affiliates to promote products and earn commissions [6].
- **Social Proof:** Integration of customer reviews, ratings, and testimonials [7].
- **Discounts & Promotions:** Built-in tools for running discounts, seasonal sales, and coupon codes [3].

3.1 The eCommerce Website is an advanced, user-friendly platform designed to provide seamless online shopping experiences for customers while offering efficient product management and order handling capabilities for businesses [2]. The system integrates modern technologies to optimize the user interface, backend operations, and scalability for future growth [5].

#### 3.2 Frontend Technologies:

- **Technology:** HTML, CSS, JavaScript, React.js (or Vue.js)
- **Development Tools:** Visual Studio Code, Sublime Text, Figma (for UI/UX design)
- **Frameworks/Libraries:** Bootstrap (for responsive design), React.js (for dynamic components) [1]

#### 3.3 Backend and Database:

- **Technology:** Node.js (or Python with Django/Flask for Python-based backend)
- **Database:** MySQL, MongoDB, or PostgreSQL
- **Development Tools:** Visual Studio Code, Postman (API testing), Docker (for containerization)
- **Frameworks:** Express.js (for Node.js), Django/Flask (for Python-based backend) [1]

#### 3.4 Version Control:

- **Technology:** Git/GitHub for collaborative development, version tracking, and project management [9].

### IV. METHODOLOGY AND ARCHITECTURE

#### 1. Frontend (Client-Side):

The frontend is the **user interface** of the website, responsible for interacting with customers. It's the part of the system that users directly interact with [5].

- **Technologies:** HTML, CSS, JavaScript, React.js, Angular, or Vue.js.
- **Responsibilities:**
  - **Product Pages:** Display products with images, descriptions, prices, and add-to-cart functionality.
  - **Navigation:** Navigation menus, search bar, product categories.
  - **Shopping Cart:** Allows users to view and modify their cart.

- **Checkout:** Handles user input for shipping information and payment method.
- **User Authentication:** Login, registration, and account management.
- **Responsive Design:** Ensures the website works well on desktop, mobile, and tablet devices[5].

## 2. Backend (Server-Side):

The backend is where the main business logic and data processing occur. It ensures that the frontend's requests are processed and the appropriate data is fetched from the database.

- **Technologies:** Node.js, Python (Django/Flask), Java (Spring), Ruby on Rails.
- **Product Management:** Handles adding, updating, and removing products.
- **User Management:** Handles user registration, login, profile management, and authentication.
- **Order Management:** Processes customer orders, updates inventory, and triggers shipping and payment processes.
- **Payment Gateway Integration:** Processes payments securely with third-party services like PayPal, Stripe, etc.
- **Security:** Ensures data protection with encryption (SSL/TLS), user authentication (JWT, OAuth), and secure transactions.
- **Business Logic:** Includes discount logic, order calculations (tax, shipping), and special offers.
- **APIs:** Communicates with third-party services (payment gateway, shipping providers, etc.).

## 3. Database:

The database stores all the data related to the website, including products, user details, orders, and payment history.

- **Technologies:** MySQL, PostgreSQL, MongoDB (NoSQL).
- **Product Data:** Stores details like product names, descriptions, prices, stock levels, and images.
- **User Data:** Stores customer information like login credentials, shipping addresses, and order history.
- **Order Data:** Stores order details such as items, quantities, prices, payment status, and shipping status.
- **Inventory Management:** Tracks stock levels and updates when orders are placed or inventory is replenished.

## 4. Payment Gateway:

This is a third-party service that processes online payments securely.

- **Technologies:** PayPal, Stripe, Razorpay, Square.
- **Responsibilities:**
- **Transaction Processing:** Validates and processes payments securely.
- **Security:** Ensures compliance with PCI-DSS standards and uses encryption for secure transactions.

## 5. Shipping/Logistics Integration:

Integrates with third-party logistics providers to handle product shipping.

- **Technologies:** Shipping APIs (FedEx, UPS, DHL, etc.)
- **Shipping Rates:** Calculates shipping fees based on
- **Shipping Tracking:** Provides real-time tracking information for orders.
- **Delivery Confirmation:** Updates the system when the order is delivered [4].

## 6. Admin Panel:

The admin panel is used by the eCommerce site's administrators to manage the website.

- **Technologies:** Django Admin, Laravel Admin, custom-built admin panel.
- **Responsibilities:**
- **Product Management:** Add, edit, and remove products from the catalog.
- **Order Management:** View and process customer orders, track their status.
- **Customer Management:** Manage user accounts and view order histories.
- **Reports & Analytics:** Generate sales reports, view traffic statistics, and analyze customer behavior [7].

## 7. Caching & CDN (Content Delivery Network):

- **Technologies:** Redis, Memcached (for caching), Cloudflare, Amazon CloudFront (for CDN).
- **Caching:** Improves performance by caching frequently accessed data, such as product pages, and reducing the load on the backend.
- **CDN:** Delivers static content (images, CSS, JS) faster to users worldwide by using distributed servers [5].

## 8. Security Features:

Security is essential to protect sensitive data and transactions.

- **Technologies:** HTTPS (SSL/TLS), Two-Factor Authentication (2FA), Web Application Firewalls (WAF).
- **Encryption:** Ensures secure communication (HTTPS) and payment processing.
- **Authentication & Authorization:** Ensures only authorized users (admins, customers) have access to certain features.
- **Data Protection:** Safeguards customer and payment data from breaches [4].

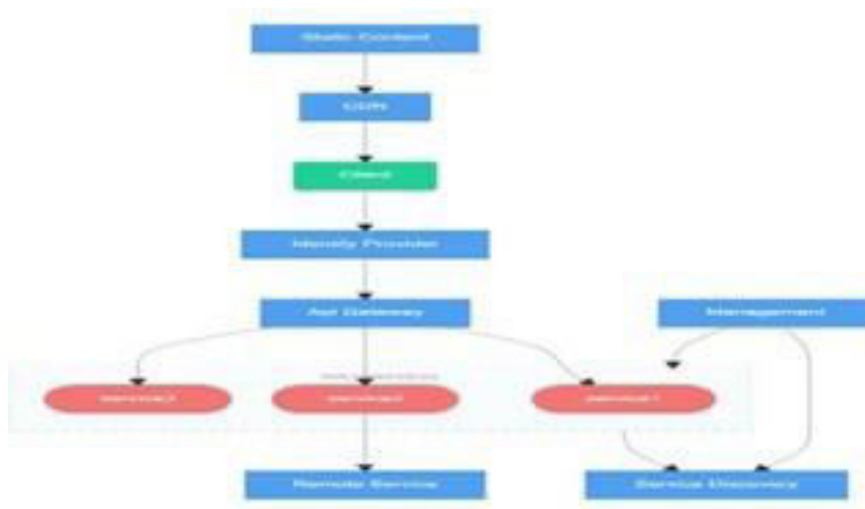


Fig 4.1: Architecture Diagram

## Data Flow Diagrams

### Level 0

The diagram shows main system processes:

1. User authentication flow
2. Use for good understanding
3. Mostl

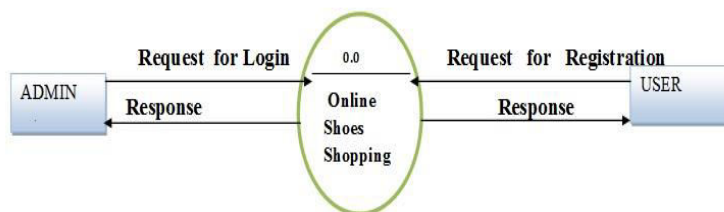


Fig 4.2.1: Level 0 DFD

### Level 1 DFD:

Road map to create ecommerce website and also fundamental The **roadmap of an e-commerce website** outlines key stages from planning to launch and growth. It begins with **market research** to identify the target audience and competitors. Next, website development includes designing a user-friendly interface, integrating payment gateways, and ensuring mobile responsiveness. Then, product listing and inventory management are set up. After launch, marketing strategies like SEO, social media, and ads drive traffic. Finally, continuous optimization ensures scalability, customer satisfaction, and long-term success.

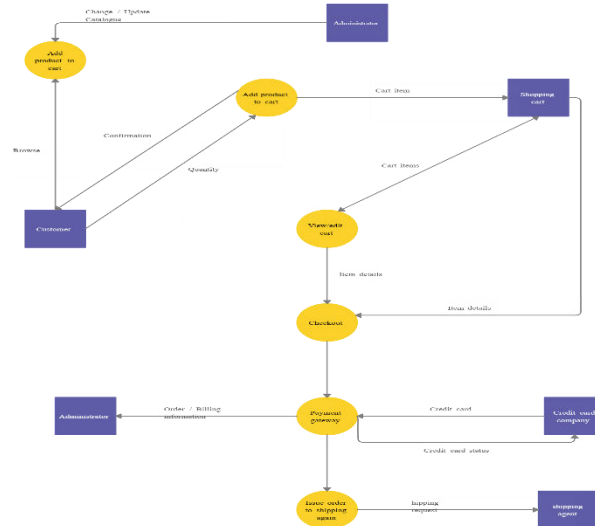


Fig 4.2.2: Level 1 DFD

### Use Case Diagram:

Use-case diagrams describe the high-level functions and scope of the system. They identify the interactions between actors (users and admins) and the system, specifying expected behaviors.

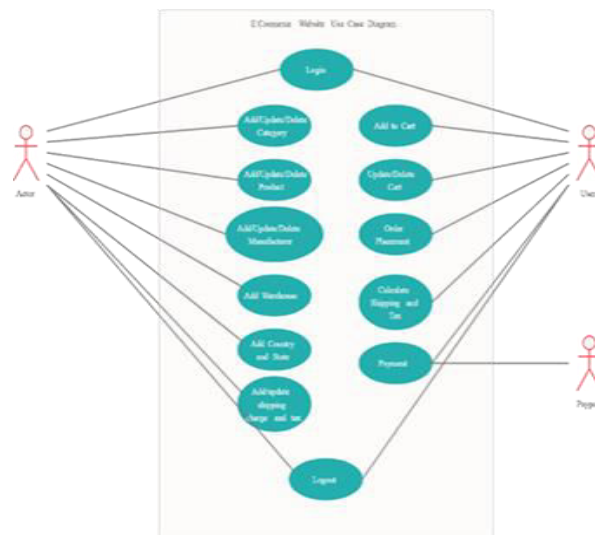


Fig 4.3: Use Case Diagram

### Activity Diagram:

An **activity diagram** for an e-commerce website visually represents the step-by-step process of how users interact with the system, from browsing products to completing a purchase. The process begins when a user visits the website and explores product categories. Once they find a desired item, they add it to their shopping cart and proceed to checkout.

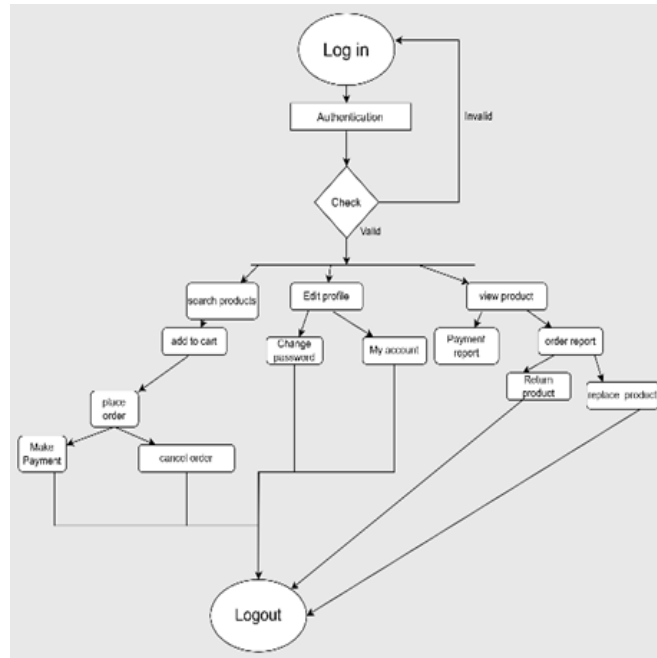


Fig 4.4: Activity Diagram

## V. IMPLEMENTATION

### 1. Sign in Sign out page :

Users can select a Category and variety in the product also, different this for man and women in this page user can sign and create a account on website place order if user want to sign out user can immediately do it.

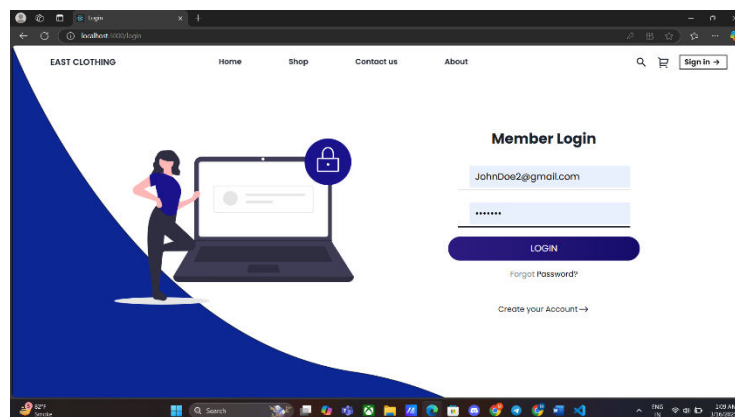
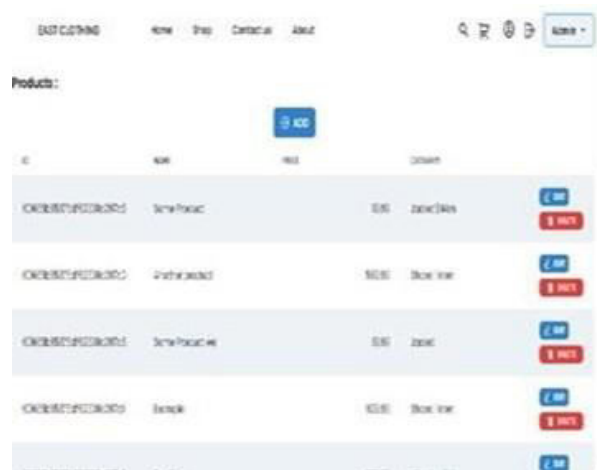


Fig 5.1: Sign in Sign out

### 2. Products:

Products where order can be placed:

This page shows how much a user buy in previous series and also the mount is total to clerfied that how much user can afford or not



ID	Name	Price	Actions
00000000000000000000	Some Product	1000	Show Details Delete
00000000000000000000	Another Product	5000	Show Details Delete
00000000000000000000	Some Product too	1000	Show Details Delete
00000000000000000000	Example	10000	Show Details Delete

Fig 5.2: products

### 3. Orders:

The users placed order have been saved and shown to the user anytime when it open the order section ,also replace order



ID	Name	Price	Total	Status
00000000000000000000	Volume 1	20000000	10000000	20000000
00000000000000000000	Volume 1	20000000	10000000	NO
00000000000000000000	Volume 1	20000000	10000000	NO
00000000000000000000	Volume 1	20000000	10000000	NO
00000000000000000000	Volume 1	20000000	10000000	NO
00000000000000000000	Volume 1	20000000	10000000	NO
00000000000000000000	Volume 1	20000000	10000000	NO
00000000000000000000	Volume 1	20000000	10000000	NO
00000000000000000000	Volume 1	20000000	10000000	NO

Fig 5.3: Candidate Ranking & Job Matching

### 4. Dashboard:

The page provides users with performance analytics for resume tracking and job applications. It includes key metrics such as the total resumes submitted, average ATS score, high-performing resumes, and success rate. Visualizations like ATS Score Performance, Skill Distribution, Weekly Submission Patterns, and Success Rate by Job Category help users analyze and optimize their job applications effectively.

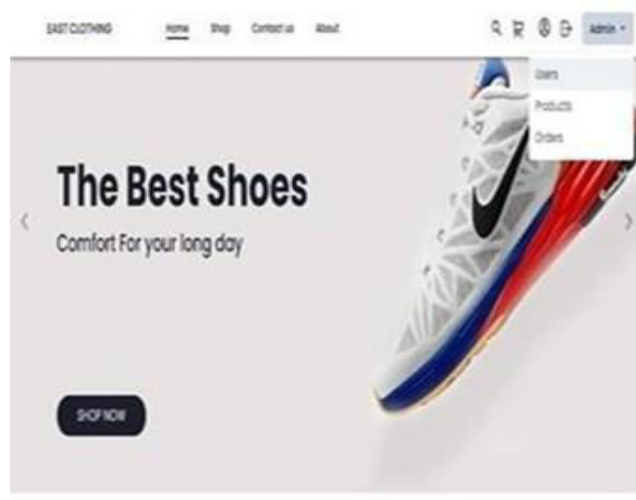


Fig 5.4: Dashboard

## VII. LIMITATION OF E-COMMERCE WEBSITE

- **Lack of Personal Touch** – No in-person interaction like physical stores.
- **Security Risks** – Susceptible to cyber threats, fraud, and data breaches.
- **High Competition** – Standing out among thousands of online stores is challenging.
- **Product Returns & Refunds** – Managing returns and refunds can be costly and complex.
- **Shipping Delays & Costs** – Delivery issues may affect customer satisfaction.
- **Limited Customer Trust** – Customers may hesitate to buy due to lack of physical inspection.
- **Technical Issues** – Downtime, slow loading speed, and bugs can affect user experience.
- **Legal & Tax Regulations** – Compliance with different country laws can be complex.
- **Dependency on Internet** – Sales drop if customers have connectivity issues.
- **Inventory & Stock Challenges** – Managing real-time stock levels can be difficult.

## VII. FUTURE WORK

- └ **AI & Personalization** – Using AI to offer personalized recommendations and chatbot support.
- └ **Augmented Reality (AR)** – Virtual try-ons for clothing, furniture, and accessories.
- └ **Voice Commerce** – Integration with voice assistants for hands-free shopping.
- └ **Blockchain & Security** – Enhanced security with blockchain for safe transactions.
- └ **Sustainability & Green Commerce** – Eco-friendly packaging and carbon-neutral deliveries.
- └ **Omnichannel Experience** – Seamless integration between online and offline stores.
- └ **Faster & Smarter Delivery** – Drone deliveries and same-day shipping advancements.

## VIII. CONCLUSION

An **e-commerce website** is a transformative digital platform that revolutionizes the way businesses operate and consumers shop. By seamlessly integrating technology, user experience, and strategic marketing, it enables global accessibility, convenience, and efficiency. However, success demands continuous innovation, robust security, and customer-centric enhancements. As the digital landscape evolves, businesses must adapt to emerging trends and consumer expectations, ensuring long-term sustainability and competitiveness in the ever-expanding realm of online commerce.

## REFERENCES

- [1] Wang, Y. (2021). Proceedings of the 2021 3rd International Conference on Economic Management and Cultural Industry (ICEMCI 2021).
- [2] Mit-Soe, S. S. (n.d.). Amazon E-Commerce Website.
- [3] Solomon, S., Lokesh, M., & Lamoriya, J. (2022, March 3). Impact of e-commerce platform on consumer's mindset.
- [4] Khan, J. M., Kansana, K., & Bhat, S. A. (2023, December 11). A review paper on e-commerce.
- [5] Krug, S. (2014). User experience and web design: A common sense approach to web usability.
- [6] Kaplan, H. (2010). Social media and community building: Users of the world, unite! The challenges and opportunities of social media.
- [7] Cho, S., Park, C., & Kim, J. (2019). Leveraging consumption intention with identity information on sharing economy platforms. *Journal of Computer Information Systems*, 59(2), 178–187. <https://doi.org/10.1080/08874417.2017.1326295>
- [8] Werse, B., et al. (2019). Sharing, group-buying, social supply, offline and online dealers: How users in a sample from six European countries procure new psychoactive substances (NPS). *International Journal of Mental Health and Addiction*, 17(5), 1237–1251. <https://doi.org/10.1007/s11469-018-0043-1>
- [9] Kwak, J., Zhang, Y., & Yu, J. (2019). Legitimacy building and e-commerce platform development in China: The experience of Alibaba. *Technological Forecasting and Social Change*, 139, 115–124. <https://doi.org/10.1016/j.techfore.2018.06.03>
- [10] Liu, W., Zhang, J., Wei, S., & Wang, D. (2020). Factors influencing organisational efficiency in a smart-logistics ecological chain under e-commerce platform leadership. *International Journal of Logistics Research and Applications*, 1–28. <https://doi.org/10.1080/13675567.2020.1758643>
- [11] Scarcella, L. (2020). E-commerce and effective VAT/GST enforcement: Can online platforms play a valuable role? *Computer Law & Security Review*, 36, 105371. <https://doi.org/10.1016/j.clsr.2019.105371>



INTERNATIONAL  
STANDARD  
SERIAL  
NUMBER  
INDIA



# INTERNATIONAL JOURNAL OF INNOVATIVE RESEARCH

IN SCIENCE | ENGINEERING | TECHNOLOGY

 9940 572 462  6381 907 438  [ijirset@gmail.com](mailto:ijirset@gmail.com)



[www.ijirset.com](http://www.ijirset.com)

Scan to save the contact details