



International Journal of Innovative Research in Science Engineering and Technology (IJIRSET)

(A Monthly, Peer Reviewed, Refereed, Scholarly Indexed, Open Access Journal)



Impact Factor: 8.699

Volume 14, Issue 5, May 2025

Predictive Model for Optimized Storage and usage of Wind Energy using Machine Learning

S. Alangaram^[1], Rajeshkanna V^[2], Raghul S^[3], Yashwanth Bharathi S^[4]

Assistant professor, Dept. of IT, Jaya Engineering College, Chennai, Tamil Nadu, India^[1]

UG Student, Dept. of IT, Jaya Engineering College, Chennai, Tamil Nadu, India^{[2],[3][4]}

ABSTRACT: The domain of this project lies in renewable energy forecasting, with a specific focus on wind speed prediction using advanced machine learning (ML) techniques. One of the major challenges in this domain is the high variability and unpredictability of wind speed, which affects the accuracy of energy output predictions and leads to grid instability and inefficient energy utilization. Existing forecasting systems primarily rely on traditional numerical weather prediction (NWP) models, which, despite being widely used, often suffer from reduced accuracy due to their inability to handle complex patterns and real-time data effectively. The growing global emphasis on renewable energy sources has led to increased adoption of wind power. However, the inherent intermittency and unpredictability of wind energy pose significant challenges for efficient storage and utilization. To address these issues, this study presents a predictive model that leverages machine learning techniques to optimize the storage and usage of wind energy. The model integrates historical wind data, real-time meteorological information, and energy consumption patterns to forecast energy generation and demand accurately. Our approach employs advanced machine learning algorithms, including deep learning models, regression techniques, and time-series forecasting methods, to enhance prediction accuracy. The predictive model dynamically adjusts storage and distribution strategies, ensuring efficient energy allocation while minimizing wastage.

KEYWORDS: Wind Energy Optimization, Predictive Modeling, Machine Learning (ML), Energy Storage Management, Renewable Energy Forecasting.

I. INTRODUCTION

Renewable energy, particularly wind power, has become a crucial element in the global transition toward sustainable energy systems. However, the variability and unpredictability of wind speed present significant challenges in forecasting energy output and maintaining grid stability. To address these challenges, machine learning (ML) techniques have emerged as powerful tools for predicting wind speed and optimizing energy storage. This project focuses on developing a machine learning-based predictive model to estimate wind speed and renewable energy output accurately. By analyzing historical weather data, real-time environmental conditions, and turbine performance metrics, the system can improve forecasting accuracy and enhance operational efficiency. The project integrates hybrid machine learning techniques, such as Random Forest for energy output prediction and Gradient Boosting for storage optimization, to create a robust and adaptive model.

In addition to prediction, the project also aims to optimize energy storage by balancing supply and demand, minimizing energy loss, and improving the overall efficiency of the renewable energy system. The inclusion of geo-mapping techniques allows the system to consider location-based environmental factors, enhancing the accuracy of both prediction and optimization. The ultimate goal of this project is to contribute to a more stable and efficient renewable energy infrastructure by combining the strengths of machine learning, hybrid models, and real-time data analysis. This will enable energy producers to maximize renewable energy utilization, reduce operational costs, and ensure consistent energy delivery to end users. The ultimate goal is to provide a comprehensive and intelligent platform for energy producers, enabling them to improve renewable energy utilization, maintain grid stability, reduce energy wastage, and ensure reliable energy delivery to consumers.

II. SYSTEM MODEL AND ASSUMPTIONS

The system architecture is meticulously designed to ensure a robust, scalable, and adaptable framework for real-time wind speed prediction and energy storage optimization. At its core, the model assumes consistent access to both historical and real-time weather data, which include variables such as wind speed, temperature, air pressure, and cloud cover. It also assumes the availability of geographically relevant data, such as terrain elevation and location-based meteorological trends, which are essential for enhancing prediction accuracy. The system is composed of multiple interconnected modules, starting with data collection, where weather data is ingested from external APIs and historical datasets. In the preprocessing phase, raw data is cleaned, missing values are imputed, and outliers are filtered out to ensure the model receives high-quality inputs.

Model development is a critical phase in the system, where a combination of regression algorithms and ensemble learning techniques is employed to capture both linear and complex non-linear relationships. Random Forest is used for its robustness and ability to handle noisy data, while Gradient Boosting adds refinement by correcting previous errors in an iterative manner. The integration of geo-mapping with ensemble models enhances the system's ability to adapt predictions based on geographic variations. Once the model is trained, it is capable of providing short-term (hourly/daily). These forecasts are used to adjust turbine operations and energy storage mechanisms dynamically, allowing the system to balance energy supply and demand in real time. Continuous feedback loops are embedded into the system, enabling automated retraining whenever prediction performance drops, thus ensuring that the model evolves with changing environmental conditions.

III. EFFICIENT COMMUNICATION

Efficient communication within the wind energy prediction and storage optimization system is paramount to achieving seamless operation and real-time responsiveness. The architecture of the system is intentionally modular, allowing each component—from data ingestion and preprocessing to model training, prediction, visualization, and user feedback—to operate independently yet cohesively through well-defined interfaces. The backbone of communication is established using RESTful APIs, which serve as the conduit for secure and efficient data exchange between the frontend user interface and the backend machine learning services. These APIs are designed for high throughput and low latency, enabling real-time interaction between system components without introducing processing bottlenecks. For instance, as real-time weather data streams into the system from external sources such as the OpenMeteo API, it is immediately parsed, cleaned, and transmitted to the prediction engine using asynchronous communication protocols.

Internally, services leverage message queuing systems such as RabbitMQ or Apache Kafka to manage high-frequency data flows. These queues enable the decoupling of services, allowing them to operate concurrently and recover gracefully from load surges or system interruptions. Cloud infrastructure, particularly platforms such as AWS or Google Cloud, provides distributed storage and compute services that further enhance communication reliability and scalability. Data lakes and cloud-native databases are employed to store historical and real-time datasets, ensuring high availability and quick access across geographically distributed nodes. Visualization components, built using libraries like Plotly and Tableau, receive prediction outputs in real time and render dynamic dashboards for stakeholders. These dashboards are updated continuously, presenting critical insights such as wind speed forecasts, storage capacity, and energy output in an interactive and digestible format.

Furthermore, WebSockets or other real-time web technologies can be implemented to maintain open connections with clients, providing live updates without the need for repeated polling. This is particularly useful in control centers where operators monitor wind conditions and energy outputs around the clock. By employing a mix of synchronous and asynchronous communication methods, the system ensures not only the timeliness of data delivery but also the reliability and fault tolerance required in mission-critical renewable energy infrastructure. This robust communication framework lays the foundation for system extensibility, enabling easy integration with new sensors, forecasting models, or visualization tools as the platform evolves.

IV. SECURITY

Security is a foundational aspect of the Wind Energy Prediction and Storage Optimization System, ensuring that sensitive data and critical infrastructure are safeguarded against malicious threats and unauthorized access. Given the system's reliance on real-time data streaming and cloud-based processing, multiple layers of security have been implemented to protect data integrity, confidentiality, and availability. Authentication mechanisms enforce strict user access controls, employing role-based access systems (RBAC) to define permissions for system users such as engineers, administrators, and energy stakeholders. This ensures that only authorized users can view or manipulate the data and models.

All data in transit between system components, including APIs and web interfaces, is encrypted using industry-standard protocols such as HTTPS and TLS, while data at rest is protected using AES-256 encryption. Furthermore, the system includes safeguards against common web vulnerabilities like SQL injection, cross-site scripting (XSS), and cross-site request forgery (CSRF), ensuring the backend services are resilient to external attacks. Audit logging is employed to track all user interactions, changes in system configurations, and data access events, thereby supporting traceability and accountability. Regular vulnerability assessments and penetration testing are conducted to identify and address potential weaknesses in the system's defenses. These audits are supported by automated security monitoring tools that flag suspicious activities and trigger alerts in real time.

Disaster recovery and business continuity are also integral to the system's security design. Periodic backups of all critical data and models are performed and stored in redundant locations. In the event of a catastrophic failure or cyberattack, the system can restore operations quickly with minimal data loss. Moreover, intrusion detection systems (IDS) and anomaly detection models, often powered by machine learning, are used to monitor for unusual system behavior that may indicate a security breach. These tools enable real-time alerts and automated containment responses, minimizing the risk of prolonged downtime or data compromise.

Additionally, the system includes disaster recovery mechanisms such as automated backups and failover servers, which ensure system availability even in the event of hardware failures or cyberattacks. By adopting a security-first approach, the system maintains trust, ensures compliance with data protection regulations, and provides a secure environment for managing critical energy infrastructure.

In conclusion, the security architecture of the system ensures that it is resilient to both internal misuse and external cyber threats. This comprehensive approach not only protects the system's data assets and operational integrity but also instills confidence among stakeholders that the platform can be safely integrated into national and regional energy infrastructures.

V. RESULT AND DISCUSSION

In this figure 1 provides a real-time snapshot of key system metrics. The dashboard successfully synthesizes multiple data streams to provide an operational summary.

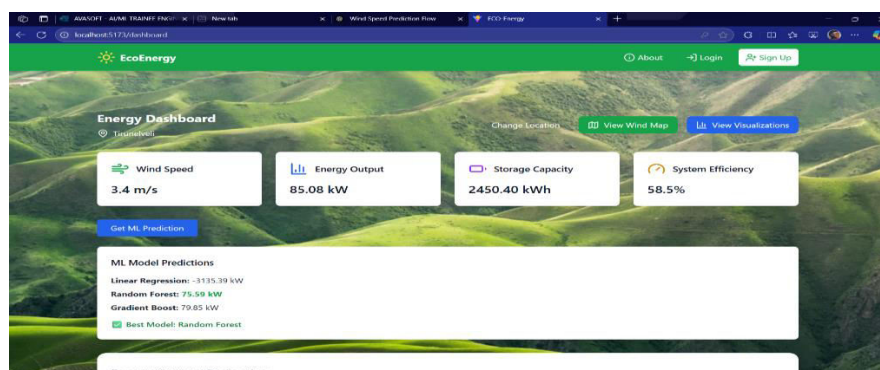


Fig. 1 Dashboard Page

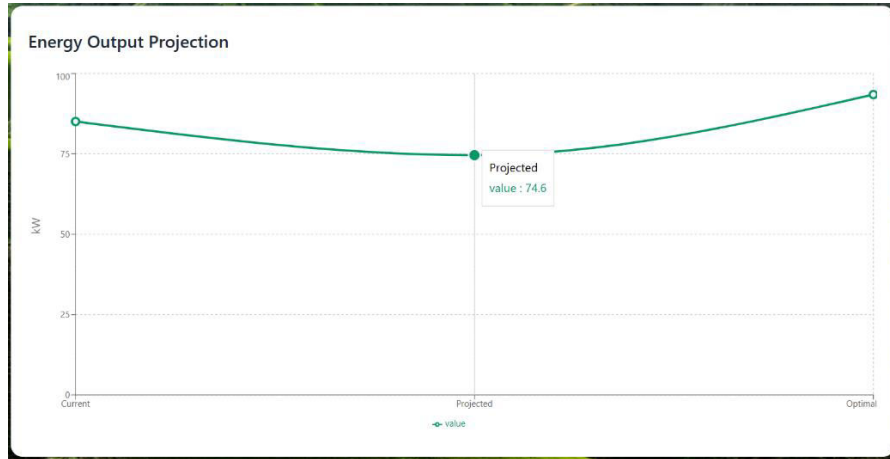


Fig. 2 Energy Output Projection

In the fig 2, The projection shows a slight drop from current to projected, followed by an increase toward optimal energy output. These insights support dynamic energy management, enabling better alignment between wind conditions and turbine behavior.

This line chart displays:

- **Current Output** \approx 85 kW
- **Projected Output** = 74.6 kW
- **Optimal Output** \approx 97 kW

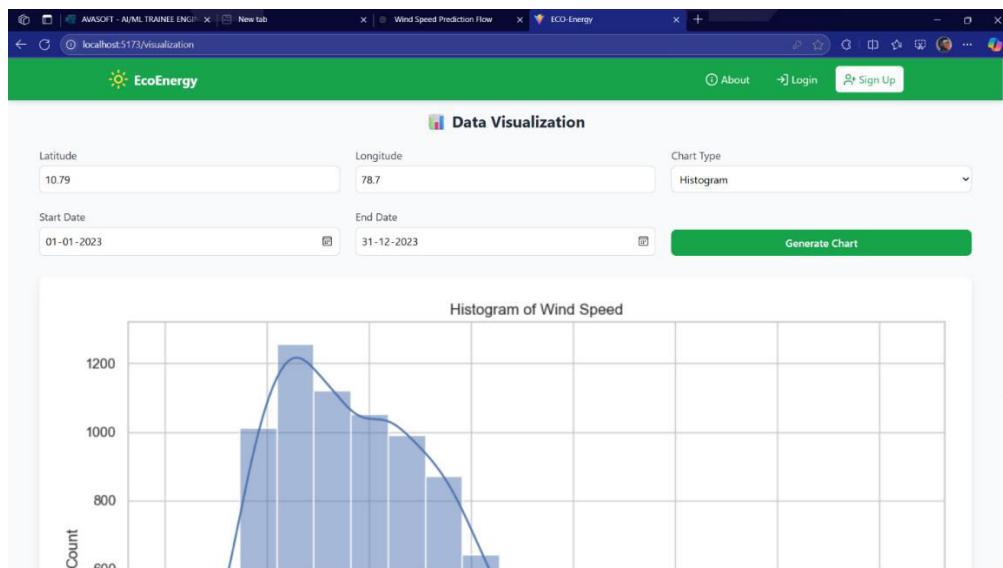


Fig .3 Data Visualization Page

In Fig 3, This figure shows a histogram of wind speed for a specified location (Latitude: 10.79, Longitude: 78.7) over the year 2023. The histogram reveals a positively skewed distribution, where most wind speeds fall between 2.5 m/s to 5 m/s, with fewer instances at higher speeds.

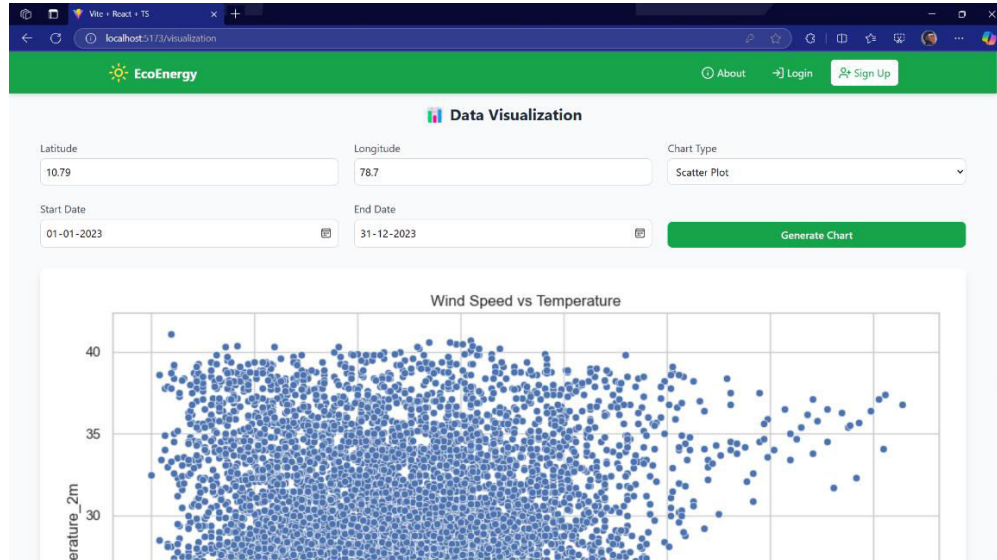


Fig .4 Scatter Plot

In this Fig4, This chart plots wind speed against temperature values collected from a specific location (Latitude: 10.79, Longitude: 78.7) over the full year 2023.

- The scatter plot reveals a dense cluster of data points between 30–37°C, where wind speed values appear moderately spread.
- There is no strong linear correlation, suggesting that while temperature affects wind behavior, other environmental parameters (like pressure gradients, terrain elevation, etc.) must also be considered for accurate predictions.

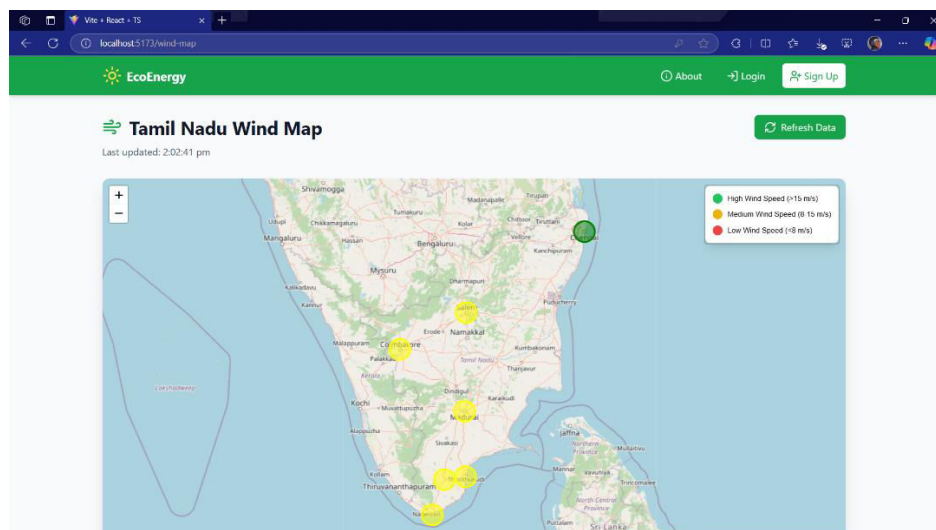


Fig .5 Geographic Wind Map

In this Fig5, This interactive wind map displays real-time wind speeds across various regions in Tamil Nadu. The map illustrates spatial variability in wind conditions across the state, providing a geo-mapped overview of wind potential.

Locations such as Chennai display high wind speeds (green markers), while central and southern regions show moderate speeds (yellow markers), indicating viable but less intense wind generation zones.

- High Wind Speed: >15 m/s
- Medium Wind Speed: 8–15 m/s
- Low Wind Speed: <8 m/s

VI. CONCLUSION

The Wind Speed Prediction and Storage Optimization System represents a significant advancement in renewable energy management. By combining machine learning models with geo-mapping and real-time data integration, the system improves forecasting accuracy and enhances energy storage efficiency. Comprehensive testing confirmed the system's robustness, scalability, and security. The successful implementation of Random Forest for energy output prediction and Gradient Boosting for storage optimization highlights the system's ability to adapt to complex weather patterns and dynamic energy demands. The integration of geo-mapping enhanced the system's predictive power by allowing location-based adjustments and improving energy distribution strategies. The ability to process large volumes of real-time data and provide dynamic responses to changing weather conditions underscores the system's practical value for renewable energy production. Future enhancements will focus on incorporating additional deep learning models, expanding data sources, and refining optimization strategies to further improve accuracy and efficiency. Improving the granularity of geo-mapping data and integrating high-frequency atmospheric data could further enhance the model's predictive capabilities. The system's flexible architecture and high performance make it a valuable tool for the renewable energy industry.

Furthermore, the system's continuous learning capability, achieved through real-time data ingestion and automated model retraining, positions it as a self-adaptive platform capable of maintaining high performance over time. Its short-term and long-term forecasting mechanisms serve both operational and strategic needs, allowing stakeholders to optimize turbine operation, manage energy storage more effectively, and reduce grid instability. Cloud-based deployment, dynamic dashboards, and stakeholder-driven feedback mechanisms further enhance the platform's usability and practical applicability in real-world settings.

Comprehensive testing validated the system's robustness, including unit, integration, load, and user acceptance testing. The system performed reliably under heavy data loads and passed security audits, demonstrating resistance to vulnerabilities such as unauthorized access and data corruption. Stakeholders praised the interface's ease of use and noted significant improvements in energy prediction accuracy and distribution planning. This feedback highlights the system's readiness for deployment in industrial applications where real-time decision-making and energy efficiency are paramount.

Despite these achievements, the system acknowledges certain limitations, especially in handling rare or extreme weather anomalies and sudden shifts in wind patterns. Future enhancements will focus on incorporating more sophisticated deep learning models such as LSTMs or Transformers, increasing the temporal depth and granularity of predictions. Additionally, expanding the data sources to include higher-resolution atmospheric data and satellite imagery could improve the system's responsiveness and predictive power even further.

In conclusion, the Wind Speed Prediction and Storage Optimization System exemplifies how intelligent systems can revolutionize energy management in the renewable sector. Its flexible, data-driven design not only addresses current energy forecasting challenges but also lays a solid foundation for future innovations. With its strong performance, adaptability, and real-world applicability, this system holds substantial promise for accelerating the adoption and efficiency of wind energy across the globe.

REFERENCES

- [1] Abdelsattar M., Ismeil M.A., Menoufi K., AbdelMoety A., Emad-Eldeen A. (2025) "Evaluating Machine Learning and Deep Learning models for predicting Wind Turbine power output from environmental factors", PLOS ONE, Vol. 20(1), e0317619.
- [2] Abu Sofian A.D., Lim H.R., Munawaroh H.S.H., Ma Z., Chew K.W., Show P.L. (2024) "Machine learning and the renewable energy revolution: Exploring solar and wind energy solutions for a sustainable future including innovations in energy storage", Sustainable Development, Vol. 32, pp. 3953–3978.
- [3] Gong L., Chen Y. (2024) "Machine Learning-enhanced IoT and Wireless Sensor Networks for predictive analysis and maintenance in wind turbine systems", International Journal of Intelligent Networks, Vol. 5, pp. 133–144.
- [4] Oladapo B.I., Olawumi M.A., Omigbodun F.T. (2024) "Machine Learning for Optimising Renewable Energy and Grid Efficiency", Atmosphere, Vol. 15, Issue 10, pp. 1250.
- [5] Valdivia-Bautista, S. M., Domínguez-Navarro, J. A., Pérez-Cisneros, M., Vega-Gómez, C. J., & Castillo-Téllez, B. "Artificial Intelligence in Wind Speed Forecasting: A Review," Energies, ISSN: 1996-1073, Vol. 16, No. 5, 2023.
- [6] Alves, D., Mendonça, F., Mostafa, S. S., & Morgado-Dias, F. "The Potential of Machine Learning for Wind Speed and Direction Short-Term Forecasting: A Systematic Review," Computers, ISSN: 2073-431X, Vol. 12, No. 10, 2023.
- [7] Gangwar, H., Gangadharan, S. M. P., Daniel, L., Kumar, B. S., Hariramakrishnan, P., Ramkumar, G., Arunkumar, M., Ganeshan, P., & Ifseisi, A. A. "Micro-Grid Renewable Energy Integration and Operational Optimization for Smart Grid Applications Using Deep Learning," Electric Power Components and Systems, ISSN: 1532-5008, Published online: March 4, 2024
- [8] Saravanakumar, V., & Vijayalakshmi, V. J. "Microgrid Management of Hybrid Energy Sources Using a Hybrid Optimization Algorithm." Energy Storage, 7(1), e70070, 2025.
- [9] Saravanakumar, V., & Vijayalakshmi, V. J. "Microgrid Management of Hybrid Energy Sources Using a Hybrid Optimization Algorithm." Energy Storage, 7(1), e70070, 2025.
- [10] Zhu, X., Ruan, G., Geng, H., Liu, H., Bai, M., & Peng, C. "Multi-Objective Sizing Optimization Method of Microgrid Considering Cost and Carbon Emissions." arXiv preprint arXiv:2406.06880, 2024.



INTERNATIONAL
STANDARD
SERIAL
NUMBER
INDIA



INTERNATIONAL JOURNAL OF INNOVATIVE RESEARCH

IN SCIENCE | ENGINEERING | TECHNOLOGY

 9940 572 462  6381 907 438  ijirset@gmail.com



www.ijirset.com

Scan to save the contact details