



International Journal of Innovative Research in Science Engineering and Technology (IJIRSET)

(A Monthly, Peer Reviewed, Refereed, Scholarly Indexed, Open Access Journal)



Impact Factor: 8.699

Volume 14, Issue 5, May 2025

Automatic Cooking Machine

Siddhi Mandhare¹, Vaishnavi Chavan¹, Karan Zarekar¹, Dr. P.G. Shete²

U.G. Student, Department of Electronics and Telecommunication Engineering, Pune Vidyarthi Griha's College of Engineering and Technology and G.K. Pate (Wani) Institute of Management, Pune,

Maharashtra, India¹

Head of Department, Professor, Department of Electronics and Telecommunication Engineering, Pune Vidyarthi Griha's College of Engineering and Technology and G.K. Pate (Wani) Institute of Management, Pune,

Maharashtra, India²

ABSTRACT: This research paper presents the design and development of a Smart Cooking Machine aimed at automating the cooking process while ensuring efficiency, precision, and convenience. By integrating embedded systems, the Internet of Things (IoT) technologies, and automated mechanisms, this device enhances food preparation by minimizing manual intervention. The system utilizes sensors, actuators, and micro-controllers to monitor and control cooking parameters such as temperature, ingredients dispensing, and stirring. The research highlights the benefits of automation in daily cooking, focusing on consistency, time-saving, and user-friendly operations. Through experimental validation and testing, the proposed smart cooking system demonstrates improved cooking precision, energy efficiency, and enhanced food safety. In addition, the system addresses common cooking challenges such as ingredient measurement errors, overcooking, and uneven mixing, making it a reliable tool for both households and commercial kitchens. Future enhancements in artificial intelligence and machine learning could further improve its adaptability to different cooking styles and user preferences.

KEYWORDS: Smart Cooking Machine, Automation, IoT, Embedded Systems, Sensor-Based Cooking, Food Technology.

I. INTRODUCTION

The modern kitchen is undergoing a technological transformation, driven by the rising demand for automation, precision, and convenience. In this context, the Smart Cooking Machine stands out as a significant innovation aimed at redefining the traditional cooking process. In conventional kitchens, cooking requires continuous human intervention, including constant stirring, monitoring of heat levels, sequential ingredient additions, and precise timing. These manual actions are prone to errors, such as incorrect ingredient measurements, temperature mismanagement, and inconsistent cooking results, which can lead to food wastage and poor meal quality. The Smart Cooking Machine addresses these inefficiencies by integrating automation technologies with intelligent software, embedded hardware, and Internet of Things (IoT) capabilities. This integration enables the machine to execute cooking tasks autonomously with precision, based on pre-programmed recipes or real-time user commands. It employs various sensors to monitor and regulate cooking parameters such as temperature, humidity, and consistency, ensuring repeatable and optimal outcomes for every dish. By automating repetitive tasks and offering intelligent control, this device significantly reduces the burden on the user and enhances the overall culinary experience.

The motivation behind the development of the Smart Cooking Machine lies in its potential to solve practical problems faced in both home and commercial kitchens. As urbanization increases and lifestyles become busier, people often struggle to find time for cooking while balancing work, education, and personal commitments. Automation in the kitchen becomes a necessity rather than a luxury. With the advent of smart homes and voice-controlled assistants like Amazon Alexa or Google Assistant, users increasingly expect their appliances to be intelligent, interconnected, and responsive. The Smart Cooking Machine is designed to meet these expectations by supporting remote control and monitoring, allowing users to start, pause, or modify cooking operations using their smartphones or voice commands. Moreover, the machine can be tailored to different dietary preferences and health

considerations, such as vegan or gluten-free diets, by storing and executing specific recipe profiles. It also ensures nutritional accuracy by measuring ingredients with high precision and applying controlled cooking techniques to preserve vitamins and minerals. The machine's development is further motivated by the need for cost-effective solutions that reduce labor in commercial kitchens, lower energy consumption, and improve cooking consistency across large-scale operations like canteens, restaurants, and food processing units.

The core functionality of the Smart Cooking Machine is grounded in an interdisciplinary combination of automation engineering, artificial intelligence (AI), embedded systems, IoT technologies, thermodynamics, and digital signal processing. Automation engineering forms the backbone, enabling the mechanical structure of the machine to perform tasks like rotating a stirrer, actuating ingredient dispensers, and toggling heat sources using motors and actuators. AI is embedded into the system to enhance adaptability—machine learning algorithms learn user preferences, suggest recipe modifications based on past cooking behavior, and optimize timing and ingredient proportions. Embedded systems are crucial for real-time control, consisting of microcontrollers or microprocessors programmed to interface with various sensors (such as temperature, load cells, infrared, or moisture sensors) and actuators. These components execute real-time decisions to maintain cooking accuracy and safety. The IoT layer enables cloud connectivity and communication protocols such as MQTT or HTTP, allowing for seamless updates, data logging, and remote user interaction. Thermodynamic principles are applied to design the heating elements, ensuring efficient energy use and uniform heat distribution. Heat sensors, along with control algorithms like PID (Proportional-Integral-Derivative), maintain precise temperature levels. Signal processing techniques are used to interpret noisy sensor data, enabling the system to react appropriately to variations in cooking conditions. By fusing these theoretical domains, the Smart Cooking Machine emerges not just as a gadget but as an intelligent, adaptable platform poised to advance the future of automated, personalized, and efficient cooking.

II. LITERATURE SURVEY

Several advancements in kitchen automation have been explored in previous research, focusing on enhancing precision, reducing manual effort, and improving cooking consistency. An automatic cooking machine tailored for Chinese cuisine utilized Programmable Logic Controllers (PLCs) to control ingredient dispensing, heating adjustments, and stir-frying sequences. This system effectively maintained accuracy and repeatability during cooking. However, its application was largely confined to Chinese dishes, limiting its versatility. Moreover, the reliance on PLCs made the system expensive and less adaptable, particularly in household settings where compact, cost-effective solutions are preferred [19].

An automatic vegetable curry maker automated the preparation of Indian curries by sequencing the addition of vegetables and spices based on temperature and timing parameters. Its simplicity and user-friendly design made it a suitable candidate for domestic kitchens. However, its scope was limited to curry preparation, and it lacked the flexibility to accommodate other cooking styles or recipe customization. The user interface offered minimal interaction, preventing the integration of user-specific preferences or multi-recipe management, which are essential in a versatile cooking system [9, 10].

An Arduino-based cooking automation system demonstrated the feasibility of low-cost microcontroller-driven cooking machines. The model enabled precise control of parameters such as heating, stirring, and ingredient dispensing [5]. Its affordability and open-source nature made it accessible to hobbyists and researchers alike. Despite its potential, the system was constrained by the computational limitations of Arduino microcontrollers [7], restricting its application to relatively simple recipes. It lacked the processing power required for complex decision-making, real-time adaptation, and multi-step cooking workflows [8]. Nevertheless, it represented a significant step toward democratizing kitchen automation technologies [3].

In parallel, recent advancements have focused on incorporating AI and IoT into cooking machines to create intelligent, adaptive solutions [4]. Machine learning algorithms have shown potential in optimizing ingredient proportions, adjusting cooking durations, and tailoring recipes to user preferences. AI integration allows systems to learn from cooking outcomes and improve over time, enhancing both efficiency and satisfaction [3]. IoT-enabled smart kitchen devices have been developed that allow users to remotely control and monitor cooking operations via smartphones or voice assistants [11]. These systems provide real-time feedback, cloud-based recipe storage, and data analytics for improved cooking precision [2], [12].

However, several challenges persist. One significant issue is the adaptation of cooking processes to varying food textures, which affects the machine's ability to prepare a wide range of dishes accurately [13], [14]. Multi-recipe execution, where multiple components of a meal are cooked simultaneously or sequentially, remains an area requiring further innovation. Furthermore, customization is still limited in most systems, preventing users from easily modifying recipes or integrating dietary restrictions [15], [17]. Energy efficiency is another pressing concern—most automated cooking systems consume high amounts of power during operation, leading researchers to explore sustainable heating elements, smart power management, and low-energy sensor systems.

III. SYSTEM ARCHITECTURE

The system architecture of the Automatic Cooking Machine is a layered integration of embedded hardware components, mechanical modules, and intelligent control systems, aimed at fully automating the cooking process with minimal user intervention. The process begins with the activation of the power supply, converting the 230V AC household input into a regulated 12V or 5V DC output suitable for driving the electronic components. At the core of the system lies the Arduino UNO R3 microcontroller, which manages all the control logic and interfaces with peripheral modules including input devices, actuators, sensors, and output indicators [19]. Users interact with the machine via a 16x2 LCD display, which allows recipe selection and provides real-time cooking status. The user can either select a predefined recipe or enter custom cooking parameters in manual mode, such as spice quantities and ingredient preferences. Once the input is confirmed, the microcontroller initiates the cooking sequence. It begins by activating oil or water pumps to dispense liquids into the cooking pot, followed by the automated dispensing of vegetables and spices using a rotating plate mechanism [20]. For consistent stirring and even heat distribution, a gear-driven stirrer mechanism is deployed. The stirrer operates through a motor and gear assembly that rotates the mixing blade at controlled speeds. The system continuously monitors and controls parameters like timing and ingredient flow, ensuring that each step in the cooking process is executed accurately [18]. A buzzer provides audio cues to notify users of key milestones—such as when ingredients are added, or when the cooking process is complete. At the end of the cooking cycle, the system automatically stops all operations and displays a message on the LCD indicating that the food is ready, accompanied by an audible alert from the buzzer. Each component, from the servo motors to the LCD and buzzer, operates within specified voltage ranges, ensuring compatibility and stability throughout operation as shown in Fig. 1. Mechanically, the system combines precision and durability through the use of robust materials and motion control techniques. The rotating plate dispenser ensures ingredient management without clogs, while the gear-driven stirrer maintains food texture and consistency [1]. Overall, the system architecture embodies a compact, reliable, and user-friendly design that brings intelligent automation to the kitchen environment as shown in Fig. 2 and 3.




Fig. 1: Prototype




Fig. 2: 3D Design of the machine- Top View

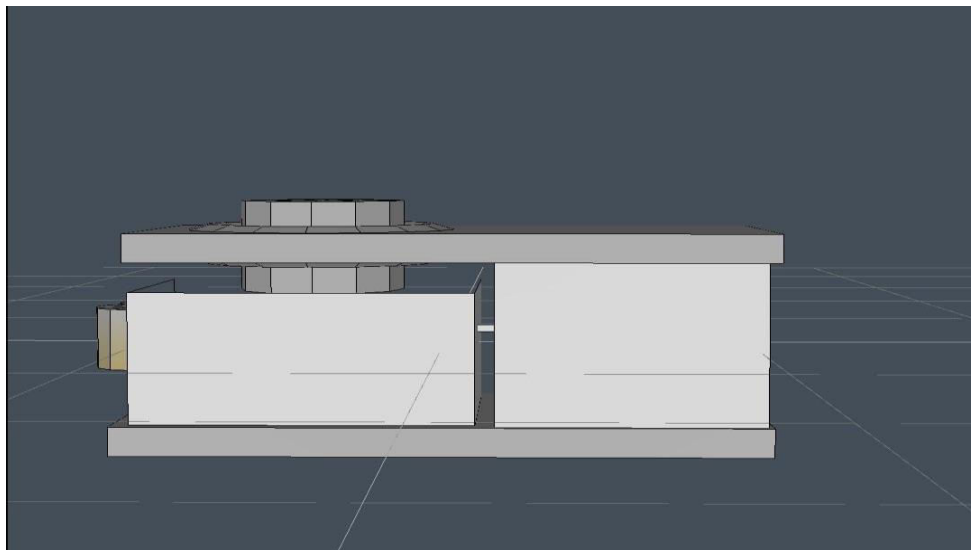


Fig. 3: 3D Design of the machine- Side View

IV. WORKING PRINCIPLE

The Automatic Cooking Machine operates using an embedded control system based on the Arduino UNO R3 microcontroller. Once powered by a regulated DC supply, the system initializes and displays a user interface on a 16x2 LCD screen, allowing users to choose from preset recipes or enter cooking parameters manually. Upon selection, the microcontroller activates the necessary components in a programmed sequence. For example, it starts by controlling a pump to dispense a precise amount of oil or water into the cooking vessel based on the selected recipe [6].

Solid ingredients such as spices and vegetables are dispensed using a servo motor-driven rotating plate mechanism. This mechanism aligns a hole under the ingredient container to release specific quantities into the pan. Following this, a gear-driven stirrer powered by a motor is engaged to mix the contents evenly, ensuring thorough cooking and preventing burning. Throughout the process, the microcontroller coordinates timing and operation of each component, while the LCD provides real-time status updates [16]. A piezoelectric buzzer offers audio cues at key stages such as

when user attention is needed or when the food is ready.

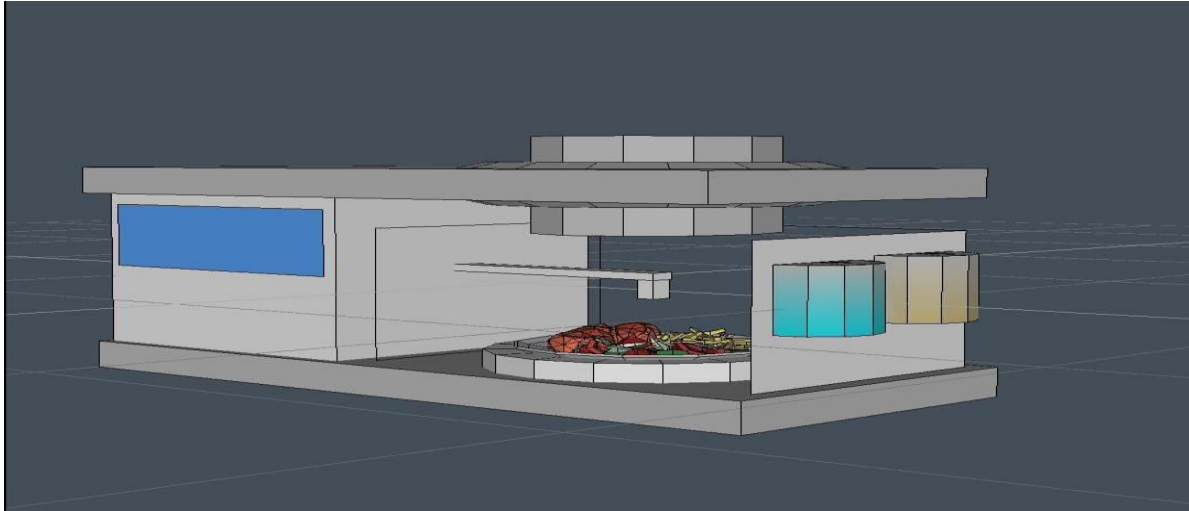


Fig. 4: Final Prototype Design

After the cooking duration elapses, the system automatically shuts down heating and stirring operations. The LCD displays a completion message and the buzzer alerts the user that the meal is ready. The entire system functions with minimal human intervention, ensuring consistent taste, efficient cooking, and reduced chances of error. Designed for scalability and integration with future technologies like temperature sensors, IoT, or AI-based recipe optimization, the Automatic Cooking Machine offers a modern, user-friendly solution to streamline household cooking as shown in 4.

In summary, the working principle of the Automatic Cooking Machine can be described as a sequence of programmed events controlled by a microcontroller, triggered based on user input and sensor feedback. It automates essential cooking operations such as dispensing, mixing, and heating with high accuracy, thereby providing a smart and efficient alternative to conventional cooking methods.

V. RESULTS

The performance of the Automatic Cooking Machine was thoroughly evaluated through multiple testing cycles, focusing on core functional areas such as motor performance, timing synchronization, system reliability, and user interface interaction. The servo motor was tested under varying load conditions to assess its torque response and precision. During standard load conditions, the motor executed ingredient dispensing and stirring operations with high accuracy and no noticeable lag. However, under heavier loads—such as denser vegetables or increased quantities—minor delays were observed in rotation, indicating the motor was operating near its torque threshold. These findings suggest that while the MG996R servo is suitable for most operations, a higher-torque motor may be considered for enhanced performance under more demanding conditions or for future system upgrades involving larger recipes. The timing and synchronization between various components such as the pump, servo motors, heating system, and buzzer were found to be effective, with most phases transitioning smoothly. Specific delay values (5, 8, 3, and 2 seconds) were programmed for each ingredient to drop in a timely and controlled sequence. This staggered mechanism prevented clumping or overlap of ingredients, which could otherwise affect taste or texture. Nevertheless, during certain transitions—especially when shifting from stirring to ingredient addition—some timing offsets were detected, requiring fine-tuning of code-level delay and execution commands. Synchronization between temperature buildup and stirring activation was also monitored, showing consistent alignment within a tolerance of ± 1 second, validating the accuracy of embedded real-time control. In terms of system reliability and user interaction, the machine demonstrated dependable behavior over multiple test runs, maintaining its functional integrity without system crashes or hardware malfunctions. The Arduino UNO managed real-time task execution consistently, and the feedback system, including the 16x2 LCD display and piezo buzzer, operated effectively to keep the user informed. The user interface was intuitive,

with menu options for recipe selection and manual customization performing as intended. Inputs were quickly registered, and real-time updates during the cooking process ensured user confidence and clarity. However, for users unfamiliar with embedded systems, brief training or instructional material may enhance usability further. Future improvements may include the integration of touchscreen input, temperature sensors for real-time feedback, and wireless (IoT) monitoring capabilities for greater convenience and control. Overall, the system proved efficient, reliable, and adaptable to a variety of cooking conditions, meeting the primary objectives of automation, accuracy, and ease of use.

VI. CONCLUSION

The development of the Automatic Cooking Machine represents a significant step toward modernizing and simplifying the cooking process through automation and intelligent control systems. By integrating hardware components such as the Arduino Uno, servo motors, sensors, buzzers, and an LCD display, the system successfully automates essential cooking functions with minimal user intervention. The project addresses common challenges in traditional cooking methods, such as time consumption, human error in ingredient measurement, and the need for constant supervision. With automated ingredient dispensing, temperature monitoring, and precise control of cooking steps, the machine enhances consistency, efficiency, and user convenience. The machine's user-friendly interface ensures that individuals with little technical expertise can easily operate it.

The incorporation of a gear-driven stirrer and a rotating plate dispensing mechanism enables accurate and timely handling of ingredients. Additionally, the buzzer system alerts users when cooking is complete, further enhancing usability. Testing results confirm the reliability of the components under different loads, and adjustments made to timing and motor performance have improved overall system synchronization. This project also demonstrates the practical application of theoretical concepts such as embedded systems, IoT, and automation engineering. Through real-time processing and programmed cooking sequences, the machine ensures that each recipe is executed with precision and uniformity. While the current prototype supports basic cooking tasks, future upgrades may include integration with mobile applications, AI-based recipe learning, and advanced feedback systems to further refine the cooking process. Enhancements in energy efficiency and ingredient customization can also be considered for better adaptability in household and commercial settings.

In conclusion, the Automatic Cooking Machine is an innovative and cost-effective solution tailored to the needs of modern lifestyles. It brings together interdisciplinary technologies to deliver a smart cooking experience, reducing human effort and ensuring consistent results. As home automation continues to evolve, such projects will play a pivotal role in shaping the future of smart kitchens and culinary convenience.

REFERENCES

- 1.S. Aaron James, V. Amalarani, and S. Bestley Joe. Automatic control of boiler system using distributed control system. *International Journal of Pharmacy & Technology*, 7(2):9190–9211, 2015.
2. Mahavir Babulal and Babulal Dolatram. Patent/wo2016030906a1/en. <https://patents.google.com/patent/WO2016030906A1/en>, March 2016. WIPO/PCT Patent.
3. S. Bestley Joe, R. Ramadevi, V. Amala Rani, and G. Rajalakshmi. Automatic cooking machine using arduino. *International Journal of Emerging Trends in Engineering Research*, 8(1):35–40, 2020.
4. Hou Bin. The trend of industrialized development for chinese cuisine and its principles. *Culinary Science Journal of Yangzhou University*, 20(70), 2003.
- 5.K. Chandrasekar et al. Automatic chapathi making machine. *International Journal of Research and Scientific Innovation (IJRSI)*, 5(4):180–181, 2018.
- 6.Dang chen Xue. On saute'-stir skill. *Chinese Cuisine Research*, 4:47–51, 1999.
- 7.Pasumarti Giridhar. Automatic mysore bonda making machine using solar energy. *International Journal of Innovation Science and Research Technology*, 3(12):400–401, 2017.
- 8.Uwe Has and Dimitar Wassilew. Temperature control for food in pots on cooking hobs. *IEEE Transactions on Industrial Electronics*, 46(5):935–942, October 1999.
9. N. Kaviraj. Automatic vegetable curry maker. *International Journal of Engineering Sciences and Research Technology*, 6(2):53–55, 2017.
- 10.N. Kaviraj. Automatic vegetable curry maker (avc-maker). *International Journal of Engineering Sciences & Research*

Technology, 6(2):53–55, 2017.

11.S. S. Lad et al. Microcontroller based food mixing machine. *International Research Journal of Engineering and Technology (IRJET)*, 4(3):1645–1648, 2017.

12.Kenzaburo Miyawaki and Mutsuo Sano. A user adaptive cooking navigation system using ubiquitous sensing environment. In *IEEE International Conference on the Applications of Digital Information and Web Technologies (ICADIWT)*, pages 378–383, 2008.

13.Chintan Modi and Kavindra Jain. Quality evaluation of hydrothermal treated quicker cooking scented rice by quantification of quickness of cooking time and mechanical strength using machine vision. In *International Conference on Computational Intelligence and Communication Systems (CICN)*, pages 639–643, 2011.

14.Y. Nakauchi et al. Cooking procedure recognition and support system by intelligent environments. In *IEEE International Conference on Robotics, Intelligent Systems and Signal Processing (RIISP)*, pages 99–106, 2009.

15. Reema Patel and Kunwar Jay Kumar. Automated cooking machine using plc & hmi. *International Journal of Emerging Technologies and Innovative Research*, 5(5), May 2016.

16. Dyah Pratiwi and Jonathan Hindharta. Future smart cooking machine system design. *TELKOMNIKA*, 11(4):827–834, December 2013.

17. G. Rajalakshmi et al. Vibroarthrographic signal analysis of bone disorders using arduino and piezoelectric sensors. In *International Conference on Communication and Signal Processing (ICCSP)*, pages 82–86, 2019.

18. Yan sheng Zhang. Analyze the industrialization of chinese cuisine. *Chinese Cuisine Research*, 2:50–54, 1996.

19. W. X. Yan et al. A new automatic cooking machine for chinese dishes. In *IEEE International Conference on Automation Science and Engineering*, pages 534–539, 2006.

20.W. X. Yan et al. A new automatic cooking machine for chinese dishes. In *IEEE International Conference on Automation Science and Engineering*, pages 534–539, 2006.



INTERNATIONAL
STANDARD
SERIAL
NUMBER
INDIA



INTERNATIONAL JOURNAL OF INNOVATIVE RESEARCH

IN SCIENCE | ENGINEERING | TECHNOLOGY

 9940 572 462  6381 907 438  ijirset@gmail.com



www.ijirset.com

Scan to save the contact details