



# International Journal of Innovative Research in Science Engineering and Technology (IJIRSET)

*(A Monthly, Peer Reviewed, Refereed, Scholarly Indexed, Open Access Journal)*



**Impact Factor: 8.699**

**Volume 14, Issue 5, May 2025**

# **Advanced Image-Based Railway Track Crack Detection using Hybrid Deep Learning**

**Sivapandi R, Thamim Ansari S, Ajithkumar T, P.Selvaprasanth**

Department of Electronics and Communication Engineering, Sethu Institute of Technology, (Autonomous),  
Virudhunagar, Tamil Nadu, India

**ABSTRACT:** Railway track maintenance is critical for ensuring safe and efficient train operations. Undetected cracks in railway tracks can lead to severe accidents and disruptions. Traditional track inspection methods are often labor-intensive, time-consuming, and prone to human error. To address these challenges, this project proposes an Advanced Image-Based Railway Track Crack Detection System Using Hybrid Deep Learning. The system utilizes a mini four-wheel robot equipped with a high-resolution camera to capture real-time images of railway tracks before a train arrives. The captured images are processed using a hybrid deep learning approach that combines Convolutional Neural Networks (CNNs) for feature extraction and Recurrent Neural Networks (RNNs) or Transformer-based models for sequential anomaly detection. Additionally, traditional image processing techniques such as edge detection and morphological operations are integrated to enhance detection accuracy. The proposed model is trained on a diverse dataset of railway track images, allowing it to distinguish between normal tracks and those with various types of cracks. The system employs real-time processing and wireless communication to send alerts to railway authorities when cracks are detected, enabling timely maintenance and preventing accidents. Experimental results demonstrate that the hybrid deep learning model achieves higher accuracy and robustness compared to conventional image processing and standalone deep learning methods. This project provides a cost-effective, automated, and scalable solution for railway track inspection, significantly improving railway safety and operational efficiency.

**KEYWORDS:** Railway Track Crack Detection, Hybrid Deep Learning, Convolutional Neural Networks, Image Processing, Automated Railway Inspection, Real-time Monitoring

## **I. INTRODUCTION**

Railway transportation plays a vital role in modern infrastructure, serving as a backbone for economic growth and connectivity. However, railway safety remains a significant concern due to structural failures, with track cracks being one of the primary causes of derailments and accidents. Even minor cracks can expand over time due to train loads and environmental factors, leading to catastrophic failures if left undetected. Therefore, early detection and maintenance of railway track cracks are crucial for ensuring operational efficiency and passenger safety.

1.1 Challenges in Traditional Railway Track Inspection Conventional railway track inspection methods primarily rely on:

1. Manual Inspection – Railway personnel physically examine tracks, which is time-consuming, labor-intensive, and prone to human errors. Ultrasonic and Infrared Scanning – These techniques offer accurate crack detection but are expensive, require specialized equipment, and cannot cover long distances efficiently.

2. Automated Rail Inspection Vehicles – While effective, these vehicles are costly and may not be suitable for continuous monitoring of large railway networks.

These limitations highlight the need for an automated, cost-effective, and scalable crack detection system that can operate in real-time and minimize human intervention.

1.2 Advancements in Deep Learning and Computer Vision Recent advancements in computer vision and deep learning have opened new possibilities for railway infrastructure monitoring. Convolutional Neural Networks (CNNs) have shown remarkable performance in image-based defect detection, while Recurrent Neural Networks (RNNs) and Transformer-based models are effective in analyzing sequential data. Additionally, image processing techniques such as edge detection and morphological operations help in feature enhancement, improving detection accuracy.



By integrating these technologies, an automated hybrid deep learning-based system can provide real-time railway track monitoring with high accuracy, reliability, and efficiency.

### 1.3 Proposed System: An Intelligent Railway Track Crack Detection Solution

This project proposes an Advanced Image-Based Railway Track Crack Detection System Using Hybrid Deep Learning. The system is designed to:

Utilize a mini four-wheel robotic vehicle equipped with a high-resolution camera to scan railway tracks before a train arrives.

Capture and analyze real-time images of railway tracks for crack detection.

Employ a hybrid deep learning model, combining CNNs for feature extraction and RNNs/Transformers for anomaly detection, to improve detection accuracy.

Integrate image processing techniques to enhance crack identification and eliminate false positives.

Send real-time alerts to railway authorities for immediate maintenance action.

By automating railway track inspection, this system aims to reduce manual labor, increase detection accuracy, lower maintenance costs, and prevent accidents caused by undetected cracks.

### 1.4 Structure of the Paper

The remainder of this paper is organized as follows:

Section 2 discusses related work and existing methods for railway crack detection.

Section 3 presents the system design, including hardware and software components.

Section 4 details the methodology, including data collection, preprocessing, model training, and real-time implementation.

Section 5 provides experimental results and performance evaluation.

Section 6 concludes with key findings, challenges, and future directions for improvement.

This research aims to contribute to the field of automated railway safety monitoring by leveraging the power of hybrid deep learning and real-time image processing for efficient and accurate crack detection.

## II. PROBLEM IDENTIFICATION

The primary challenge in railway track maintenance is the timely detection of cracks and defects before they pose a safety risk. Traditional track monitoring methods rely on manual inspections, where railway personnel visually assess track conditions by walking along the rails. This approach has multiple limitations, including inefficiency, subjectivity, high labor costs, and the inability to cover large railway networks frequently. More advanced techniques such as ultrasonic testing and ground-penetrating radar offer enhanced accuracy, but they require specialized equipment and trained personnel, making them costly and less practical for routine inspections. The absence of an automated, real-time monitoring system increases the likelihood of undetected track failures, leading to potential accidents and operational disruptions. The growing demand for safer railway operations calls for the adoption of innovative, technology-driven solutions for efficient and precise crack detection.

### 1.4 Accident Case Study Based on Track Issues Advanced Solutions for Railway Track Crack Detection

The rapid advancement of artificial intelligence, machine learning, and automation has paved the way for more efficient railway track crack detection systems. AI-driven solutions offer real-time monitoring, reducing the dependency on manual inspections while increasing accuracy and efficiency.

**1. Deep Learning-Based Crack Detection:** One of the most promising solutions is the integration of deep learning algorithms, particularly convolutional neural networks (CNN) and long short-term memory (LSTM) networks, for crack detection. CNN is highly effective in image processing, making it ideal for identifying cracks and defects in railway track images. LSTM networks enhance the model's ability to analyze sequential patterns in track conditions, improving predictive maintenance capabilities. These models are trained on vast datasets of railway track images to recognize even minor defects with high precision.

**2. IoT and Sensor-Based Monitoring:** The Internet of Things (IoT) plays a crucial role in smart railway track monitoring. IoT-enabled sensors, embedded in railway tracks, continuously collect real-time data on track conditions, temperature, stress, and vibrations. This data is transmitted to a central monitoring system, where AI algorithms analyze

it for anomalies. If a crack or defect is detected, an alert is sent to railway authorities for immediate action.

**3. Drone-Based Track Inspection:** Drones equipped with high-resolution cameras and AI-powered image processing systems offer an efficient alternative for railway track monitoring. These drones can cover vast railway networks in a short time, capturing detailed images of tracks for analysis. By leveraging machine learning algorithms, drones can identify cracks and defects, enabling proactive maintenance.

**4. Autonomous Robots for Crack Detection:** Robotic systems equipped with laser sensors and AI algorithms are being developed for railway track inspection. These robots traverse railway tracks autonomously, scanning for cracks and defects with high precision. They provide real-time feedback, reducing the need for human intervention in dangerous or hard-to-reach areas.

**5. Thermal Imaging for Crack Detection:** Thermal imaging technology enhances crack detection by identifying subsurface defects that may not be visible to the naked eye. Infrared cameras detect variations in temperature, allowing early identification of cracks and material fatigue before they become severe.

#### 1.5 Future of Railway Track Maintenance

The future of railway track maintenance lies in the integration of smart technologies, real-time monitoring, and predictive analytics. AI-driven solutions, coupled with IoT and automation, provide a proactive approach to railway track crack detection, reducing accidents and ensuring seamless railway operations. Implementing these technologies minimizes human dependency, lowers maintenance costs, and enhances overall railway safety. Governments and railway authorities worldwide must invest in these advanced solutions to modernize railway infrastructure and improve passenger safety.

By transitioning from traditional manual inspections to automated AI-based surveillance, railway networks can achieve higher operational efficiency and prevent track-related accidents. With continuous advancements in deep learning, robotics, and sensor technology, the future of railway track monitoring looks promising, ensuring a safer and more reliable transportation system for the years to come.

### III. LITERATURE SURVEY

#### 3.1 Automation in unmanned railway level crossing

Brailson Mansingh deals mainly with the automation in unmanned and manned railway crossings. In recent days the accidents in railway level crossing are increasing. There are two types of level crossing Manned and Unmanned. The accidents occurring in both levelcrossings are very severe. Our work uses simple mechanical and electrical components to control the railway gate. The Infrared detector which is placed at a few distances away from the gate detects the train and sends the signal to the controller. From the controller the signal is send to the timer which is connected to LED display near the gate. Timer displays the time remaining for closing or opening of the gate according to the necessary situation. The power is transmitted from the controller to the motor which is connected to the L-shaped cylinder through the pinion of rack and pinion arrangement. This rotary motion of the pinion produces the linear motion of the rack. This linear motion of the rack actuates the horizontal and vertical piston one by one of the L cylinder which in turn opens or closes the gate. Thus our paper presents a highly secured and safe automated level crossing at low cost, which requires no human monitoring.

A neural network-based image processing system for detection of vandal acts in unmanned railway environments

A. Sacchi aims at investigating an open problem in the implementation of video-based surveillance systems for transport applications, i.e., the implementation of reliable image understanding modules in order to recognize dangerous situations with reduced false alarm and misdetection rates. We considered the use of a neural network-based classifier for detecting vandal behavior in metro stations. The achieved results show that the classifier achieves very good performance even in the presence of high scene complexity.

#### 3.2 A distributed surveillance system for detection of abandoned objects in unmanned railway environments

B. Sacchi a distributed video-surveillance system for the detection of dangerous situations related to the presence of abandoned objects in the waiting rooms of unattended railway stations is presented. The image sequences, acquired

with a monochromatic camera placed in each guarded room, are processed by a local PC- based image-processing system, devoted to detecting the presence of abandoned objects. When an abandoned object is recognized, an alarm issue is transmitted to a remote control center located a few miles from the guarded stations. A multimedia communication system based on direct sequence code-division multiple- access (DS/CDMA) techniques aims at ensuring secure and noise-robust wireless transmission links between the guarded stations and the remote control center where the processing results are displayed to the human operator. Results concern: 1) the performances of each local image processing system in terms of false-alarm and misdetection probabilities, and 2) the performances of the CDMA multimedia transmission system in terms of bit error rates (BERs) and quality of service (QoS).

#### Localization of an unmanned aerial vehicle for crack detection in railway tracks

S. Sushant mainly deals with the localization of a UAV and how it can be applied for detecting cracks in a railway track using the concepts of image processing. The algorithm used for localizing the UAV is called Monte Carlo or Particle filter localization algorithm. The video taken from the UAV is processed by further extracting image frames and analyzing each of these image frames for detection of cracks along railway line. A real-time implementation of our proposed method can significantly reduce physical labor involved in crack detection and also reduces the risk of accidents.

Unmanned level crossing controller and rail track broken detection system using IR sensors and Internet of Things technology Bharti S. proposes an unmanned gate crossing and faulty rail track detection. Unmanned level crossing is a IR sensors base system and crack detection is an dynamic approach which combines the use of GPS (global positioning system) tracking system and GSM (global system for mobile communication) modem to send geographical coordinate of location. Unmanned gate crossing controller system prevents accident which are caused due to railway track crossing and railway crack detection system prevents train derailment by detecting crack in railway track using internet of things technology. Vision-based control of a quadrotor for an object inspection scenario

Koppany Máthé perform a thorough comparison of several object detection approaches before selecting a preferred method. Then, we show the performance of the presented filtering solutions when they are used in servoing, and conclude our experiments with evaluating real outdoor flight trajectories using an AR.Drone 2.0 quadrotor. Unmanned aerial vehicles (UAVs) have gained special attention in recent years, among others in monitoring and inspection applications. In this paper, a less explored application field is proposed, railway inspection, where UAVs can be used to perform visual inspection tasks such as semaphore, catenary, or track inspection. We focus on lightweight UAVs, which can detect many events in railways (for example missing indicators or cabling, or obstacles on the tracks). An outdoor scenario is developed where a quadrotor visually detects a railway semaphore and flies around it autonomously, recording a video of it for offline post- processing. For these tasks, we exploit object detection methods from literature, and develop a visual servoing technique.

#### 3.3 Application of regression analysis for data processing of inertial track monitoring system

M. Boronahin analysis to data processing in inertial track monitoring system (ITMS) during multiple runs on the controlled track section are considered. Rail track diagnostics is usually ran rarely, so much time passes from the moment of the defect appearance before it is revealed. As a result of multiple runs of railway trains, the defect can reach the critical value by that time. The solution of this problem is to equip passenger and freight trains with ITMS implementing the so-called unmanned technology. ITMS was developed and successfully implemented by the scientific staff of Laser Inertial and Navigation Systems dpt. of Saint-Petersburg State Electrotechnical University 'LETI'. One of its main subsystems is a set of MEMS sensors mounted on the wheel pair's axle-boxes, measuring their kinematic characteristics. Fusing the data from these sensors from multiple runs on the same track section enables systematic high speed track diagnostics, and allows predicting the development of the rolling surface defects as well as judging the effectiveness of repairs.

#### 3.4 Detection of railway track from image by heuristic method

Onder Halis Bettemir study a heuristic algorithm, which detects railway track from the images acquired by unmanned vehicle, is developed. Rails and sleepers of the railway track is detected with high accuracy from the images acquired in

nadir direction. Images are de-noised by Gauss filter and edges are detected by Prewitt Edge Detection algorithm. By considering the geometric properties of the railway track and the brightness values of the edges, the Heuristic algorithm decides on which edges belong to railway track. In this study, inspection of railways is proposed by the images acquired by unmanned aerial vehicles and the automated detection of railway elements are realized as the first step of the railway inspection.

### 3.5 Railway track following with the AR.Drone using vanishing point detection

Elod Pall ; Koppany Mathe focus on controlling an AR.Drone UAV in order to follow the railway track. The method developed relies on vision-based detection and tracking of the vanishing point of the railway tracks, overhead lines, and other related lines in the image, coupled with a controller that adjusts the yaw so as to keep the vanishing point in the center of the image. Simulation results illustrate that the method is effective, and are complemented by vanishing-point tracking results on real images.

### 3.6 Function model of train control system for unmanned operation of urban transit system

Young-Hoon Lee developed differently and independently from other countries. The national standard specifications and guidelines have been established and maintained for the TCS in Korea. As the requirements of the high-efficient and economic operation of the urban transit system is getting higher, the unmanned operation of the train is moving to the limelight. Lots of systems supporting unmanned operation are being applied to the new lines such as Yongin, Busan (3rd line), Incheon (2nd line) and so on. The standard of the TCS for urban transit supports the system for unmanned operation as requirements. The function model of TCS has been established on the basis of the standard specification to analyze the requirements and behavior of the TCS. The model is also to support the test and evaluation of the system to be operated with the unmanned through the standard.

### 3.7 New Application of M2M in Railway Protection

M. Muhaiddeen proposes a novel approach is that an application of the high technological advance in the field of communication and computation allows a new form of machine interconnectivity- wireless machine to machine (M2M) technology in railway network. The technologies for M2M solutions are also analyzed. This paper is mainly concerned with automatic protection of unman level crossing and tracking of opposite train in the railway network. We also propose a preventive algorithm in stated areas especially in unman level crossing. The provided generic software framework in unman level crossing allows systems to function effective and efficiently. Main scope of this paper is that an alarm signal is directly given to both control centre and train itself. The alert has been given by means of both light and audio medium. Keywords: Bluetooth, ZigBee, M2M, GPRS, microcontroller.

**Active and mediated opportunistic cooperation between an unmanned aerial vehicle and an unmanned ground vehicle** anner Perkins the impact on the human-robot interaction, and provided practical advice for coordinating UAV-UGV teams that have not worked together. UAV-UGV cooperation research assumes that the cooperation is planned, while the use of unmanned systems for disasters suggests that the cooperation will be spontaneous. The 2012 field exercise tracked how emergency response professionals used an AirRobot 100B UAV and Packbot 510 UGV to gather information about a simulated chemical train car derailment and collateral damage. The expectation had been to use the UAV and UGV independently but the robots were used cooperatively for object-based task with coordination by the Incident Command staff (opportunistic mediated cooperation) and then for a robot-based task with direct coordination between the UAV and UGV teams (opportunistic active cooperation). These two new forms of cooperative heterogeneous teams introduced human-robot interaction bottlenecks, but overall the teaming allowed the robots to meet the mission objectives faster.

Flight control simulators for unmanned fixed-wing and VTOL aircraft control strategy is based on 'required acceleration', proposed by the first author. On the other hand, the VTOL aircraft is of ducted-fan type. It has a propeller at the top of the duct, fixed vanes below it to cancel the counter torque of the propeller, and control vanes to control the attitude. The simulators have proved effective in testing and improving aircraft control strategies.



### **3.8 Turnstile barriers for protection of unguarded railroad crossings**

A.M. Gorlov proposes a mechanical system against car-bomb attack for the protection of unguarded railroad crossings. In 1982, a suicide car-bomb attack destroyed the Marine Barracks in Beirut, Lebanon, killing 240 people. Similar suicide attacks continued in the following years and triggered the present research to counteract them. The result was the invention of the turnstile barrier described in this paper. The turnstile barrier was developed and thoroughly tested in 1987- 1989, to protect important buildings and other installations against possible car-bomb attack by speeding vehicles carrying highly explosive materials. In 1995 the turnstile was certified by the US Department of State as a reliable barrier against such attacks and was placed on the DOS list of certified equipment, which is available for use by architects and planners. The turnstile barrier can easily be adapted to be used as an efficient and low cost device to prevent collisions between cars and trains at unguarded railroad crossings. The same basic system is used to deflect moving vehicles that fail to stop before a railroad crossing when trains approach.

Presently railway-crossing gates are operated manually. At present scenario, in level crossings, a gatekeeper operates the railway gate normally after receiving the information about the train's arrival. When a train starts to leave a station, stationmaster of the particular station delivers the information to the nearby gate. The above said procedures are followed for operating the railway gates. Sometimes the road traffic is so busy that it becomes impossible for the gatekeeper to shut down the gates in correct time. In many remote areas, railway-crossing gates are open and no person is located for the operation of gates and hence leading to accidents. Many times gates are shut down too early leading to wastage of time of people stuck at crossing.

## **IV. EXISTING SYSTEM**

Presently in Indian Railway only semi automatic railway gate operation is followed in certain areas. Signals are located in the vicinity of the railway gate along with gate master board and a marker light. If barriers remain closed for excessive periods on crossings carrying a high volume of road and rail traffic, the build-up of road traffic will exceed the capacity of the crossing to safely discharge this buildup before the next train arrival at the crossing. A number of train accidents happened due to a manual system of signals between stations.

Presently signals are controlled by means of interlocking system and for this system require regular maintenance and upgrading. Hence here we proposed an automatic railway gate control (i.e., railway gate operated without gate keepers system in this project). Indian railways are in operation for more than 160 years and it covers the whole of India. The entire network covers 64,000 km of rail route. Safety and reliability are very important features of Indian railways. When people or vehicles are passing a level crossing, an accident may occur and it is impossible to make a prediction given all the possibilities. If train drivers rely solely on their own eyes or warning signals given off by detecting devices, they usually do not have enough time to react when an obstacle appears at a level crossing, giving rise to an accident.

To overcome the deficiency, high technology products have played an increasingly important role. Some of the existing systems are:- Intelligent Level Crossing Safety Control System. The development of the level crossing safety control system uses chipset and circuit assembly in its composition. It also employs computer simulation in design, debug and inspection to ensure robustness. At first, AVR ATmega16 was used in simulation as the microcontroller because of its availability. Eventually, Microchip PIC24FJ256GB106 was chosen for use. The main program of AVR ATmega16 chipset was written in C language, but the I/O hardware control code was written in assembly language. As mentioned above, to facilitate the implementation and debugging of the PIC24FJ256GB106 chipset, the same variables were defined in simulation and actual implementation. In addition, operation of the level crossing security gates is coordinated with the sensors that detect train movement. In the prototype model, stepper motors were used to control the security gates.

### **Automated Unmanned Railway Level Crossing System**

The point of intersection of railway track and roads or highways is level crossing. As train is approaching from either side of the level crossing the sensors placed at a distance from gate senses the train and performs the required operation. Here an indicator light is also used for alerting the motorist regarding motion of train. When the wheels of the train

move over, both the tracks then they are shorted to ground thereby acting as a signal to the microcontroller which indicates arrival of train. When train arrives the transmitter IR senses and gives signal to receiver IR to generate an interrupt which causes the stepper motor to rotate in clockwise direction. Once the interrupt ends stepper motor rotates in anticlockwise direction [2].

- Presently as such no centralized system is there through which we can track the location of trains from any center point. As trains cannot be centrally located, often more than one train runs on the same track in opposite direction leading to accidents.
- Presently in Indian Railway only semi automatic railway gate operation is followed in certain areas. Signals are located in the vicinity of the railway gate along with gate master board and a marker light. If barriers remain closed for excessive periods on crossings carrying a high volume of road and rail traffic, the build-up of road traffic will exceed the capacity of the crossing to safely discharge this buildup before the next train arrival at the crossing. A number of train accidents happened due to a manual system of signals between stations.
- Presently signals are controlled by means of interlocking system and for this system require regular Maintenance and upgrading. Hence here we proposed an automatic railway gate control (i.e., railway gate operated without gate keepers system in this project).

## V. PROPOSED SYSTEM

### System Overview

The system comprises a motor-driven robotic unit equipped with a high-resolution camera that continuously captures images of railway tracks. These images are processed in real-time using a CNN-LSTM deep learning model. If a crack is detected, the system triggers an immediate response by stopping the motor and activating a buzzer as an alert. If no crack is found, the motor continues to function normally, ensuring seamless railway monitoring without unnecessary interruptions.

1. **Image Acquisition:** The system captures high-resolution images of railway tracks using a mounted camera.
2. **Preprocessing:** The captured images undergo preprocessing steps such as noise reduction, contrast enhancement, and resizing to ensure uniform input dimensions.
4. **Feature Extraction (CNN):** The CNN model extracts spatial features such as edges, textures, and shapes to identify potential cracks.
5. **Temporal Feature Analysis (LSTM):** The LSTM network processes sequential image data to identify trends and patterns over time, improving crack detection accuracy.
6. **Classification and Decision Making:** The system classifies images into cracked or non-cracked categories. If a crack is detected, an alert is triggered.
7. **Real-Time Response:** The system stops the motor and activates a buzzer upon detecting a crack.

### 5.1 CNN Training Process

The CNN model is trained on a dataset of railway track images containing both cracked and non-cracked samples. The training process involves the following steps:

1. **Dataset Preparation:** The dataset is divided into training, validation, and test sets. Data augmentation techniques such as rotation, flipping, and contrast adjustments are applied to improve model robustness.
3. **Model Architecture:** The CNN architecture consists of multiple convolutional layers, pooling layers, and fully connected layers. The convolutional layers extract features, while the pooling layers reduce dimensionality.
5. **Training and Optimization:** The model is trained using a loss function such as categorical cross-entropy and



- optimized using an algorithm
6. like Adam or SGD.
  7. **Validation and Testing:** The trained model is evaluated on validation and test datasets to ensure high accuracy and generalization.

### 5.2 LSTM Training Process

The LSTM model is responsible for analyzing temporal patterns in image sequences.

The training process includes:

1. **Feature Sequence Formation:** Extracted CNN features are converted into sequential data for LSTM input.
2. **LSTM Model Architecture:** The LSTM network consists of multiple memory cells that retain important information over time.
3. **Training and Optimization:** The model is trained using time-series loss functions and optimized using backpropagation through time
4. (BPTT).
5. **Prediction and Decision Making:** The trained LSTM model identifies sequential crack patterns, improving overall system accuracy.

### 5.3 Hardware Implementation

The hardware implementation of the railway track crack detection system includes multiple components that work together to ensure effective monitoring and crack identification.

### 5.4 Microcontroller Unit

The microcontroller serves as the brain of the system, responsible for processing input data from sensors and cameras, controlling motor operations, and triggering alarms when cracks are detected. A Raspberry Pi or Arduino board can be used due to its computational efficiency and connectivity options.

### 5.5 Motor and Robotic Platform

The robotic unit moves along the railway track using a motor-driven platform. The motors are controlled by the microcontroller, ensuring smooth movement and the ability to stop when cracks are detected. Brushless DC motors or stepper motors are commonly used for precise control.

### 5.6 Power Supply

The system is powered by a rechargeable battery, ensuring uninterrupted operation. Solar panels can also be integrated for extended use in remote locations.

### 5.7 Buzzer and Alert System

A buzzer is activated when a crack is detected, alerting maintenance personnel to take corrective action. A display screen or LED indicator can also be included for visual alerts.

### 5.8 Advantages of the Proposed System

- **High Accuracy:** CNN-LSTM combination improves feature extraction and temporal analysis, leading to precise crack detection.
- **Automation:** Eliminates the need for manual inspections, reducing labor costs and improving efficiency.
- **Real-Time Monitoring:** Provides immediate alerts, ensuring timely maintenance actions.
- **Scalability:** The system can be deployed across various railway networks for large-scale monitoring.
- **Energy-Efficient:** The integration of rechargeable batteries and solar panels ensures long-term usability in remote

areas.

The proposed system revolutionizes railway track maintenance by integrating deep learning techniques for automated crack detection, significantly enhancing railway safety and reliability.

## PROPOSED SYSTEM

### 5.9 System Overview

The system comprises a motor-driven robotic unit equipped with a high-resolution camera that continuously captures images of railway tracks. These images are processed in real-time using a CNN-LSTM deep learning model. If a crack is detected, the system triggers an immediate response by stopping the motor and activating a buzzer as an alert. If no crack is found, the motor continues to function normally, ensuring seamless railway monitoring without unnecessary interruptions.

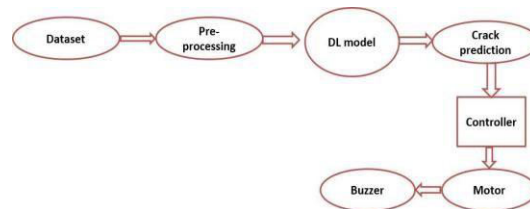


Figure (4.1): Proposed Block Diagram

1. **Image Acquisition:** The system captures high- resolution images of railway tracks using a mounted camera.
2. **Preprocessing:** The captured images undergo preprocessing steps such as noise reduction, contrast enhancement, and resizing to ensure uniform input dimensions.
3. **Feature Extraction (CNN):** The CNN model extracts spatial features such as edges, textures, and shapes to identify potential cracks.
4. **Temporal Feature Analysis (LSTM):** The LSTM network processes sequential image data
5. to identify trends and patterns over time, improving crack detection accuracy.
6. **Classification and Decision Making:** The system classifies images into cracked or non- cracked categories. If a crack is detected, an alert is triggered.
7. **Real-Time Response:** The system stops the motor and activates a buzzer upon detecting a crack.

### 5.10 CNN Training Process

The CNN model is trained on a dataset of railway track images containing both cracked and non-cracked samples. The training process involves the following steps:

1. **Dataset Preparation:** The dataset is divided into training, validation, and test sets. Dataaugmentation techniques such as rotation, flipping, and contrast adjustments are applied to improve model robustness.
2. **Model Architecture:** The CNN architecture consists of multiple convolutional layers, pooling layers, and fully connected layers. The convolutional layers extract features, while the pooling layers reduce dimensionality.
3. **Training and Optimization:** The model is trained using a loss function such as categorical cross-entropy and optimized using an algorithm like Adam or SGD.
4. **Validation and Testing:** The trained model is evaluated on validation and test datasets to ensure high accuracy and generalization.

### 5.11 LSTM Training Process

The LSTM model is responsible for analyzing temporal patterns in image sequences. The training process includes:

- a. **Feature Sequence Formation:** Extracted CNN features are converted into sequential data for LSTM input.
- b. **LSTM Model Architecture:** The LSTM network consists of multiple memory cells that retain important information over time.
- c. **Training and Optimization:** The model is trained using time-series loss functions and optimized using backpropagation through time (BPTT).
- d. **Prediction and Decision Making:** The trained LSTM model identifies sequential crack patterns, improving overall system accuracy.

#### 5.12 Hardware Implementation

The hardware implementation of the railway track crack detection system includes multiple components that work together to ensure effective monitoring and crack identification.

##### Microcontroller Unit

The microcontroller serves as the brain of the system, responsible for processing input data from sensors and cameras, controlling motor operations, and triggering alarms when cracks are detected. A Raspberry Pi or Arduino board can be used due to its computational efficiency and connectivity options.

##### Motor and Robotic Platform

The robotic unit moves along the railway track using a motor-driven platform. The motors are controlled by the microcontroller, ensuring smooth movement and the ability to stop when cracks are detected. Brushless DC motors or stepper motors are commonly used for precise control.

##### Power Supply

The system is powered by a rechargeable battery, ensuring uninterrupted operation. Solar panels can also be integrated for extended use in remote locations.

##### Buzzer and Alert System

A buzzer is activated when a crack is detected, alerting maintenance personnel to take corrective action. A display screen or LED indicator can also be included for visual alerts.

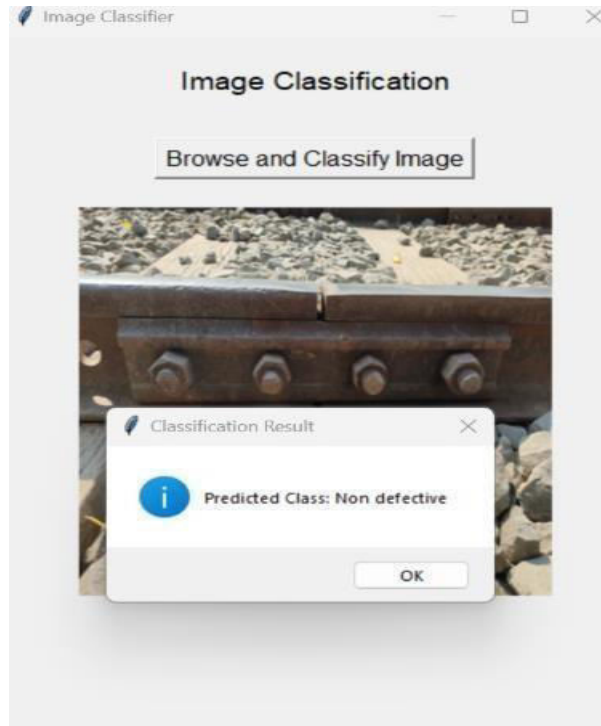
##### Advantages of the Proposed System

- **High Accuracy:** CNN-LSTM combination improves feature extraction and temporal analysis, leading to precise crack detection.
- **Automation:** Eliminates the need for manual inspections, reducing labor costs and improving efficiency.
- **Real-Time Monitoring:** Provides immediate alerts, ensuring timely maintenance actions.
- **Scalability:** The system can be deployed across various railway networks for large-scale monitoring.
- **Energy-Efficient:** The integration of rechargeable batteries and solar panels ensures long-term usability in remote areas.

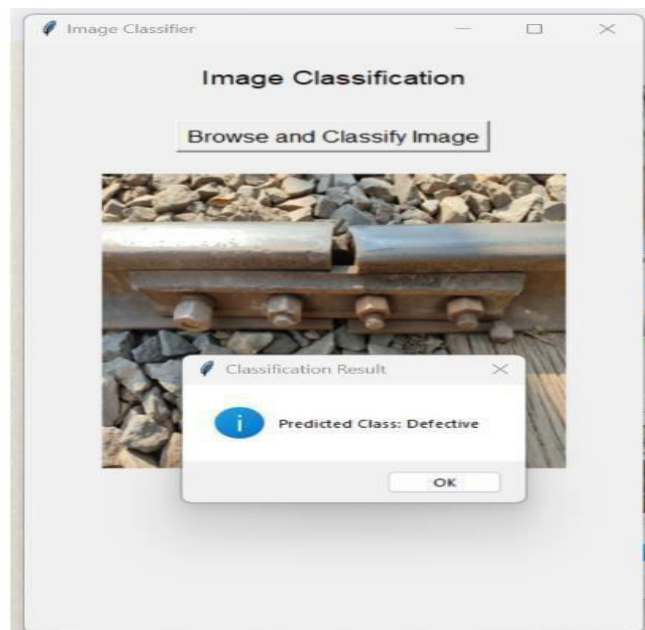
The proposed system revolutionizes railway track maintenance by integrating deep learning techniques for automated crack detection, significantly enhancing railway safety and reliability.




**VI. RESULT AND DISCUSSION**



**Figure(52):Non-defective**



**Figure(5.3): defective**



Figure(5.4): Hardware setup

## VII. CONCLUSION

Railway track crack detection is a vital component of railway infrastructure maintenance, as undetected cracks can lead to severe accidents and disruptions. This project introduces an advanced surveillance system that leverages deep learning, specifically a combination of Convolutional Neural Networks (CNN) and Long Short- Term Memory (LSTM) networks, to enhance the accuracy and efficiency of crack detection. By processing images captured from railway tracks in real- time, the system identifies cracks with high precision and promptly takes necessary actions. If a crack is detected, the system halts the motor and triggers a buzzer alert, ensuring immediate attention and timely maintenance. If no crack is found, the system continues to operate seamlessly, reducing unnecessary delays.

The integration of CNN for spatial feature extraction and LSTM for temporal sequence analysis significantly improves detection performance, allowing the model to learn complex crack patterns. This hybrid approach ensures robustness against varying environmental conditions, lighting changes, and track surface variations, making the system highly reliable for practical deployment. The proposed solution effectively reduces reliance on manual inspections, which are often time-consuming and prone to human error.

Additionally, the hardware implementation, including the use of a robotic platform, camera module, microcontroller, and sensors, enables real-time monitoring with automated decision-making. The incorporation of wireless communication allows remote supervision, providing railway authorities with instant alerts and actionable insights. This enhances overall railway safety by enabling proactive maintenance, reducing operational costs, and preventing catastrophic failures.

Therefore, the proposed CNN-LSTM-based railway crack detection system presents a transformative solution to track maintenance challenges. By automating the inspection process, improving detection accuracy, and enabling real-time responses, this system contributes to the development of a more efficient, safe, and reliable railway network. Future enhancements may include the integration of additional sensor technologies, improved AI models, and expanded datasets to further refine the detection capabilities and ensure seamless railway operations.

## REFERENCES

- [1] “Cost effective system for railway level crossing protection” konkan railway corporation limited.Special Issue on NDT of Rails 47(6) 346-353 (2005)
- [2] Gun young KIM “Railway Gate Control System at RailroadHighway Grade Crossing in Korea” TRB 2003 Annual Meeting CD-ROM.

- [3]J. Banuchandar, V. Kaliraj,P. Balasubramanian, S.Deepa, N.Thamilarasi“automated unmanned railway level crossing system” International Journal ofModern Engineering Research (IJMER) Vol.2,Issue.1, Jan-Feb 2012 pp-458-463 ISSN: 2249- 6645
- [4]R.Anuj Tyagi,Er. Goutam Arora “synopsis on automatic railway crossing system” S.D. Institute of Technology & Management Israna-(Panipat). Evaluation of Structural and Biological systems V, SPIE (2006).
- [6]Guo Xie, Xinhong Hei, Hiroshi Mochizuki, Sei Takahashi and Hideo Nakamura.“Formal Analysis of Automatic Train Protection and Block System for Regional Line Using VDM++” IJR International Journal of Railway Vol. 5, No. 2 / June 2012, pp. 65-70
- [7]Qiao Jian-hua; Li Lin-sheng; Zhang Jing-gang; “Design of Rai Surface Crack- detecting System Based on Linear CCD Sensor” IEEE Int. con on Networking,Sensing and Control, 2008
- [8]K.Vijayakumar, S.R. Wylie, J. D. Cullen, C.C. Wright, A.I.AIShamma’a,“Non invasive rail track detection system using Microwave sensor”, Journal of App. Phy., 2009
- [9]Tranverse crack detection in rail head using low frequency eddy currents, Patent US6768298, [www.google.com/patents/US6768298](http://www.google.com/patents/US6768298) Opt. Eng. 46, 051013, May 2007
- [10]M. Cacciola, G. Megali, D. Pellicano, S. Calcagno, M. Versaci, and F. C.Morabito, "Rotating Electromagnetic Field for Crack Detection in Railway Tracks",PIERS ONLINE, Vol. 6, NO. 3, 201
- [11]Wojnarowski, Robert John Welles, II, Kenneth BrakeleyKornrumpf, WilliamPaul, "Electromagnetic system for railroad track crack detection and traction enhancement", Patent US6262573, July 2005
- [12]Richard J. Greene, John R. Yates and Eann A. Patterson, "Crack detection in rail using infrared methods", Opt. Eng. 46, 051013, May 2007
- [13]R.J. Greene, J.R. Yates,E.A. Patterson, "Rail Crack Detection: An Infrared Approach to In-serviceTrack Monitoring", SEM Annual Conference & Exposition on Experimental and Applied Mechanics,2006





INTERNATIONAL  
STANDARD  
SERIAL  
NUMBER  
INDIA



# INTERNATIONAL JOURNAL OF INNOVATIVE RESEARCH

IN SCIENCE | ENGINEERING | TECHNOLOGY

 9940 572 462  6381 907 438  [ijirset@gmail.com](mailto:ijirset@gmail.com)



[www.ijirset.com](http://www.ijirset.com)

Scan to save the contact details