

# COMPARISON OF WHITENESS INDEX OF COTTON FABRIC BLEACHED WITH RECYCLED WASTEWATER

Dr. (Capt.) N.P. Sonaje<sup>1</sup> and Prof. M.B. Chougule<sup>2</sup>

Deputy Registrar, Shivaji University, Kolhapur, Maharashtra, India<sup>1</sup>

Associate Professor, Textile and Engineering Institute, Ichalkaranji, Maharashtra, India<sup>2</sup>

**Abstract:** An increase of industrialization reduces freshwater sources because of the large amounts of water required by manufacturing facilities and pollutants from manufacturing processes pollute the remaining freshwater sources. The large quantity of water usage and pollution relates to the manufacturing of textiles. Wet processes in the textile industries require water of very good quality concerning mainly content of dyes, detergents, and suspended solids. Therefore, a purification treatment to recycle water must have much better performances than for simple discharge according to the limits imposed by legislation. Recycle of sewage and industrial effluent is an effective, dependable and economical way of solving the problem of perennial water shortages. Water recycle helps conserve vast volumes of water, while protecting the environment by reducing pollution. It reduces dependence on unreliable/insufficient water supplies while drastically cutting down on expenses on municipal/ raw/tanker water. This paper focuses on use of recycled wastewater in textile wet processing and comparing whiteness index of cotton fabric with fabric processed with ground water and Municipal tap water.

**Keywords:** Whiteness Index, Bleaching, Recycled wastewater, Pilot treatment plant.

## I. INTRODUCTION

The evaluation of the whiteness of a product is dependent upon the materials and the application in which it is used. Natural materials, for instance cotton or wool, tend to yield some yellowish tint, so the industry will make modifications to the materials to compensate for this effect. A yellowish tint in a product is most often seen as a quality flaw, e.g., yellowing due to aging or dirt, and businesses will attempt to make the appearance of their products whiter. Bleaching is a process that chemically removes colors from materials and results in a more uniform spectral reflectance. It is the process of removing colored impurities from the griegie fabric as efficiently as possible, with minimum or no damage to the fiber and leaving in a perfect white state

A study was conducted to find whiteness Index of cotton fabric bleached with Treated water from pilot treatment plant, Municipal Tap Water and Ground water or Bore water.

## II. WATER USAGE IN TEXTILE INDUSTRY AND IMPORTANCE OF WATER RECYCLING

There are many sources of water, the most common being: Surface sources, such as rivers, Deep wells and shallow wells, Municipal or public water systems, Reclaimed waste streams [5]. The textile industry in India has been pioneer industry. Indian textile industry is the 2<sup>nd</sup> largest in the world. Overall India is world's 8<sup>th</sup> largest economy and among the 10 industrialized countries [4]. If global break up of fresh water is seen then from 100 % of freshwater, 20 % is being used by the industries which are responsible for large production of effluents [2]. The rapid growth in population and particularly in urbanization has resulted in sharp increase in generation of these two wastes. In India alone 19000 million liters of sewage is generated every day of which more than 25% is attributed to class I cities. Out of this quantity of sewage 13000 million liters per day (MLD) is collected out of which at the most half is treated to some extent. In terms of nutrients and water availability, economic value of this quantity of domestic sewage has been

# International Journal of Innovative Research in Science, Engineering and Technology

(ISO 3297: 2007 Certified Organization)

Vol. 2, Issue 8, August 2013

estimated as Rs. One crore per day. As regards industrial wastewater generation, the same is estimated 10000 MLD, 40% is from small scale industries [3]. Wastewater reclamation and reuse is one element of water resources development and management which provides an innovative and alternative option for agriculture, municipalities and industries [1]. The availability of alternative water sources such as reclaimed municipal waste water or recycled process water can foster more efficient water use practices that translate in to significant cost savings in industries [6].

### III. MATERIALS AND EXPERIMENTAL METHODS

Pilot treatment plant was prepared and treatment was given to treated municipal wastewater. Units in recycling plant comprises Municipal treated water storage tank, Oil & Grease removal unit, Slow Sand filter (SSF), Granular Activated Carbon filter (GAC), Chlorination unit Cationic Exchange Resin (SAC) and Anionic Exchange Resin (SBA).

**Details of Pilot treatment plant:**

**A. Municipal treated water storage tank:** To store the treated wastewater for further treatments. Also acts as a sedimentation tank.

**B. Oil & Grease removal unit:** Oil & Grease can be removed with this unit.

**C. Slow Sand filter (SSF):** Slow sand filter is provided with various layers of sand of different particle size.

**D. Granular Activated Carbon filter (GAC):** Through this the color and odor from the wastewater is removed.

**E. Chlorination unit:** This is carried out to disinfect the sewage. For this sodium hypochlorite solution (22 gpl) with various dosages was used.

**F. Cationic Exchange Resin (SAC):** Here cations like  $Na^+$ ,  $Mg^{++}$ ,  $Ca^{++}$  etc was exchanged with  $H^+$  ions. The cationic exchange resin used was strong acid type. It is a premium quality strong acid cation exchange resin containing nuclear sulphonic acid groups having high exchange capacity, combined with excellent physical and chemical stability and operating characteristics. It is ideally suited for use in a wide range of pH and temperature conditions. It is supplied in hydrogen form for two stages and mixed bed demineralization and in sodium form for softening. It is also used for de-alkalization and chemical processing.

**G. Anionic Exchange Resin (SBA):** Here anions like  $SO_4^-$ ,  $CO_3^-$ ,  $Cl^-$  etc was exchanged with  $OH^-$  ions. The anionic exchange resin used was strong base type. It is a strong base anion exchange resin based on polystyrene matrix, containing quaternary Ammonium group. It has excellent chemical and operating characteristics along with excellent physical properties due to its crack-free nature. It has a good operating capacity for weak acids like silicic and carbonic along with strong mineral acids, when used in water treatment along with strong acid cation exchange resin. It is ideally suited for use in a wide range of pH and temperatures. It is supplied as moist spherical bead in the chloride form with a particle size distribution to provide good kinetics and minimum pressure drop.

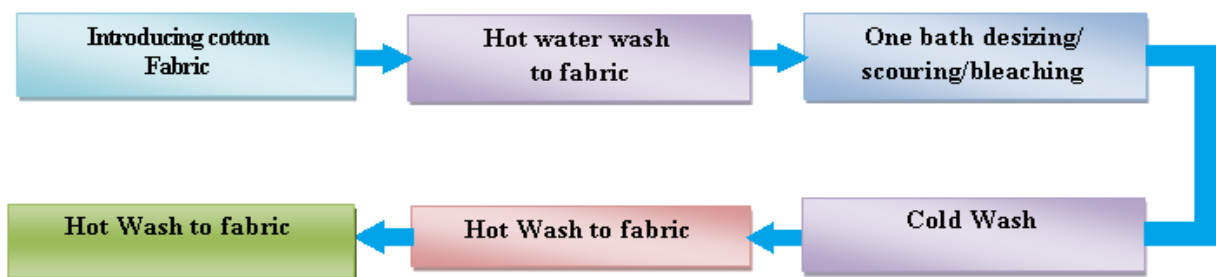


Fig. 1 Flow diagram of bleaching process

IV. EXPERIMENTAL SETUP

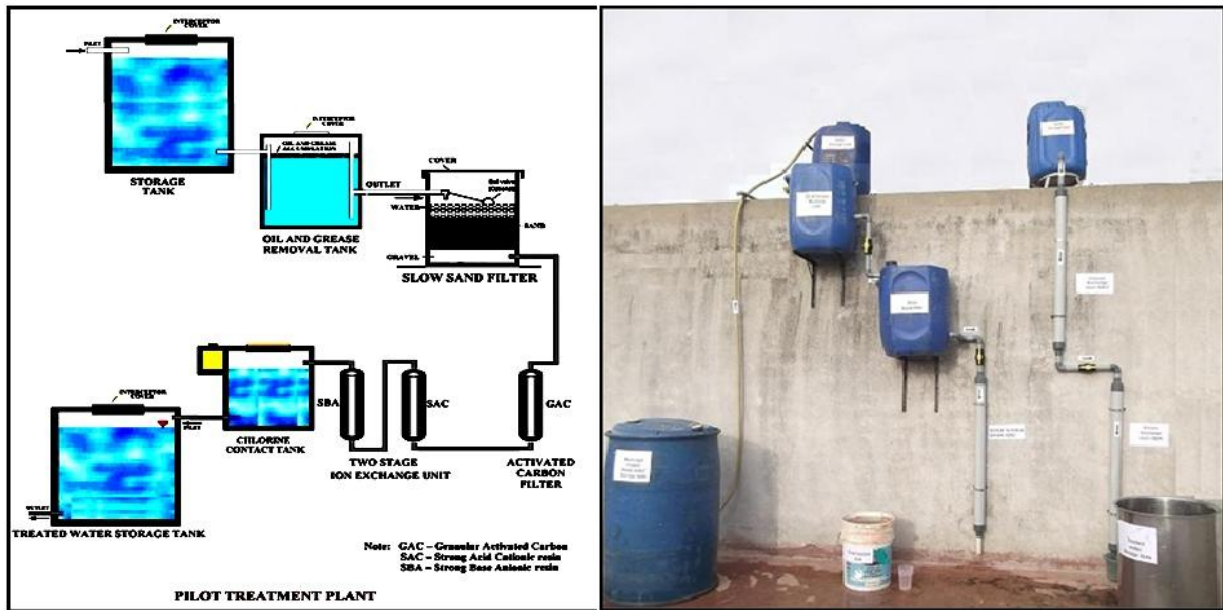


Fig. 2. Schematic diagram and overview of Pilot treatment plant

Table 1: Particulars of cotton fabric

Sr. No.	Name of parameters	Result
1	Width	45 cm
2	Ends per Inch (EPI)	52
3	Picks per Inch (PPI)	56
4	Warp count	40
5	Weft count	60

Table 2: Equipments and Machines used for bleaching and dyeing

Sr. No.	Name of machine/ Equipment	Use of Machine
1	Soft flow	Desizing cum scouring cum bleaching
2	Rota dyer	Dyeing
3	Louderometer	Washing fastness
4	Crock meter	Rubbing fastness
5	Computer Colour Matching	Evaluation of washing fastness
6	Computer Colour Matching	Evaluation of Rubbing fastness

Table 3: Process used for desizing /scouring/bleaching

Sr.No.	Details of Chemicals used	Concentration
1	Hydrogen Peroxide (H <sub>2</sub> O <sub>2</sub> )	1.5%
2	Sodium Hydroxide (NaOH)	2%
3	Silicates	0.5%
4	Wetting Agents	0.5%
5	Sequestering Agent	0.25%
6	Material to Liquor Ratio (MLR)	1:30

## International Journal of Innovative Research in Science, Engineering and Technology

(ISO 3297: 2007 Certified Organization)

**Vol. 2, Issue 8, August 2013**

Testing and analysis of cotton fabric after bleached with (1) Treated water from pilot treatment plant (Sample A) (2) Municipal Tap Water. (Sample B) (3) Ground water or Bore water (Sample C)

Whiteness Index was calculated by Computer Colour Matching (C.C.M.) method. This practice provides numbers that correlate with visual ratings of yellowness or whiteness of white and near white or colorless object-color specimens, viewed in daylight by an observer with normal color vision.

Following tables and graphs show performance cotton fabric bleached with three different types of water.

Table 4: Whiteness Index of Cotton fabric Treated water from pilot treatment plant (Sample A)

Sr. No.	Cotton fabric sample No.	Whiteness Index	Average Whiteness Index
1	1	59.23	59.144
2	2	59.56	
3	3	58.86	
4	4	59.78	
5	5	58.29	

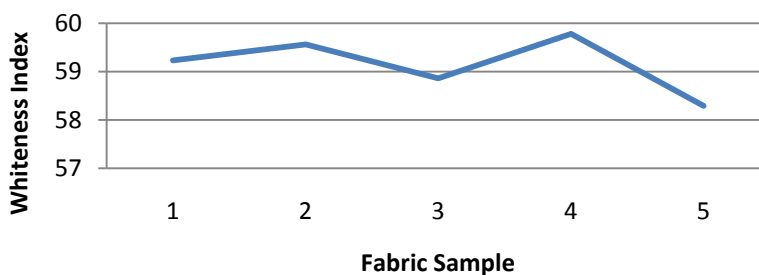


Figure 3: Graph showing Whiteness Index of Cotton fabric Treated water from pilot treatment plant (Sample A)

Table 5: Whiteness Index of cotton fabric of Municipal Tap Water (Sample B)

Sr. No.	Cotton fabric sample No.	Whiteness Index	Average Whiteness Index
1	1	58.87	60.158
2	2	58.26	
3	3	60.28	
4	4	61.24	
5	5	62.14	

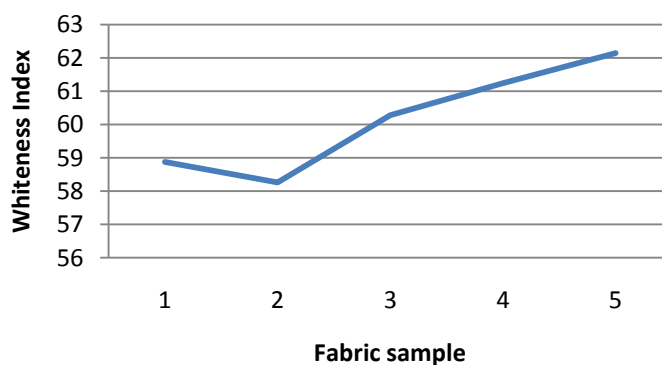


Figure 4: Graph showing Whiteness Index of cotton fabric of Municipal Tap Water (Sample B)

# International Journal of Innovative Research in Science, Engineering and Technology

(ISO 3297: 2007 Certified Organization)

Vol. 2, Issue 8, August 2013

Table 6 Whiteness Index cotton fabric of Ground water or Bore water (Sample C)

Sr. No.	Cotton fabric sample No.	Whiteness Index	Average Whiteness Index
1	1	63.11	61.832
2	2	62.14	
3	3	63.21	
4	4	59.42	
5	5	61.28	

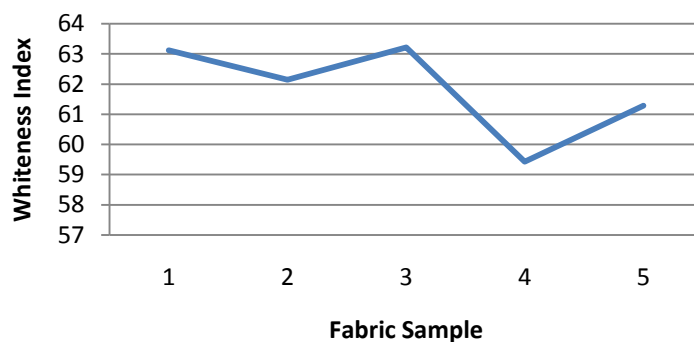


Figure 5: Whiteness Index cotton fabric of Ground water or Bore water (Sample C)

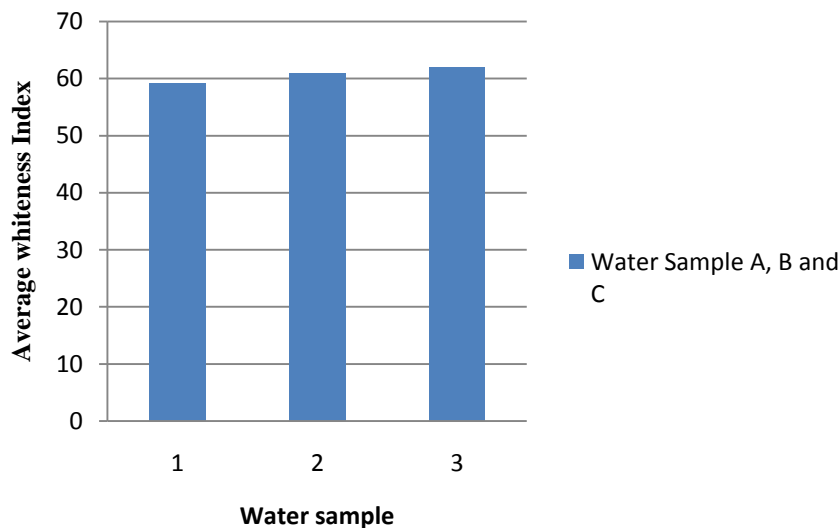


Figure 6: Comparison of Whiteness Index of cotton fabric bleached with three different waters.

### V. CONCLUSION

From experimental study it is revealed that Average whiteness index of cotton fabric bleached with Treated water from pilot treatment plant (Sample A) is 59.144 and that of bleached with Municipal Tap Water. (Sample B) is 60.158 and Ground water or Bore water (Sample C) 61.832. This shows that recycled water gives comparatively good performance in bleaching of cotton fabric by removing impurities. This is because hardness value of recycled wastewater is less than other two categories. It can be concluded that recycled wastewater is suitable for bleaching of cotton fabric in textile wet processing and with satisfactory whiteness Index.

## International Journal of Innovative Research in Science, Engineering and Technology

(ISO 3297: 2007 Certified Organization)

Vol. 2, Issue 8, August 2013

### ACKNOWLEDGEMENT

Authors are thankful to Ph.D. Research Centre, Walchand Institute of Technology, Solapur, Maharashtra (India) for constant support for this research paper.

### REFERENCES

- [1] Asano, T., Reclaimed wastewater as a water resource proceeding of the workshop on wastewater reclamation and reuse, Editor Asano, T. and Al-Sulaimi, J. Arab school of science and technology. pp1-20, 2000.
- [2] Himesh, S., "Ground water pollution", Volume 80, NO.11, Current Science, India, 2001.
- [3] Patankar S.N., National workshop on Dream of green city at Pune, India. City sewerage and solid waste management, pp1-8, 2006.
- [4] Patel, B., Indian Textile Industry Database-2004, Komal Publications, North Gujarat, India, pp1-4, 2004.
- [5] Smith, B., Rucker, J., Water and Textile Wet Processing-Part I, American Dyestuff Reporter, pp15-23, 1987.
- [6] Tchobanoglous, G., and Burton F.L., Metcalf and Eddy Inc. "Waste water disposal – Treatment, Disposal and Reuse" Tata McGraw-Hill Edition, New York, pp1137,740, 314,1998.
- [7] Patra A.K., "Studies on enzymatic pretreatment of linen", Indian Journal of Fibre and Textile Research Vol. 35, pp337-341, 2010
- [8] Color iQC and Color iMatch Color Calculations Guide Revision 1.0 Version 8.0, pp1-31, July 2012
- [9] <http://www.konicaminolta.us>, "Whiteness indices and UV standards", Konica Minolta sensing Americas, Williams drive Ramsey, NJ 07446
- [10] Bains S., Kour R., "Comparison of Whiteness Index of Pesticide Contaminated Cotton and Cotton/ Polyester", International Journal of Global research analysis, Volume : 2, Issue : 3, pp83-84, 2013
- [11] Chinta S. K., "Significance of moisture management in textiles", International Journal of Innovative Research in Science, Engineering and Technology, pp2104-2114, 2013
- [12] <http://www.ionindia.com>, Ion Exchange India, Limited, Update No.9, 2010
- [13] Khan F., [www.fibre2fashion.com](http://www.fibre2fashion.com), "A Comparison of Peracetic Acid and Hydrogen Peroxide Bleaching on Cotton Fabric", pp1-12, 2013

### BIOGRAPHY



Dr. (Capt.) N.P. Sonaje received the M.E. from Gujarat University, Ahmadabad and Ph.D. degree in Civil Engineering from Shivaji University, Kolhapur. He was captain in Indian Army up to 2001. He worked on post Registrar Solapur Univesity, Solapur and working as Deputy Registrar in Shivaji, University, Kolhapur. He has vast experiance of working on various administrative posts. He is member of various technical bodies.



Prof. M.B. Chougule received the B.E. and M.E. degrees in Civil Engineering from Shivaji University, Kolhapur. He is recipient of Gold medal in Civil Engineering. He is working as Associate Professor in Civil Engineering at Textile and Engineering Institute, Ichalkaranji. He is member of various technical bodies.